




PLASTIMO

**happy boating to you!*

2019



2020



Welcome to the Plastimo boating world ! Or worlds rather, because more than ever, our range of products addresses all water related activities : from sportsboat racing to family cruising, from powerboat touring to maritime professional mission...

This catalogue edition showcases our new generation of equipment stemmed from a close cooperation between our R&D team and specific experts such as designers, professional skippers or seaworkers on a duty.

Such feedback and insight from “those-who-know” stimulate us even more to develop innovative solutions that integrate always more safety features. And beyond the necessary compliance to standards and regulation, our teams are committed to going the extra mile, such as reducing the constraints intrinsic to safety, in order to deliver even more lightweight, more mobility, more comfort, more performance... in a nutshell, more fun.

Be our guest through these pages and discover our Activ’ seawear, O’Wave sunglasses, Pilot lifejackets, CouleurMer tableware, Tonic drybags, Horizon inflatable tenders... exciting products with names that are a true invitation to go out boating and enjoy !

Yann Cornec
General Manager


PLASTIMO
happy boating to you!



Vincent Curutchet - ALéA - MACIF ©



Yann Riou - MACIF ©

Inspired by champions

... and inspiring confidence.

Plastimo works in close cooperation with renowned skippers who test products in the most extreme conditions.

This challenging validation process enables us to propose the latest updates and developments to yachtsmen.

Racers' demanding requirements boost our creativity and their success fuels our ambitions : a true motivation for our technicians to raise the bar always higher.

François Gabart,
skipper of trimaran MACIF.
Winner of 2015 Transat Jacques Vabre.
Winner of 2016 Transat Bakerly.
2017 Solo around the World Record Holder.

Armel Le Cléac'h,
skipper of trimaran Banque Populaire IX.
Winner of 2017 Vendée Globe
on Banque Populaire VIII 60' monohull.



Yvan Zedda - Groupe PBCE ©



B. Leglatin ©


Research & Development

Safety

At the heart of the brand's DNA as reflected in our new lifejackets, safety harnesses and tethers incepted at our Lorient-France R & D. From ladders to fenders, from inflatable tenders to bilge blowers, safety is always the no. one concern that prevails in all Plastimo developments.

Ergonomy

Out at sea, the safest is the simplest. The most innovating product is only worthwhile if it is intuitive and ergonomic to operate. For Plastimo, ergonomy contributes to the correct use of the product, it is therefore a guarantee of durable quality and... safety.





Beneteau Figaro 3, the world's first production foiling monohull.

Enjoyment

We always keep your objective in focus : enjoy boating and be so confident in your equipment, that you virtually forget it is there. Whether you are a yachtsman off to a family cruise, a challenging and teeth-gritting racer or a marine dealer anxious to satisfy his customers, we all have the sea in common and we want boating to be an enjoyable leisurely moment.

Service

Being on the market for over 50 years gives us maturity and an in-depth knowledge of yachtsmen's and dealers' needs. Plastimo is attentive to change in times, change in sailing habits, new kind of boats such as foiling boats, and change in customer's requirements. Efficient service is therefore key to success, which can only happen by deploying the adequate logistics and being constantly alert to our customers requests.

Boat builders re-invent boats,
Plastimo re-invents equipment.



SEAIR, creator of the first foiling RIB called Flying RIB®.

Plastimo designer-manufacturer since 1963



happy boating to you

A

Access hatches	292-293
Accumulator tanks	440-441
Acoustic insulation	556-557
Adhesive tape (repairing & sealing)	593
AdvanSea electronics	342-349
Air ducting hose	560-561
Air pressure gauge	158
AIS (navigation)	348-349
AIS-SART & AIS-SRS beacons	77-78
Alarms (gas, smoke)	61
Anchors	67, 166-175
Anchor connectors	182
Anchor ball	57
Anchoring lines	184-188
Anemometers	344, 350-351
Angling equipment	571-574
Anodes	578-587
Antennas (TV, VHF, CB, Wi-Fi)	356-362
Antifouling	588-591
Anti-seasickness wrist band	68
Anti-slip deck covering	258
Anti-theft devices	570, 607
Aquascope	574
Awning support pole	521
Awnings	236

B

Backpacks	73, 121, 123, 385
Back supporter (guardrail)	255
Backstay adjuster	250
Bags (duffel)	120-123
Bags (safety equipment)	72-73
Bailers	66
BBQ & accessories	387-388
Baro-, hygro-, thermometers	366-367
Batteries & accessories	462-465
Battery chargers	458-460
Battery switch	466-467
Beacons (distress)	75-78
Beanie hats	112
Bellows (shift cable)	531
Bell (COLREG compliant)	57
Bells (brass decoration)	398
Bilge pumps	408-418
Bilge blowers	558-560
Bimini tops & accessories	510, 518-521
Binoculars	363-365
Black-out blinds	295
Blanket (survival)	71
Blocks	243, 264-272
Blowers	558-560
Bluetooth radio	376
Boat care	593-603
Boat hooks	164-165
Bollards	174, 279
Bolts	608-611
Boomstrut	225
Boots	114-115
Bosun's chairs	226
Bow fenders	198
Bow rollers	178-179
Bow shield	169, 198
Bow sprits	220
Braces (fixing)	617
Brass decoration	398
Breathing assistance kit	576
Bridle (tow)	505
Brushes	596-597
Buckets	66, 596
Buckles & webbing	238
Bulbs (LED)	502
Buffers & rollers (trailer)	570

Bullseyes	243
Bumper®	202-203
Bungee rope	234
Bunk net	396
Buoyancy aids	36-41
Buoys (safety)	48-55
Buoys (mooring & marking)	204-209
By-pass valve (pumps)	412

C

Cabin lighting	493-501
Cable (electrical)	474
Cable (guardrail)	254
Cable (steering)	252, 529-533
Cable (USB)	376-377
Cable cutters	61
Cable seals/glands	472
Camcleats	280
Capstans	177
Cargo booms	155
Chain	180-181
Chain counter (windlass)	177
Chain joining links	183
Chain pipes	179
Chain swivel	179
Chairs	396
Chargers (battery)	458-460
Chart table lights	500
Charts (paper)	372-374
Children lifejackets	42-43
Cigarette lighter plugs & sockets	473
Circuit breaker	469
Clamcleat®	240-243
Clamps	447
Clamseal®	150
Cleaners	600-601
Cleaning & Maintenance	593-603
Cleats	240-242, 280
Clevis pins (rigging screw)	251
Clips (clamping accessories)	243
Clocks	366-367
Cloth (cleaning)	598
Clothing	102-115
Clutches	273
Code of signals	341
Compass, fluxgate	345
Compasses	308-340
Compasses for motorboats	313-321
Compasses for sailboats	322-337
Compasses, handbearing	335-337
Compensators (mooring)	189
Compressors	158-159
Cone (motoring)	57
Connected beacon	79
Connectors & fittings (plumbing)	452, 454-455
Connectors (fuel tanks & jerrycans)	548-549
Connectors for ventilation shaft	560-561
Consoles	153
Control line eyes	272
Converters (battery)	460
Cookers and hobs	386
Coolers	382-385
Cooling units	380-381
Cotter pins	251
Covers	150, 236
Cowl vents	303-305
Cradle for liferaft	97
Crimping pliers	237
Crockery	389-393
Cross-tree caps	224
Crutchstrap	34
Cushions	56, 396

Cutting & soldering iron	233
Cyalume lightsticks	35

D

Dan buoys	54-55
Dashboard control gauges	528
Davits	155
Deck bushings	243
Deck electric connectors	472
Deck fillers	299-302
Deck hatches	292-293
Deck organisers	273
Deck plates	290-291
Deck rubbing strakes	263
Deck seals	472
Deck spreaderlights	486-490
Deck ventilation	297, 303-306
Decoration (bamboo & teak)	394-395
Decoration (brass)	398
Depth sounders	342, 352
Defectors (gas & smoke)	61
Dials (dashboard)	527
Dinghies	128-150
Dinnerware	389-393
Distress Beacons	75-78
Distress signals & flares	80-81
Ditch kits (LifeCell®)	74
Diver Recall Signal (DRS)	575
Dividers	341
Diving kit (emergency)	575
Diving equipment	575
Dock fenders	201-203
Dog flotation vests	41
Door fasteners & buttons	614-615
Dorade boxes	303-305
Drain sockets	302, 450-451
Drinking water storage	419-421
Drogues	67
Drums (watertight)	73
Dry bags	73, 121-123
Ducting hose	560
Duffel bags	120, 123
Dye marker	60

E

Echotest hand depth sounder	352
Econab deck filler	300
Electric panels	468-469
Electrical tape (liquid)	601
Emergency lights	34-35
Engine connectors	548-549
Engine lubricant	522
Engine monitoring gauges	528
Engine start braid	526
Engine throttle	534-535
Ensigns	368-369
EPIRB's	75-76
Epoxy	594
Exhaust hose & connectors	554-555
Exit plate	248
Extension handle for OB motor	249
Eye nuts & bolts	246
Eye straps	245, 247
Eyes (hi-load)	272

F

Fairleads	281, 243, 256
Fan (cabin)	396
Fasteners (doors & lockers)	608-617
Fasteners (sail and canvas)	237
Faucets	428
Fender profiles	257

Fenders & access.....	190-200
Fender socks.....	199
Figures (boat registration).....	371
Filler (hull repair).....	594-595
Finish / polish.....	601
Fillers (deck).....	299-302
Filters (air).....	555
Filters (fuel).....	550-551
Filters (water).....	401-402, 427, 555
Fire blanket.....	65
Fire extinguishers.....	64-65
First aid kits.....	68-69
Fishfinders.....	352
Fishing rod holders & access.....	571-574
Fishmaster® T-Top.....	514-516
Fit-out & maintenance.....	588-591, 598
Flags.....	59, 368-369
Flag staff & pole sockets.....	370
Flares (distress).....	80-81
Flashlights.....	34-35
Fleece jacket.....	113
Flexible water tanks.....	419
Float tube.....	149
Floats (surface floats).....	205
Float contactors (bilge).....	416, 418
Floating lights.....	58-59
Floodlights.....	486-487
Fluxgate compass.....	345
Foam (insulation).....	556-557
Fog horns.....	57
Food & water rations (survival).....	70
Fortress® anchor.....	168
Foul weather gear.....	102-115
Freezers.....	379, 383
Fuel filters.....	550-551
Fuel gauges & level indicators.....	539-543, 528
Fuel hose.....	549
Fuel line connectors.....	548-549
Fuel tanks & jerrycans.....	539-543
Funnels.....	544
Furling straps.....	235
Furling systems.....	222-223, 225
Fuses (electrical).....	465

G

G rings for rigging screw.....	248, 251
Galley equipment.....	389-395
Gas detectors & alarms.....	61
Gator patch.....	595
Genoa cars & travellers.....	274-276
Glasses - tableware.....	393
Glomex antennas.....	356-362
Gloves (sailing).....	116-117
Gloves (fit-out and boat care).....	599
Glow sticks.....	35
Gooseneck.....	554
Grab bags.....	73-74, 100
Grabrails.....	259
Grappels.....	173
Grease.....	553
Grip cleat (net tensioning).....	242
Grip handle (mast mounting).....	227
Grommets (sail).....	237
Guardrail netting & padding.....	254-255
Guardrails (Parafil).....	254

H

Halyards & sheets.....	226-232
Halyard exit plate.....	248
Halyard bags.....	236
Hammer wedges.....	173
Hand flares.....	80-81
Hand lead lines.....	57

Hand pumps.....	66, 408-411
Hand rails.....	259
Handbearing compass.....	335-337
Handles & knobs (doors & hatches).....	613-616
Harnesses.....	45
Hatches, deck & storage.....	292-293
Hatch accessories.....	295-298
Hats (wool, fleece).....	112
Heads (WC).....	437-439
Head lights.....	490
Headsail reefing.....	222-224
Heater (water).....	423
Heelmeters.....	365
Helmsman seats.....	522-525
Hinges.....	618-622
Hi-load eyes.....	272
Hobs.....	386
Holding tanks (sewage - waste).....	440-441
Hook (S-type hook).....	239, 248
Hooks (boat).....	164-165
Hooks (snap hooks).....	238-239, 285-287, 505
Hooks & door hooks.....	617
Horns.....	57, 526
Horseshoe buoys.....	48-49
Hose (water).....	443-446
Hose & primer bulbs.....	549
Hose connectors (fuel).....	548-549
Hose connectors (water).....	447, 452, 455
HP washdown kit.....	407
Hull fit-out & care.....	588-591, 598
Hull protection covers.....	236
Hydraulic steering systems.....	532-533
Hydrostatic release units.....	100

I

Ice chests.....	382-385
Inflatable tenders/dinghies.....	128-150
Inflatable lifejackets.....	11-30
Inflators.....	158-159
Inspection hatches.....	288-291
Insulation foam (acoustic).....	556-557
iPad case & accessories.....	124
Iron (cutting).....	233

J

Jackets (sailing).....	102-112
Jacklines.....	47
Jerrycans (fuel).....	542-543
Jerrycans (water).....	421
Jib reefing.....	222-224
Joining links.....	183, 284

K

Kayaks (inflatable).....	156
Keelshield® wear pads.....	595
Key rings.....	115
Kill cords.....	526
Kitchenware.....	389-395
Kneeboard.....	504
Knives.....	71, 125-126

L

Ladders & steps.....	212-219
Ladders (safety).....	67
Lamps (indoor).....	493-501
Lanyard.....	231, 233
Latches (door).....	611
Lead lines.....	57
Leaning posts.....	517

2019 NEW PRODUCTS



P 46



P 144



P 45



P 79



P 117



P 16



P 123



P 215



P 25



P 296



P 176



P 266



P 364



P 104



P 469



P 345



P 514

LED light bulbs	502
Letters (registration)	371
Lifebuoys	48-53
Lifebuoy containers	53
Lifebuoy light (floating)	58-59
LifeCell®	74
LifeFlag®	59
Lifefloats	56, 74
Lifejackets (recreational)	9-44
Lifejackets (commercial & pro)	27-33
Liferafts	82-99
Liferaft cradles	97
Lifesmoke	80-81
Light bulbs	502
Light dimmers	501
Lighting (cabin)	493-501
Lights (safety)	34-35
Lightsticks	35
Line Tamer	233
Line thrower	51, 81
Livewell pumps	406, 417
Locks	608-611
Log book	369
Logs & speedos	343
Loud hailers	365
Loudspeakers	376, 512
Louvered vents	562
Lubricants	552-553

M

Macerator pumps	441
Mainsail covers	236
Mainsail traveller systems	274-277
Man Over Board	50-55
Marker floats	205
Marking buoys	206-207
Mask (disposable, for fit out)	599
Masking tapes	593
Mast ascending grip handle	227
Mast lights	486-487
Mast step	227
Masthead unit (wind instrument)	344
Mechanical steering systems	530-531
Miniflares	80
Mirror (dashboard)	510
Mirror (decorative)	398
Mirror (signalling)	35
Mitts (racing)	116-117
Mitts (cleaning)	599
Mixer taps	429-430
Monitor for batteries	460-461
Monocular	363
Monster Tower®	508-512
Mooring bollards	174, 279
Mooring buoys	204-205
Mooring cleats	278-279
Mooring hammer & wedges	173
Mooring kits	175
Mooring ropes	184-188
Mooring springs	189
Mops	598
Mosquito nets (hatch, companionway)	296
Motor brackets & access	566-568
Motor flushing	553
Motoring cone	57
Multi-purpose clips	243

N

Navigation charts	372-374
Navigation Electronics	342-349
Navigation lights	475-485
Navilight®	481-484
Needles (sail repairs)	235

Net, bunk	396
Netting (guardrail)	396
Nuts & bolts	246

O

Oar collars	162
Oarlocks	162
Oars & paddles	161-163
Odeoflare®	80
Oil change pumps	553
Oil measurers	553
Oilskins	110
Orange pennant (water ski)	507
Organisers	273
Outboard motor flusher	553
Outboard transom pad	565
Ovens	386

P

Pad eyes	244-247
Paddle boards	157
Paddles	161-165
Padlocks	604-606
Paint brushes & buckets	596
Palm (sail repair)	235
Panels (electric)	468-469
Parachute rockets	80-81
Parafil guardrail	254
Parallel rules	341
Pedestal (tables & seats)	397, 525
Pelican hooks	251
Pennants	368-369
Pharmacy	68-69
Pilot seats	522-525
Pins (cotter pins)	248, 251
PLB (Personal Locator Beacons)	77
Plastic repair & filling	594
Plasticlip	200, 261-262
Platforms	216
Pliers (crimping, riveting)	237
Plotters (for paper charts)	341
Plugs & sockets (outdoor)	470-471
Plumbing parts	447, 453-456
Pod (steering)	153
Polish	601
Portlights	294, 297
Primers (antifouling)	590
Primer bulbs	549
Protection pouches	124
Protractor rules	341
Pumps (manual)	66, 408-411
Pumps (oil)	547
Pumps (sanitation waste)	441
Pumps (for sinks)	427
Pumps (inflators)	158-159
Pumps, bilge & water handling	408-418
Pumps, grey waters	404-405, 414
Putty knife	593
Pyrotechnics	80-81

R

Racks for safety buoys	49, 52
Racks for wakeboard & ski	511
Radar reflectors	62-63
Radio (world band)	362
Radios (FM/RDS/Bluetooth)	376, 512
Radios (VHF)	353-355
Rearming kits for lifejackets	12-30
Reefing (jib)	222-224
Reflecting stripes	60
Refrigerators	378-383
Regatta mark buoys	208-209

Registration letters & numbers	371
Remote control (windlass)	177
Repair & filling	594
Rescue range	48-53
RIB's	128-150
Rigging screws	250-251
Rigid tenders	160
Ring lifebuoys	52-53
Rings, cotter rings	248, 251
Ring lifebuoy & container	52-53
Ring pulls (lockers)	616
Rod holders (fishing-angling)	572-573
Rollers (paint)	596
Rollers & buffers (trailers)	570
Ropes	184-188, 226-232
Rope counter	233
Rope cutters	233, 538
Rope stowage	233
Rowlocks	162
RPM counter	528
Rubbing strakes	263
Rudder gudgeons	248
Rudder pintles	248
Rules and dividers	341

S

Safety harness	45
Safety knives	71
Safety lights	34-35
Safety lines	47
Safety packages	72
Sail and canvas fasteners	237
Sail furling straps	234-235
Sail handling & reefing	222-225
Sails repair kit	235
Sanitation additives	439
Scrub pads - scrubbing tools	593
Scuppers	449, 451
Sea anchors	67
Searchlights	487-488
Seat cover	522
Seats (pilot)	522-525
Seats & tables	396
Seawear	102-115
Sensors (electronic instruments)	345-347
Sewage treatment	437-443
Shackle keys	284
Shackle links	284
Shackles	178, 180, 239, 282-284
Shark repeller	575
Sheets & halyards	226-232
Shield (bow & keel)	154, 169
Shock cords	234
Shoes	114
Shower (deck)	431-436
Shower (bathroom)	431
Shroud cutters	61
Shroud sheath	252
Signalling mirror	35
Signals & flares	80-81
Sinks	424-426
Silzig buoy	51
Ski tow eyes, towing ring & bridle	505, 507
Ski tubes	503-507
Ski/wakeboard bars	505, 513
Sliders (genoa & mainsail)	274-275
Sliding track mounting cleat	280
Smoke (distress signal)	80-81
Snap hooks	238-239, 285-287, 505
Sockets	470-471
Soft shackle loops	245
Solar panel holder	464
Solar shower	431
Solar vents	297

2019 NEW PRODUCTS

SOLAS lifejackets	27-32
Sound bars	512
Sound signalling	57
Speedline	81
Speedometers	343, 528
Spinnaker pole holder	224
Splicing spikes	235
Splitfers (AIS)	349
Spotlights	493-497
Sprayhood (inflatable lifejackets)	34
Spray nozzles	446
Spray paints (engine)	592
Spreader boots	224
Spring for tiller rope	249
SSB radio	362
Stanchions & blocks	256
Stanchion bullseyes & cleats	256
Stand up paddle boards	157
Stays (hatches)	298, 617
Steering helms (powerboats)	530-531
Steering wheels (powerboats)	536-537
Steps	218
Storage bottles	73
Storage hatches & cases	65, 268-269
Storage racks (rods & fishgaffs)	572-573
Storm jib	60
Stowage bags (ropes)	236
Strainers	452, 455
Straps for trailer winch	568
Strop with ring	272
Sunglasses and cords	118-119
Survival equipment	70-73
Survival blanket	71
Survival food rations	70
Swage studs	251
Switches (battery)	466-467
Switches (electrical)	466, 501
Switches & contactors (pumps)	416, 418
Swivel plate	249
Swivels	179, 287
T	
Tableware	389-393
Talurit sleeves	253
Tanks (water / fuel)	419-421, 440-441, 539-543
Taps & faucets	428-433
TBS anti-slip deck covering	258
Teak cleaners & renovators	594, 602
Teak & bamboo decoration	394-395
Tenders (inflatable & rigid)	128-150, 160
Tensioning cleat (net)	242
Terminal fitting for guardrail	255
Terminals (rigging screw)	251
Tethers	46
Thermal protective aid	71
Thimbles	248
Thinner for paint	590
Throttles	532-533
Throwing line	51-52
Thru-deck (electrical)	472
Thru-hulls	448-451, 453
Tide clocks	366-367
Tifiz connected beacon	79
Tiller extensions & fittings	249
Tiller ropes	249
Toggles (rigging screws)	251
Toggle fasteners	613
Toilets	437-439
Torches	491
Towable inflatables	504-507
Tow bars & ropes (ski)	505, 507, 513
Tracks & travellers	274-277
Trailer winches (manual)	569

Trailer winch straps	568
Trailers, accessories	569-570
Transducers depth & speed	345-347
Transom pads	565
Transom pintle	248
Trapeze & vang cleats	241
Traveller systems	274-277
Triangles (st. steel)	238
Trim tabs	538
Trousers	105, 107, 109
T-Tops	514-516
TurboSwing®	513
Turnbuckles	250-251
Twist studs	237, 297

U

U-bolts	244-245
U-cleat (mooring compensator)	189
Underwater lighting	492
USB (radio, cable, charger)	376-377

V

Ventilation	303-306, 561-564
Vents (water / fuel)	443, 545-546
VHF radios	353-355
Voltage stabilizer	501
Voltmeters	528

W

Wakeboard & access	506, 508-513
Wallcarpeting	556
Washbasins	424-426
Washdown pump kits	407
Waste water systems & access	437-443
Water decontaminator	427
Water filters	401, 427, 555
Water gauges & counters	422
Water heaters	423
Water inlet and outlets	436
Water jerrycans	421
Water sachets (drinking)	70
Watersports towers	508-511
Water skis	504
Water system pumps	400-407
Water tanks (fresh water)	419-421
Water tanks (sewage, waste)	440-442
Watering guns	446
Waterlocks	554
Waterproof cases & pouches	124
WC	437-439
Wear pads	263, 595
Weather gear (jackets & trousers)	102-115
Webbing & buckles	238
Wedges (mooring)	173
Wheels for pneumatic boats	151
Whipping twine	232
Whistle	57
Wi-Fi interface	345
Winches & accessories	263
Windcheater jacket	111
Wind indicators (vaness)	227
Wind indicators (electronic)	344, 350-351
Windlasses	176-177
Windshield accessories	297, 510
Windsurf cleats	241
Wind scoops	306
Wipers (windscreen)	527
Wire rope	252
Wire grips/clamps	252
Wire rope blocks	253
Wooden plugs/pegs	66
World band receiver	362



P 74



P 78



P 491



P 14



P 122



P 118



P 152



P 446



P 393



P 345

P 353



P 385



P 18



P 46



P 389



P 105



P 517



P 257




P 156

Your safety is our mission

Plastimo's commitment to safety has been at the core of our business for over 50 years

Plastimo offers a comprehensive range of 40 models of lifejackets and buoyancy aids to serve all watersports, incorporating individual preferences such as traditional foam or inflatables.



Every lifejacket goes through a complete check-up procedure at every stage of production. For example, every air chamber is tested fully inflated for 12 hours to check seam tightness.

**MADE BY
PLASTIMO**



Material selection and quality tests

Plastimo pays particular attention to the selection of materials involved in lifejackets production, according to the final use the garment is intended for. Materials are selected after stringent resistance tests conducted in situ and in our laboratories :

Resistance to heat and UV-rays, corrosion and abrasion, pull and tear, seawater and hydrocarbons.

Each finished garment is submitted to a series of tests in situ (buoyancy, self-righting capacity, pull...) with a large selection of people, to account for different bodyweight and stoutness.



Foam or inflatable lifejacket ?

Permanent flotation (foam) lifejacket



Closed-cell polyethylen foam or extra-flexible monoblock PVC foam.

Contributes to thermal protection.
Provides a good protection against knocks.

Inflatable lifejacket



Thermo-welded polyurethane air chamber protected in an outer shell.

Very compact when lifejacket is not inflated.
Comfortable over a long period of time.
Unrestrictive to wear for active crew.



Lifejackets & buoyancy aids



A lifejacket is a personal protective equipment (PPE). When worn and used properly, it contributes to increase the chances of survival of a man overboard. When choosing a lifejacket, particular attention must be paid to :

- **Legal requirements**, to be considered both countrywise and related to the type of activity (offshore cruising, regatta racing, seashore leisure activities, professional seafaring missions...)
- **Practice environment and conditions** (type of vessel, frequent use, dirty environment, sitting position...) which determine the most important features : comfort, flexibility, buoyancy, durability.
- **Size and stature** (adult, child, short stature or large body build) and the clothes worn in conjunction with the lifejacket (coastal seawear or heavy protection gear...)
- And of course **your own preference** !

EUROPEAN STANDARDS & DIRECTIVES

Buoyancy aids and lifejackets must meet the requirements of :

- ISO 12402 European standard,
 - EU 2016/425 European regulation on PPE (Personal Protective Equipment).
- Indispensable CE kitemark indicates that the lifejacket complies.

	Buoyancy aid 50 Newton*	Lifejacket 100 Newton*	Lifejacket 150 Newton*	Lifejacket 275 Newton*
Use	Coastal sailing, beach/shore activities. Suitable for good swimmers.	Sheltered waters, inshore and coastal sailing.	Open sea/blue water sailing.	Open sea/blue water sailing. Extreme conditions and professional use.
Type of vessel	Canoe-kayak, windsurf, dinghy, water ski, jet ski, kitesurf, stand up paddle.	Sail and power crafts.	Sail and power crafts.	Sail and power crafts Professional vessels*.
Performance	Not self-righting. Keeps the airway out of the water, wearer being conscious.	Self-righting : turns wearer** safely on his back within 10 seconds.	Self-righting : turns wearer** safely on his back within 5 seconds.	Self-righting : turns wearer** safely on his back within 5 seconds, user wearing heavy protective clothing. Recommended for use with clothing that may trap air. **most wearers
		Supports the head all around : on both sides of the head and at the back.		
Colour	One or several.	Bright colour imposed.	Bright colour imposed.	Bright colour imposed.
Reflecting material	Not required	100 cm ²	300 cm ²	300 cm ²
Whistle	Not required	Required	Required	Required
Grab handle	Not required	Not required	Required	Required
Crutch strap	Not required	Recommended	Recommended	Recommended

** most wearers

A 150 N lifejacket is suitable for a vast majority of activities and users.
However, do not hesitate to consider upgrading to 275 N for a blue water cruise, if you have a stout body build, or if your boating activity requires to wear heavy gear.

Which lifejacket for me, according to my size and body stature ?

Check indications of size, weight, chest dimensions on the lifejacket tag.
Always try a lifejacket on prior to purchase.
CAUTION : always wear your lifejacket OVER your sailing clothes and make sure you adjust it to fit your body.

Particular case of young children :

Regulation requires a child up to 30 kg to wear a 100 N lifejacket. When cruising offshore or practicing seashore activities, a child's lifejacket must ensure that the wearer will turn safely on his/her back and must also feature retro-reflective tapes for visibility and a grab loop.



WHEN ARE SOLAS LIFEJACKETS REQUIRED ?

SOLAS certified lifejackets are required on board commercial or passenger vessels (including recreational boats above 25 m). They must be compliant with SOLAS – MED 2014/93/EU Marine Equipment Directive requirements.






Inflatable lifejackets

J.M. Iot©



Which inflation mechanism ?

Designer and manufacturer of lifejackets for over 50 years, Plastimo gives you some extra clues to understand the lifejacket differences and operation and to select the best model for your application.

Inflation mechanism	How does it work	Applications / type of activities
 ORAL	Blowing air into the air chamber.	Exists on all lifejackets as a compulsory feature. Oral inflation tube allows to top up or reduce the air volume, and to deflate the jacket after use.
 MANUAL	Wearer pulls the firing cord : a pin pierces the bottle which releases the CO ₂ into the air chamber.	Activities involving exposure to regular spray and waves, or repeated immersion in the water (bowman and deck racing crew, stand-up paddle learner...).
 AUTOMATIC	Capsule contains a component which dissolves when in contact with water and causes the firing pin to pierce the bottle. CO ₂ gas is then released into the air chamber.	Indispensable if wearer cannot swim. Highly recommended in most circumstances because it provides optimum safety : it is instantly operational and provides buoyancy even if casualty is unconscious when falling overboard.
 AUTOMATIC PRO-SENSOR	Same operation mode as automatic mechanism.	Same recommended applications as automatic mechanism. Features a viewing window on lifejacket outer shell : green and red indicators give visual evidence of the firing head operational status at any time. Indispensable for all non-expert crew.
 HYDROSTATIC HAMMAR	When the firing head is immersed, the hydrostatic pressure acts on the water-sensitive membrane which triggers the firing mechanism and releases the CO ₂ into the air chamber.	Recommended for heavy wave and water exposed activities, (regatta racing, bowman and deck racing crew, navigation in very difficult conditions...). Inflation performance can be restricted if firing mechanism is not immersed enough to generate sufficient hydrostatic pressure.

SAFETY PLUS :

All lifejackets, including automatic models, are also systematically MANUAL.

All lifejackets feature an oral inflation tube as top-up.

Integrated harness



Reduces the risk of man overboard : only a jacket with integrated harness features a stainless steel or textile loop to hook a tether that ties you to the boat.

Indispensable when night sailing or in rough seas, also a must for exposed bow crew when racing or when sailing single-handed. Highly recommended for children.



With harness



Without harness

Sprayhood



Protects your face and keeps your airways safe from waves. Contributes immensely to increased chances of survival in rough seas.



Crutch strap

Prevents the lifejacket from riding up when inflated and facilitates swimming.

Take good care of your lifejacket : your safety depends on it.

Before putting out to sea, check visually the condition of your lifejacket. No sign of wear must appear and the firing system must be operational.

The lifejacket lifetime is directly related to the way it is stored and to the frequency and conditions of use. Plastimo recommends servicing every 3 years either in our factory or in a Plastimo authorized station to extend the jacket lifetime.

In case of intensive or professional use, annual servicing is necessary.

Servicing in the Plastimo factory or with an authorized station consists in :

- A thorough inspection of the lifejacket general condition.
- Inflating the lifejacket to check for airtightness.
- Inspecting the inflation system (inflation head, CO₂ gas cylinder).
- Re-arming and re-packing the jacket following a very strict folding procedure.

Should you have to replace the re-arming kit, you must absolutely use a Plastimo re-arming kit.

How to choose

Thierry Martinez / Sea&Co.

Alain Gautier
Team manager Monin®



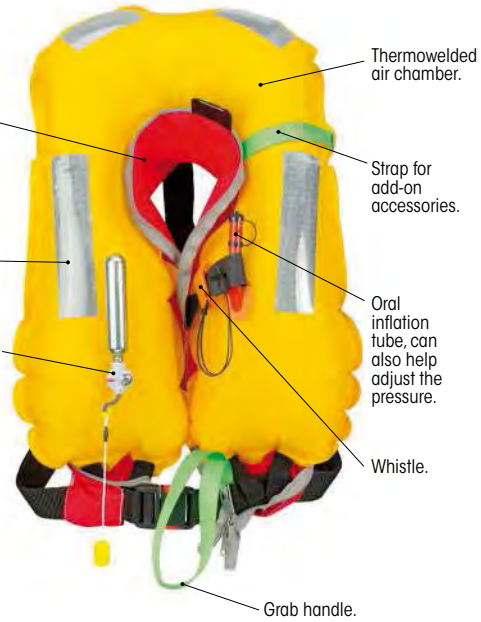
*Actual average buoyancy measured as per EN ISO 12402-9 standard at 20°C after initial stabilisation

SPECIFICATIONS	SL 180 page 14	PILOT 165 page 16	EVO 165 page 18	EASYFIT page 19
Actual buoyancy*	180 N	165 N	165 N	165 N
Performance rating (standard rating)	150 N (EN ISO 12402-3)		150 N (EN ISO 12402-3)	
Lifejacket front closure	Zip	St. steel buckle or polypropylene double push-piece buckle	St. steel buckle or polypropylene double push-piece buckle	St. steel buckle or polypropylene double push-piece buckle
Integrated safety harness (EN ISO12401)	Double Dyneema loop	Textile loop with retro-reflective insert		316 L st. steel buckle
Inflation : gas bottle	38 g CO ₂	33 g CO ₂	33 g CO ₂	33 g CO ₂
Firing / Manual only automatic, water dissolving capsule auto Pro-Sensor, water dissolving capsule auto hydrostatic Hammar	- ✓ ✓	✓ ✓ -	✓ - ✓	✓ -
Outer shell Closure	Double QBZ® zip	Zip	QBZ® zip	Velcro
Main fabric	EN ISO 12402-7 extra-flexible polyester	Very flexible polyester fabric	EN ISO 12402-7 extra-flexible polyester	EN ISO 12402-7 polyamide
Retro-reflective element	✓	-	-	-
Viewing window	✓	-	✓, on auto models	-
Zippered pocket	✓	-	-	-
Crutchstrap	Double, included	Option	Double, included	Depends on models
Sprayhood (EN ISO 12402-8)	Included or option	Option	Option	-
Standard safety equipment	Whistle, grab loop in 25 mm polypropylene webbing (to grab casualty and hoist him/her out of the water), strap to attach extra safety add-ons (PLB, flashlight), retro-reflective stripes and oral inflation tube.			
Specific features	Neoprene collar Adjustable back strap Quick-fix side buckle Air chamber stitched to outer shell, easy to re-pack.	Flexible and technical fabric. Lightweight, ergonomic. Easy-to-hook harness. Slim design.	Short on chest, waterdrop design. Overhead donning Comfort front patch.	Air chamber stitched to outer shell, easy to re-pack. Overhead donning. Balanced weight : firing system in centre. No extra thickness in neck.
Belt / waistline	60-130 cm	55-140 cm	60-130 cm	60-130 cm
Lifejacket weight (as from ... g / e.g. manual model, no harness)	1175 g	660 g	660 g	620 g
Recommended applications :	Blue water navigation and agile sailing.	Multiple activities, frequent use.	Multiple activities, active sailing.	Multiple activities, day cruising.

your inflatable lifejacket



All automatic lifejackets are also manual.



PILOT 275 page 20	PILOT 290 page 21	PILOT Pro 180 page 22	PILOT PÊCHE page 23
275 N	290 N	180 N	165 N
275 N (EN ISO 12402-2)		150 N (EN ISO 12402-3)	
St. steel or polypropylene buckle	St. steel buckle	St. steel or polypropylene buckle	Polypropylene buckle
316 L st. steel buckle	316 L st. steel buckle	316 L st. steel buckle	-
60 g CO ₂	60 g CO ₂	33 g CO ₂	33 g CO ₂
- ✓ -	- ✓ -	- ✓ -	- ✓ -
Velcro	Double QBZ® zip	Zip	Velcro
Heavy duty polyamide	Heavy duty polyamide	Heavy duty washable polyester. Mold resistant, fire-retardant.	Washable polyester
✓, on Hammar models -	✓, on Hammar models ✓	✓ - -	- - -
Included	Double, included	Depends on models	Option
Option	Included or option	Option	Option
Whistle, grab loop in 25 mm polypropylene webbing (to grab casualty and hoist him/her out of the water), strap to attach extra safety add-ons (PLB, flashlight), retro-reflective stripes and oral inflation tube.			
Y-shaped back strap. Ultra-flat lifejacket. Large waistline size.	Boddy-hugging and flexible. Waist adjustment with quick-fix buckle. Modular : Molle® pockets/straps for add-ons. Fully equipped version.	Washable, heavy duty fabric, coated on both sides. Optimum visibility even non inflated.	Washable coated fabric. Cutaway sides for mobility. Reinforced base.
60-170 cm	60-175 cm	60-175 cm	60-130 cm
1060 g	1100 g	900 g	710 g
Intensive and blue water sailing. Professional and industrial applications. Wearers with heavy protection gear or stout body-built crew.		Recreational, commercial or sports fishing. Commercial and industrial applications.	Sea or river recreational fishing and angling.



MADE BY PLASTIMO

Options & accessories

See pages 34-35



Special lifejackets :
see pages 24-26
Coastal and seashore activities.



Professional lifejackets :
see pages 27-29






François Gabart,
skipper of trimaran MACIF.
Winner of 2015 Transat Jacques Vabre.
Winner of 2016 Transat Bakerly.
2017 Solo around the World Record Holder.

SL 180 lifejacket

Extremely flexible and comfy, tailored for performance. Reliable of course... and also functional and trendy. Developed from the exclusive Plastimo technology combined with hi-tech fibres and materials.

Definitely the ideal lifejacket for blue water and agile sailing, the SL 180 has also become the regular choice of the Sailing Elite.



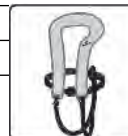
SL 180 lifejacket

SL
180

- **Highly flexible and ergonomic**, for perfect body fit in all manœuvres and body positions.
- **Practical and intuitive donning** : zipped waistcoat style.
- **Dyneema® harness loop**.
- **Zipped outer shell** for perfect finish.
- **Neoprene collar** for snug fit, back patch for comfort.
- **YKK QBZ® zip** with 2 quickburst points, designed and certified for use on lifejackets.
- **Easily adaptable** to body size, at waist and in the back.
- **Modular** : Zipped pocket on outer shell and two straps on air chamber for extra add-ons.



Colour	Reference	Inflation	Harness & double crutchstrap
Grey	64112	Automatic Pro Sensor	✓
	64113	Hydrostatic Hammar	✓
Orange	64969	Automatic Pro Sensor	✓
	64970	Hydrostatic Hammar	✓
Turquoise	66916	Automatic Pro Sensor	✓
	66917	Hydrostatic Hammar	✓



"All inclusive" safety with sprayhood originally integrated to lifejacket ref. 65539, flashlight (option) and Personal Locator Beacon (option).



SL 180 automatic Hammar, with integrated sprayhood

- **SL 180 grey colour, Hammar + sprayhood : 65539**

Sprayhood protects the face and airways from waves and water projections. Model required by most race safety committees (sprayhood is ISO 12402-8 certified). Harness and double crutchstrap are included as original features on model 65539.

Dyneema® is a registered trade mark of DSM.

Hi-tensile fibre harness : soft loops in Dyneema® and

webbing in polyester, combining reliability and resistance with lightweight and contact-friendly construction.



Zipped pocket for extra safety equipment.



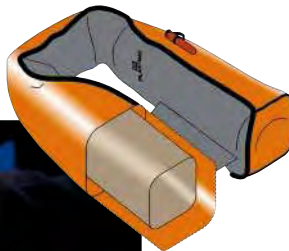
Neoprene neckline with ergonomic design flexes around your shoulders. Strap adjustment for better fit in height, foam padded patch for added comfort.



© J.M. Liof



Outer shell closure with Quickburst® zip for air chamber to deploy instantly. YKK QBZ® zip, specifically designed and certified for use on inflatable lifejackets.



Fluo orange air chamber, fully stitched to outer shell.



Hervé Cohomer ©

MADE BY PLASTIMO

EXCLUSIVE TECHNOLOGY invented by Plastimo : To combine lightweight, performance and reliability, Plastimo replicates in the SL 180 lifejacket the polyurethane film air chamber, engineered in its liferafts for decades.



Options

Sprayhood 64950

Integrated as standard feature on lifejacket ref. 65539, sprayhood can be added as an option on all other models. ISO 12402-8 compliant.



Automatic flashlight 2263071



Safety knife 65475



Spares

Re-arming kits :

- For automatic Pro Sensor system : **65872** (Water dissolving capsule alone : 64496)
- For Hammar system : **64116** (Firing head alone : 61671)

Spare double crutchstrap : 65997



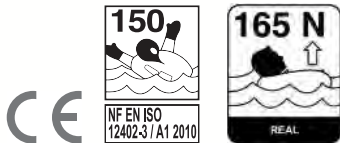
Complete list of re-arming kits and firing heads on www.plastimo.com We advise you to pay particular attention to checking the firing head version you have.

Pilot 165 lifejacket

A quintessential model in our lifejacket range, the Pilot 165 has been rejuvenated by our R & D to match your needs even more and remain a very good value for money.

The outer shell has been totally redesigned to enhance comfort, elegance and modern features, while ensuring its primary mission : to protect the lifejacket safety essentials.

More comfortable and lightweight, the new Pilot 165 confirms that it is the perfect all-rounder, ideal for all nautical activities (coastal navigation, regular daycruising, racing...).



- **Ergonomic design, elegant and modern.**
Very flexible and body-hugging providing a perfect fit to an active crew.
Slim cut with optimized folding : just the right degree of compactness to preserve flexibility.
- **Soft and flexible fabric.**



J.M. Liot ©

- **Outer shell with zip closure.**
Perfect finish and great looks, opening of outer shell only when required.
Provides a better protection of the air chamber and avoids outer shell untimely opening.
Easy to fold and re-pack when checking or servicing.



MADE BY PLASTIMO



	PILOT 165 no harness (EN ISO 12402-3)		
	BLUE	RED	BLACK
Manual	66783	66781	66785
Automatic	66797	66795	66799
Hydrostatic Hammar	66809	66807	66811

	PILOT 165 with harness (EN ISO 12402-3 / 12401)		
	BLUE	RED	BLACK
Manual	66791	66789	66793
Automatic	66803	66801	66805
Hydrostatic Hammar	66815	66813	66817



Zip opens at both ends : easier to check quickly the inflation status. Also facilitates servicing.



• **Ergonomic harness with textile loop.**
Sewn horizontally for enhanced ergonomy. Heavy duty hi-tech fibre with retro-reflective insert. Lightweight loop, just rigid enough to hook tether easily (shown here with tether, not included).



• **Double safety buckle** on jackets with no harness : double push-piece security, easier to click on and off.

Options



• **Crutch strap**
50524



• **Sprayhood**
64950
ISO 12402-8 compliant



• **Molle® stowage pouch**
65575



Flashlight
• **Automatic :**
2263071
• **Manual :**
2263075



• **Safety knife**
65475



Spares

Re-arming kits

- For manual system : **40199**
- For automatic system : **40200**
(Water dissolving capsule alone : 40255)
- For Hammar system : **58461**
(Firing head alone : 61671)



Complete list of re-arming kits and firing heads on www.plastimo.com

Pilot 165 lifejacket, velcro closure

Model available until March 2019. Beyond that date, will be available on special order.



	PILOT 165 no harness (EN ISO 12402-3)			
	BLACK	NAVY	RED	RED XXL*
	WITH crutchstrap	NO crutchstrap	NO crutchstrap	NO crutchstrap
Manual	-	63413	63412	-
Automatic	-	63419	63418	63436
Automatic Pro-Sensor	63426	-	-	-
Hydrostatic Hammar	63432	-	-	-


	PILOT 165 with harness (EN ISO 12402-3 / 12401)				
	BLACK	NAVY	RED		RED XXL*
	WITH crutchstrap	NO crutchstrap	WITH crutchstrap	NO crutchstrap	WITH crutchstrap
Manual	63417	-	-	-	-
Automatic	63423	63422	65047	63421	-
Automatic Pro-Sensor	63429	63428	65051	63427	65058
Hydrostatic Hammar	63435	63434	65055	63433	65059

* Waistline up to 170 cm.

EVO 165 lifejacket

Unique design : short cut on chest combined with water-drop shape provides superior comfort and shoulder mobility. Totally unrestrictive to wear for active crew. Equally adapted to stout body-builds.

Proposed in 3 colourways with a new soft and flexible fabric : classic black, safety orange and tonic turquoise.



J.M. Liot ©

- **Ergonomic.** Flat and body-hugging for optimum freedom of movement and shoulder mobility. Ideally tailored for very active crew on deck.
- **Short on chest.** Comfy feeling even when sitting (kayak, angling...). Sits perfectly on the shoulders and adapts to body shape. Ideal design for stout body-builds.
- **Easy donning and use.** Over head donning, side fastening and adjustment. Perfect finish and great looks, opening of outer shell only when required. Provides a better protection of the air chamber and avoids outer shell untimely opening. Easy to fold and re-pack when checking or servicing.



66961



66953



66946




Harness with textile loop, ideally centered. Heavy duty hi-tech fibre with retro-reflective insert. (shown here with tether, to be ordered separately).

EVO	EVO no harness (EN ISO 12402-3)		
	BLACK	ORANGE	TURQUOISE
Manual	66945	66943	66946
Automatic Pro Sensor	66955	66953	66957
Hydrostatic Hammar	66967	66965	66969
EVO	EVO with harness (EN ISO 12403-3 / 12401)		
	BLACK	ORANGE	TURQUOISE
Manual	66950	66948	66952
Automatic Pro Sensor	66961	66959	66963
Hydrostatic Hammar	66973	66971	66975

Easyfit lifejacket

Discover the new feeling to simply forget you are wearing a lifejacket. Easyfit is another Plastimo innovation : our technicians really thought out of the box to develop a jacket that is unique in its look and also unprecedented in comfort and lightweight. Do try it on : its ergonomic slip-over design will impress you.



Comfort & ergonomomy

- Short on chest for added comfort when sitting. Slip-over design **fits all body shapes and sizes**. Equally comfortable for male and female wearers. Provides total agility and freedom of movement, weight-free on the neck.
- **Lightweight** : Easyfit is **30 % lighter** than most equivalent lifejackets.
- **Balanced construction** : gas bottle, oral inflation tube and whistle are positioned at the centre of the jacket (+ location for optional flashlight and distress beacon) : the weight is centered.
- **CO₂ bottle is horizontal** below the sternum, more comfortable than vertical along your chest curves.
- Ideal on a sailing jacket : **no extra thickness in the neck**, that would add to the thickness of the hood folded in the collar.
- Stylish design : tailored with modern lines in harmonizing grey and white shades.

Easy to operate

- Easy to don and belt-adjust. The jacket just fits naturally on your shoulder curves.
- Easy to keep-up : rinsing, drying and folding are much easier.
- Space saving : jacket stores flat, very practical in lockers or when stowed at home for wintering.

As with all lifejackets, Plastimo recommends to check regularly for potential wear and tear signs and to check the firing system at regular intervals.

EASYFIT no harness (EN 12402-3)	
Manual, no crutchstrap	66008
Automatic, no crutchstrap	66010
EASYFIT with harness (EN 12402-3/12401)	
Manual, with crutchstrap	66009
Automatic, with crutchstrap	66011



EASYFIT 165 N

Performance & recommended use

Rated 150 N, actual buoyancy 165 N. Turns wearer in upright position.
Sail or power cruising, day outings, (Not suitable for intensive professional use).

Non-inflated lifejacket

- Outer side in abrasion resistant certified material. Velcro closure.
- Large flap over shoulder blades becomes a cushion to support the head when inflated.
- Waistbelt : polypropylene buckle + 40 mm wide polyester strap (fits waistline 60 to 130 cm). Two 40 mm straps in the back help keep the lifejacket properly positioned when inflated.

Inflated lifejacket

- Yellow polyurethane, 33 g CO₂ gas inflation bottle.
- Visibility : strap to secure flashlight (optional) + 300 cm² retro-reflective tapes.
- Oral inflation tube, whistle.

Options & Spares



	EVO 165	EASYFIT
Manual flashlight	2263075	2263075
Automatic flashlight	2263071	2263071
Safety knife	65475	65475
Sprayhood	64950	-
Molle® pouch	65575	65575
Spares		
Manual re-arm pack	40199	40199
Automatic re-arm pack	-	40200 (water-dissolving capsule alone : 40255)
Automatic Pro-Sensor re-arm pack	65769 (water-dissolving capsule alone : 64496)	-
Automatic Hammar hydrostatic re-arm pack	58461 (Hammar firing head alone : 61671)	-
Crutch strap	-	50524

Pilot 275 lifejacket

Designed for recreational navigation and professional or industrial applications : delivers the performance required in intensive sailing or difficult conditions.

Equally suitable for stout body build or wearers with heavy protection gear.



Automatic 65070

Hydrostatic Hammar, 62138 with crutchstrap



Crutchstrap included as original feature



Y-shaped 25 mm polypropylene straps hold the lifejacket flat on the back and prevent air trapped in the jacket. Also contribute to a better weight distribution on the shoulders.

• Optimum safety

Y-shaped back strap, crutchstrap included as original feature. Strap on air chamber to attach extra safety add-ons.

• Heavy duty

Very resistant PVC coated outer shell.

• Flat and body-hugging for extra comfort

Folded flat with optimised compactness ratio to avoid stiffness. Round ergonomic collar.

Backstrap reduces weight on the neck and holds the jacket perfectly in place.

• Designed for waistline 60-170 cm.

Options & Spares



• **Sprayhood 64950**
ISO 12402-8 compliant.



• **Automatic flashlight 2263071**



• **Safety knife 65475**



• **Molle® stowage pouch 65575**

Spares

Re-arming kits :

- **For automatic system : 50375** (Water dissolving capsule alone : 40255)
- **For Hammar system : 61634** (Hammar firing head alone : 61671)



• **Crutch strap : 50524**

	PILOT 275 no harness (EN ISO 12402-2)	
	BLACK	RED
Automatic	66939	65069
Hydrostatic Hammar	66940	66941

	PILOT 275 with harness (EN ISO 12402-2 / 12401)	
	BLACK	RED
Automatic	62134	65070
Hydrostatic Hammar	62138	65072

Pilot 290 lifejacket

A very technical jacket with optimum features, combined with superior 290 N buoyancy.

Designed for professional and industrial applications, the Pilot 190 is ideal for wearers with heavy protection gear. It is equally suitable for recreational boating, in particular for stout body-built boaters or crew navigating in difficult sea conditions.



Pilot 290 Ocean

• Optimum safety

290 N buoyancy for even more efficient self-righting and higher freeboard. Recommended for seaworkers and professionals wearing heavy protection gear. Double crutchstrap as standard original feature.

• Premium materials and design

PVC coated heavy duty outer shell with excellent flexibility ratio. Outer shell with YKK QBZ® zip closure : provides better protection of the air chamber and prevents outer shell untimely opening. Zip with two quickburst points for quicker deployment.

• Comfortable

Folded flat for comfort and with the best compactness ratio to avoid stiffness. Round ergonomic collar. Backstrap reduces weight on the neck and holds the jacket perfectly in place. Easy adjustment with side quick-fix stainless steel buckle. Designed for waistline 60-175 cm.



In addition to its original equipment (harness, crutchstrap...), Pilot 290 is a **modular lifejacket** which you can upgrade with add-ons to meet your needs.

- **Zippered pocket** for PLB or any equipment that requires protection.
- **Molle®* system straps** : 3 straps sewn on the outer shell, to secure pouch ref. 65575 or any accessory with some attachment system.

(*Molle : Modular Lightweight Load-carrying Equipment).

Model	Ref.	Inflation	Sprayhood	Harness	Double crutchstrap	Flashlight
Pilot 290	65577	Automatic	Optional, ref. 64950	✓	✓	Optional
Pilot 290	65579	Hydrostatic Hammar	Optional, ref. 64950	✓	✓	Optional
Pilot 290 Ocean	65580	Automatic	✓ Integrated as standard feature	✓	✓	✓

Options & Spares

- **Molle® pouch 65575**
Vertical, 17 x 10 cm (H x W)



- **Safety knife 65475**



- **Automatic flashlight 2263071**



Re-arming kits :

- **For automatic system : 50375**
(Water dissolving capsule alone : 40255)
- **For Hammar system : 66435**
(Hammar firing head alone : 66436)

- **Sprayhood 64950**
12402-8 compliant

- **Spare double crutch strap : 65997**

On Hammar models : a mesh patch built into the inner side of shell accelerates the water entry to trigger the firing head quicker.



Pilot Pro 180 lifejacket

The Pilot Pro 180 lifejacket features and performance stand on the edge between recreational and professional activities requirements.

It delivers 180 N buoyancy in a heavy duty washable outer shell that provides protection against wear and soil, a most welcome feature in fishing or industrial working environment.



Reinforced safety

- 180 N buoyancy for even more efficient self-righting and higher freeboard, especially when wearing heavy gear.
- Outer shell with zip closure: provides better protection of the air chamber and prevents outer shell untimely opening.
- High visibility.
- On Hammar models, a mesh patch built into the inner side of shell accelerates the water entry to trigger the firing head quicker.

Heavy duty & washable

- Plain outer shell with no mesh or pocket that could potential get caught.
- PVC fabric coated on both sides.
- Reinforced anti-UV and anti-mold treatments.
- **Fire performance : BS 7837- B1 compliant.**

Comfortable & bobby-hugging & flat

- Flat design: non-compressed lifejacket, more flexible.
- Rounded comfortable collar.
- Back strap to reduce the weight of the lifejacket on the neck. Improved comfort and better body fit.
- Large waist strap : fits waistline 60 to 175 cm.



65318



65321



65321
Shown with optional PLB and flashlight

Options & spares

- **Sprayhood : 64950**
- **Flash light : 2263071**
- **Crutchstrap : 50524**
- **Safety knife : 65475**
- **Molle® stowage pouch : 65575**

Spares

- **Re-arming kit for automatic system : 64114**
(Water dissolving capsule alone : 40255)
- **Re-arming kit for Hammar system : 64116**
(Firing head alone : 61671)

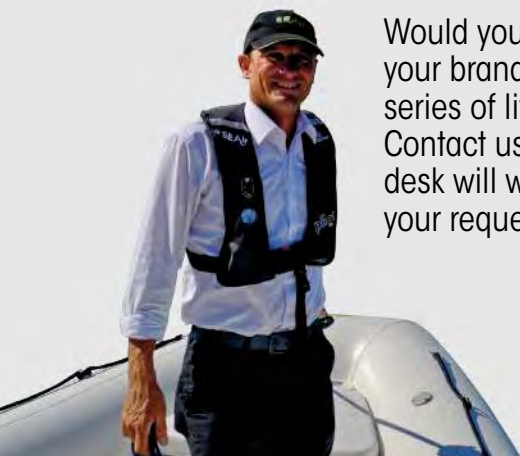


PILOT PRO 180 no harness (EN ISO 12402-3)		
	YELLOW	Crutchstrap
Automatic	65318	Option ref. 50524
Hydrostatic Hammar	65319	



PILOT PRO with harness (EN ISO 12403-3 / 12401)		
	YELLOW	Crutchstrap
Automatic	65320	✓ Included
Hydrostatic Hammar	65321	

Customized lifejackets



Would you like to have your brand logo on a series of lifejackets ? Contact us, our sales desk will welcome your request.



SEAir, creator of the first foiling RIB called Flying RIB®.

Angling / fishing lifejackets



© B. Leglatin



Pilot Fishing lifejackets

Designed for fishing enthusiasts and also for shellfish and fishfarming professionals, who require a lightweight safety equipment, non obstrusive and comfortable to wear.



PILOT FISHING	
Features	<ul style="list-style-type: none"> • 150 N rated buoyancy, 165 N actual buoyancy. • Green outer cover, very easy to keep up and clean.
Recommended use	Fishing : sea, lake or river, whether on foot or in a boat. Shellfish and fish farming activities.
Inflation	<ul style="list-style-type: none"> • Automatic or hydrostatic. • On hydrostatic model, a mesh patch built into the outer shell accelerates the water entry to trigger the firing head quicker.
Air chamber	Totally independent air chamber.
Visibility when inflated	Yellow chamber, 300 cm ² retro-reflecting tapes.
Webbing straps	<ul style="list-style-type: none"> • Back strap : 25 mm polypropylene webbing for improved comfort and body fit. • Waist strap : 40 mm adjustable polypropylene webbing.

PILOT FISHING	
Automatic	63760
Hydrostatic (Hammar)	63761

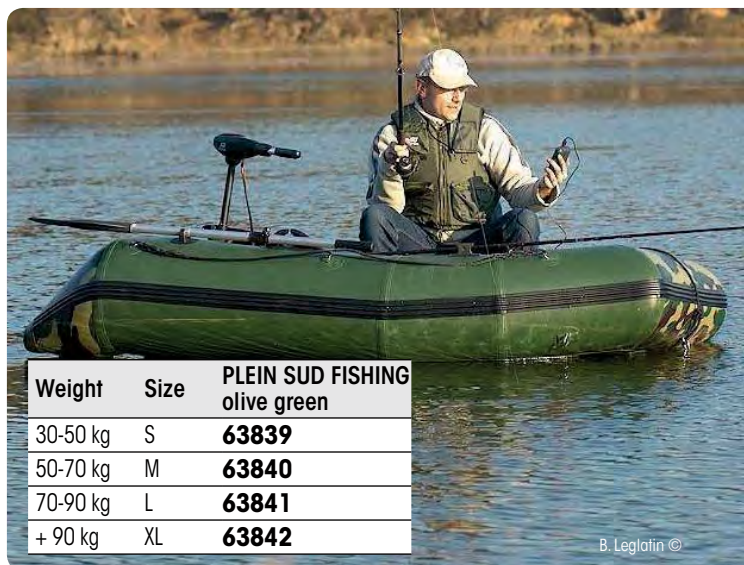
Options

- Crutch strap, ref. **50524**.
- Emergency light, ref. **62058**.

Plein Sud fishing vest

Designed to help safety-conscious anglers and fishing addicts get their tackle organised :

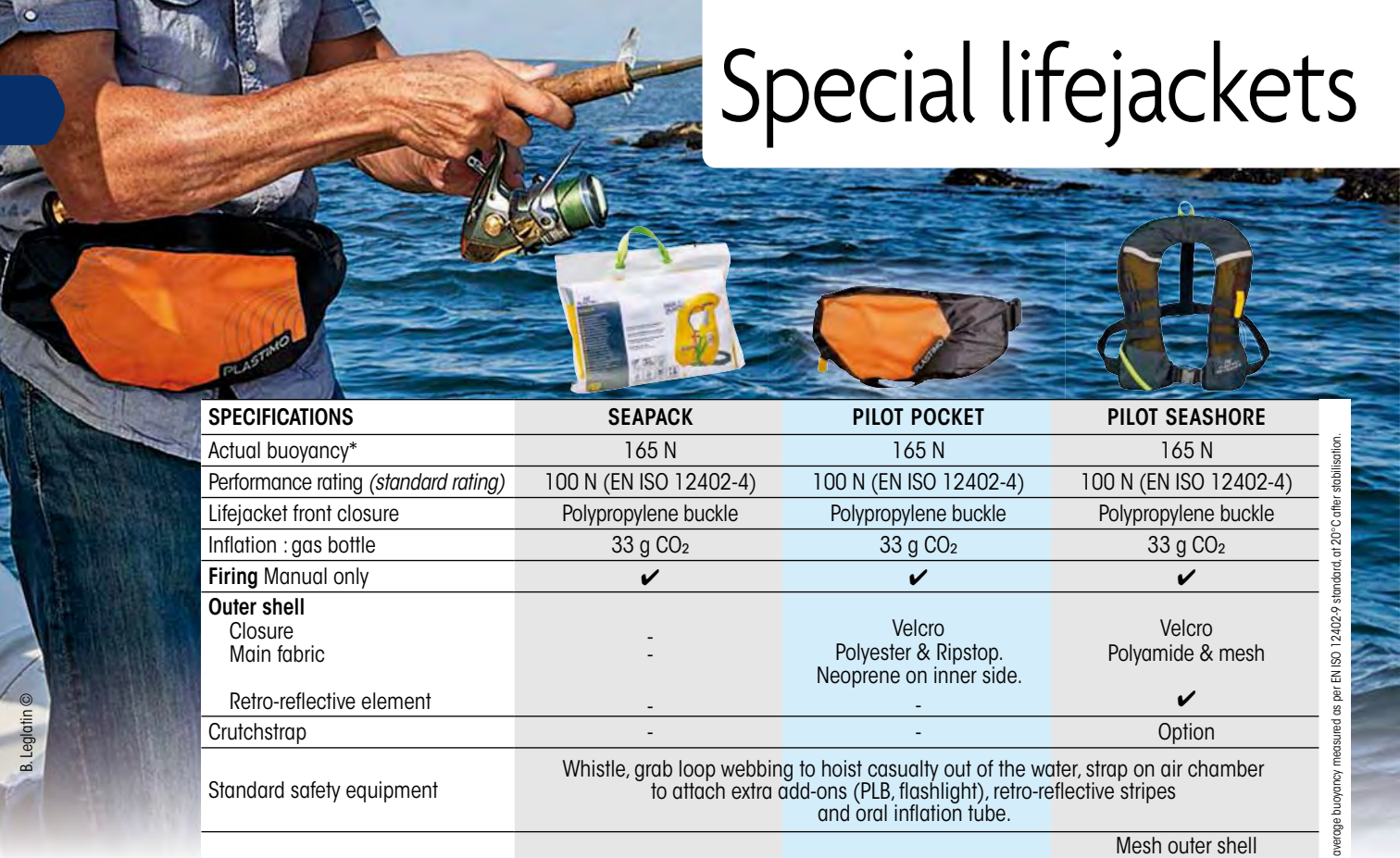
- 50 Newton buoyancy : one-piece polyethylene floats on chest and back.
- Durable 100 % polyester outer shell.
- Zip fastening and drawstring tightening at hem.
- Elasticated arm holes.
- 6 pockets of different sizes, lure-padding and 2 buckles.
- Loop in the neck to hang the vest.



Weight	Size	PLEIN SUD FISHING olive green
30-50 kg	S	63839
50-70 kg	M	63840
70-90 kg	L	63841
+ 90 kg	XL	63842

B. Leglatin ©

Special lifejackets



SPECIFICATIONS	SEAPACK	PILOT POCKET	PILOT SEASHORE
Actual buoyancy*	165 N	165 N	165 N
Performance rating (<i>standard rating</i>)	100 N (EN ISO 12402-4)	100 N (EN ISO 12402-4)	100 N (EN ISO 12402-4)
Lifejacket front closure	Polypropylene buckle	Polypropylene buckle	Polypropylene buckle
Inflation : gas bottle	33 g CO ₂	33 g CO ₂	33 g CO ₂
Firing Manual only	✓	✓	✓
Outer shell			
Closure	-	Velcro	Velcro
Main fabric	-	Polyester & Ripstop. Neoprene on inner side.	Polyamide & mesh
Retro-reflective element	-	-	✓
Crutchstrap	-	-	Option
Standard safety equipment	Whistle, grab loop webbing to hoist casualty out of the water, strap on air chamber to attach extra add-ons (PLB, flashlight), retro-reflective stripes and oral inflation tube.		
Specific features	Most compact. Air chamber protected by watertight pouch.	Bum bag around your waist. Very compact. Zipped pocket + multi-stowage pouch.	Mesh outer shell for water drainage and drying. Ergonomic firing handle, fluo for visibility. Whistle easily accessible.
Waistline	60-130 cm	60-130 cm	60-130 cm
Lifejacket weight	515 g	615 g (pouch : 70 g)	685 g
Recommended applications	Emergency situation (abandon ship). Ideal in a grab bag.	Seashore activities : stand-up paddle, canoe-kayak, river angling, shuttling with tender.	Water striding, seashore fishing or angling.

*Actual average buoyancy measured as per EN ISO 12402-4 standard, at 20°C after stabilisation.

Seapack lifejacket



Inflatable air chamber is protected in a vacuum sealed pouch, with quick tear opening.

Accessories

- **Spare protection pouch : 65954**
Pouch originally comes vacuum-sealed out of our factory. Easy to re-pack your Seapack once it has been blown open, by using this spare protection pouch after replacing gas bottle.
- **Re-arming kit : 40199**
Manual, 33 g CO₂.

Seapack : 65731

Manual inflation.

Ideal in an emergency situation or as a spare / extra equipment in a grab bag. Seapack does however not replace a lifejacket that Plastimo recommends you to wear as a regular outfit when sailing.



Designed for an emergency situation such as abandonship conditions.

Most compact : ideal format for a grab bag.

Can also be used on passenger vessels*.

*check regulation per type of vessel and transport.

SEAPACK 165 N

Performance & recommended use

Rated 100 N, actual buoyancy 165 N.
Manual firing only. Turns wearer in upright position.
Coastal navigation.

Air chamber

- Yellow polyurethane, 33 g CO₂ gas inflation bottle.
- Strap to secure a flashlight.
- Oral inflation tube, whistle, 100 cm² retro-reflective tapes.
- Features superior to standard requirements : buoyancy upgraded to 165 N and grab handle.
- Waistbelt : polypropylene buckle + 40 mm polyester strap (fits waistline 60 to 130 cm).

Vacuum pouch

- Unmatched compactness, ideal in a grab bag.
- Vacuum sealed for extended life.
- Dimensions : 310 x 220 x 45 mm.
- Weight (including jacket) : 610 g.

Pilot Pocket lifejacket



Pilot Pocket lifejacket

65850

165 N buoyancy ready for use, while you don't even feel like you are wearing a lifejacket : our famous Pilot 165 air chamber, integrated in a bum bag worn around the waist. Ideal for boardsports : stand-up paddle, canoe-kayak, water ski, wakeboard... Equally suitable for coastal navigation, tender shuttles or fresh water fishing and angling.

High performance

Rated 100 N category with 165 N actual buoyancy. Keeps head and airways above water and turns wearer in the upright position. With 165 N actual buoyancy and the addition of a grab handle, performance features are superior to the standard requirements.

Comfortable

- Lightweight and compact, leaves the wearer's upper body totally free.
- Ergonomic shape to really hug the wearer's body.
- Neoprene on inner side for added softness and comfort : feels smooth and comfy when worn next to the skin.

Easy to operate

- **Manual firing** : jacket will not inflate if it is heavily splashed (waves) or dropped repeatedly in the water when wearer is in learning mode.
- In case of emergency, pull the handle to unfold the air chamber and then slip over your head and pull the cord to inflate.
- Can also be inflated directly (without pulling it out of bum bag first) and then pulled over your head once inflated.

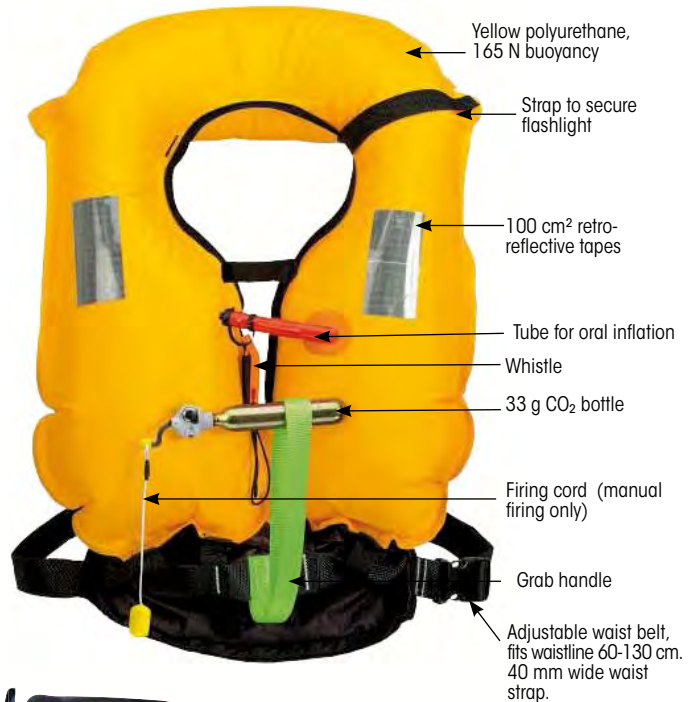
Practical and roomy

- Flat zipped pocket on the front to stash your essentials (keys etc. ...).
- Removable triangular pouch for additional stowage space.

PILOT POCKET 165 N	
Performance features	Rated 100 N, actual buoyancy 165 N. Manual firing only.
Bum bag	Dimensions : approx. 330 x 130 x 70 mm. Weight : 600 g (incl. lifejacket). Soft and resistant materials : polyester, Ripstop and neoprene. Adjustable belt strap, 40 mm wide : fits waistline 60 to 130 cm. Front zipped pocket : 100 x 220 x 30 mm. Opens on 15 cm.
Stowage pouch	Dimensions : 25 x 18 cm. Weight : 70 g. For Ø 8 cm drinking bottle (0.5 L approx.) Polyester, Ripstop, mesh and neoprene materials.



B. Legrain ©



Removable pouch

Slides along the belt, Velcro flap closure, D ring inside. Designed for small accessories (water, sunscreen...) for long outings, training sessions or sea treks.

Mesh pouch, 45° oriented for easy access : ideal for sunglasses, VHF, Ø 8 cm drinking bottle etc.



Seashore lifejacket



Designed for water striding, seashore fishing or angling or any activity done immersed in the water. Features the air chamber of our Pilot 165 best-seller, integrated in an outer shell specifically tailored for an in-water activity that requires great agility.



Seashore lifejacket

- **Black** : 65765
- **Red** : 65883

Performance & recommended use

Rated 100 N, **165 N actual buoyancy**.

Provides support all around the head, self-righting capacity.

Designed to be used immersed, ideal for :

- Water striding (shoreline hiking),
- Beach fishing and cockle-picking, wading, surfcasting or flyfishing in river streams or strong current.
- Professional staff in coastal fisheries, oyster farms etc. . .

Comfortable

- Short on chest with cutaway sides, rounded neck.
- Lightweight and ergonomic for a greater agility in the water.
- Adjustable belt fits waistline 60 to 130 cm.

Easy to operate

- **Manual firing** : designed to inflate only if the wearer activates the firing handle intentionally (or a person nearby who would see the wearer in a potentially dangerous situation).
- In case of emergency, just pull the green firing handle that will cause the air chamber to inflate and deploy.



Seashore lifejacket designed in cooperation with French National School of Nautical Sports (ENVSN) and the water striding club of Larmor-Plage.

PILOT SEASHORE 165 N	
Performance features	Rated 100 N, actual buoyancy 165 N Manual firing only.
Outer shell	<ul style="list-style-type: none"> • Mesh textile material on the front to allow water drainage. Also facilitates fresh water rinsing and air drying. • Fluo green firing handle : easy to spot in order to make deployment instantaneous if necessary. Can be pulled by wearer or person nearby. • Fluo green loop in the neck to piggyback a person in a difficult condition. • 3 straps on both sides to secure safety or fishing equipment (safety knife, torch, extra pouch...). • Waistbelt : polypropylene buckle + 40 mm adjustable polyester strap (fits waistline 60 to 130 cm). 40 mm strap in the back helps keeping the lifejacket properly positioned when inflated. • Visibility : 2 reflective piping. Whistle on outer shell, accessible at all times even if lifejacket is not inflated.
Air chamber	<ul style="list-style-type: none"> • Yellow polyurethane, 165 N buoyancy (33 g CO₂ bottle). • Visibility : strap to secure a flashlight + 100 cm² retro-reflective tapes. • Tube for oral inflation.

Options & Accessories

- **Molle® pouch 65575**
Vertical, 17 x 10 cm (H x W).



- **Lifeline bundle 65767**
Mesh bag contains 20 m lifeline. Designed to be attached on the instructor's back when water striding in a row.



Profesional lifejackets

J.M. Liot ©



SPECIFICATIONS	AUSTRAL SOLAS	SOLAS 275	SOLAS 150 fire-proof
Actual buoyancy *	180 N	275 N	150 N
Performance rating (<i>standard rating</i>)	150	275	150
Integrated safety harness (EN ISO12401)		-	-
Inflation : gas bottle	2 x 33 g	2 x 33 g	2 x 60 g
Firing manual automatic, water dissolving capsule			
Reflective stripes	400 cm ²	400 cm ²	400 cm ²
Outer shell Main fabric	Heavy duty polyamide, 1 or 2-side coated.	Nylon	Panotex® fire-pooof fabric
Retro-reflective element		-	-
Closing	Double QBZ® zip	Velcro	Velcro
Crutchstrap	double	single	single
Sprayhood (EN ISO 12402-8)	Option 64950 or integrated, depending on model	Option : 39819	Option : 39819
Standard safety equipment included	Flashlight, whistle, grab loop, oral inflation tube, retro-reflective stripes.		
Specific features	Asymetric double air chamber. Quick-fix buckle at waist belt. Safety line Washable HR model	-	-
Belt / waistline	55 - 175 cm	55 - 140 cm	55 - 140 cm
Lifejacket weight	1.580 kg (model 64290) 1.665 kg (model 65336)	1,880 kg	1,530 kg
Recommended applications :	Professional use	Professional use	Professional use

*actual average buoyancy, measured as per EN ISO 12402-9 standard, at 20°C after initial stabilisation.

Austral 180 lifejacket

Professional applications : merchant and fishing vessels, oil windmill platforms, industry applications...



All SOLAS certified lifejackets feature a **twin bladder air chamber** to deliver the highest safety level required in professional extremely demanding conditions of use.

- 2 inflation systems
- 2 overpressure valves,
- 2 oral inflation tubes.



Austral 180 lifejacket provides high performance to allow professional seafarers to operate in perfectly safe conditions.

- **High performance**
Specifically tailored neck cushion and asymmetric air chamber to provide the required free-board and quicker self-righting even in rough seas and wearing heavy professional gear.
- **Premium materials and design**
HR durable and flexible fabric.
Outer shell with YKK QBZ® zip closure: provides better protection of the air chamber and prevents outer shell untimely opening. Zip with two quick burst points for a quicker deployment.

Fully equipped lifejacket : integrated harness, double crutchstrap, pocket with safety line on waist strap, flashlight, straps for additional safety accessories...






Large waistbelt, fits waistlines 55 to 175 cm. Easy adjustment with quick-fix side stainless steel buckle.

Austral 180 HR version comes with a heavy duty outer shell, PVC coated on both sides : easy care, washable. Perfect to protect the lifejacket from wear and soil. Integrated sprayhood as a standard feature on model 65336.



AUSTRAL 180 standard					
Inflation	Red	Sprayhood	Harness	Double crutchstrap	Flash light
Automatic	64290	Option ref. 64950	✓	✓	✓
AUSTRAL 180 HR (2-side PVC coating, oilskin aspect)					
Inflation	Orange	Sprayhood	Harness	Double crutchstrap	Flash light
Automatic	64291	Option ref. 64950	✓	✓	✓
Automatic	65336	✓	✓	✓	✓

Options & spares


- **Flashlight 2263071** 
- **Molle® stowage pouch 65575** 
- **Safety knife 65475** 
- **Sprayhood 64950**
ISO 12402-8 
- **Double crutchstrap 65997** 
- **Re-arming kit for automatic system 2 x 40200**
(Water dissolving capsule alone : 40255 x 2)

Complete list of re-arming kits and firing heads on www.plastimo.com


Specifically tailored neck cushion and asymmetric air chamber, to provide the required free-board and quicker self-righting even in rough seas and wearing heavy professional gear.



Professional or industrial use :
commercial or fishing vessels,
windfarms and oil-rigging
platforms...



Courtesy of WPD Offshore



59415



59416

Also available with Hammar hydrostatic
inflation system, on special request.

SOLAS inflatable lifejackets

- Dual chamber.
- 2 automatic firing heads with 2 x CO₂ gas cylinders (2 x 33 g for 150 N jacket ; 2 x 60 g for 275 N jacket).
- 2 tubes for oral inflation.
- Crutch strap.
- 55 - 140 cm waistline.
- Whistle.
- Automatically activated light (lithium battery).
- Grab handle.
- Safety line.

	SOLAS lifejackets	Ref.
150 N	Fire-proof cover	59415
275 N	Red nylon cover	59416

Options & Accessories



• Sprayhood
39819




• Spare LED flashlight
60908



• Waist belt extender
61136
Up to 175 cm waist size

• Re-arm pack
for 150 N : 40200 x 2*
for 275 N : 50375 x 2*
*order 2 kits per lifejacket

Defence & special forces lifejackets



Yvan Zedda ©

Special thanks to Ufas boat builder.

Capitalizing on almost 60 years experience in safety for recreational and professional marine activities, our R & D and prototype design bureau in Lorient-France put their technical expertise at your disposal, to study and develop with every army corps or intervention unit the specific products required for their mission.

Working within very stringent specifications, developing with you the technical solution that will enable you to operate in the best conditions, submitting products to specific homologations... such process are the daily routine of our technical teams.

Do not hesitate to submit your specifications to us : safety is definitely a concept that we share.



SOLAS lifejackets

- **BG-FM-12 SOLAS, black : 67052**
- **BG-FM-15 SOLAS, navy blue : 67053**
Lifejacket comes with carry bag.



BG-FM-12 / BG-FM-15	
Buoyancy	150 N buoyancy approved as ISO 12402-3 compliant as per 12402-9 test procedure. 180 N actual buoyancy.
Inflation system	Automatic. Can also be inflated manually.
Outer shell	YKK QBZ® zip (designed and certified for use on lifejackets). 2 quickburst points to ensure a quicker deployment. PVC-coated 600 denier polyester with fireproof treatment : <ul style="list-style-type: none"> • Black for BG-FM-12 • Blue for BG-FM-15, colour equivalent to AFNOR A518 NORMDEF 0001 Adjustable waist belt with quick-release buckle. Neoprene collar on BG-FM-15.
Air chamber	Twin air chamber for optimal safety. Asymmetrical air chamber with articulated neck to optimise freeboard and facilitate self-righting, with efficient head support. Straps featuring pre-installed equipment (flashlight, whistle, signalling mirror). Retro-reflective tapes.
Other features	Grab loop, safety line.
Weight	BG-FM-12 : 1.520 kg / BG-FM-15 : 1.590 kg.
Re-arming kit	2 x 40200 (2 x 40255 water dissolving capsule).



67051



67049



67054

CE ISO 12402 & UE 2016/425 lifejackets

Model	BG-FM-11	BG-FT-09	BG-FT-10	BG-FM-16
Reference	67051	67049	67050	67054
Performance standard / Complies with	150 N ISO 12402-3 - UE 2016/425			275 N ISO 12402-2 - UE 2016/425
Actual buoyancy	150 N			290 N
Inflation system	Manual	Manual	Automatic & manual	Automatic & Manual
Harness	-	-	-	✓
Outer shell	Navy blue polyester, PVC coated.	Green polyester, green PVC coated.	Green polyester with 2-side PVC coating.	420 denier polyester, PVC coated. Blue colour (equivalent to A518 AFNOR NORMDEF 0001). Removable pouch for VHF with Molle® attachment system. Elastic band to hold lightstick (included). Waist adjustment with quick-release buckle.
Air chamber	✓	✓	✓	✓
Accessory attachments	-	Concealable	Concealable	✓
Retro-reflective stripes	-	-	-	✓
Equipment	-	-	-	Flashlight, whistle, signalling mirror, grab loop
Weight	700 g	770 g	810 g	1390 g (+ 440 g avec la longe)
Re-arming kit	40199	40199	40200 (40255 water dissolving capsule alone)	50375 (40255 water dissolving capsule alone)
Options	-	Flashlight	-	Crutchstrap 65997
Package includes	-	Carry bag	-	Elastic tether with 2 hooks Carry bag



Tactic inflatable lifejacket

Gilet BG-FM-17 : **67055**

Lifejacket comes with carry bag.

Best-in-class for safety and technical features : Hammar hydrostatic inflation system with manual ergonomic handle. Inflation can be neutralised.

Compatible with a bullet-proof lifejacket (Molle® system and buckles).

In specific circumstances (air-sea transfer, trooping in rivers and ponds...), **the automatic inflation system can be neutralised**, to be operational only in manual mode (**Plastimo patent**).



Other models available : BG-FM-17 with no neutral position inflation system, BG-FM-18 with black air chamber and concealable retro-reflective stripes.

BG-FM-17

Neoprene collar for increased comfort on neck. Anthracite grey fabric (AFNOR 3600) with PVC coating and fireproof treatment. YKK QBZ® zip closure. Adjustable waist belt and back strap. Removable pouch for VHF, with Molle® attachment system. Zipped pocket to access the flashlight and inflation neutralisation device.

Valve to deflate the lifejacket in just seconds. Grab loop, retro-reflective stripes (concealable on BG-FM-18). Strap and pocket for pre-mounted accessories : whistle, signalling mirror, multifunction light (manual or auto, white light, infra-red...).

Outer shell



Air chamber

Weight 1.330 kg

Re-arming kit 5 x Hammar re-arming kits ref. 66446 (Inflation head alone 66447)



SOLAS lifejacket

The ship owner has the obligation to make sure that the safety equipment on board complies with the regulation of the country in which the boat is registered.



Lifejacket designed for use on board fishing and commercial boats, recreational or passenger vessels above 25 metres.

Complies with directive MED 96/98/EC related to marine equipment.



Baby



Child



Adult

- Certified in 150 N category.
- Buoyancy provided by polyethylene foam.
- SOLAS retro-reflective tapes on collar, chest and sides : 315 cm² on Baby and Child models, 400 cm² on Adult model, i.e. 1/3 above the 300 cm² regulation requirement.
- ISO 12402-8 whistle.
- Floating safety line with hook neatly folded in bespoke pocket.
- Grab loop in polypropylene webbing.
- Waist fastening with composite plastic buckle and toggle below chin for good body fit.

Size – Weight	Model	Ref.	Real buoyancy
Baby < 15 kg	With flashlight	66902	78 N
	No flashlight	66325**	
Child 15-43 kg	With flashlight	66903	97 N
	No flashlight	66326**	
Adult* > 43 kg	With flashlight	66904	170 N
	No flashlight	66327**	

*Adult model designed for body weight 43 to approx. 150 kg, with waistline 175 cm max.

****Flashlight is mandatory** : do not forget to order it. See our choice of flashlights on page 35.



Storage on board

Space-saving storage : lifejackets just stack naturally or line up vertically with no loss of space.

Model	Dimensions A x B x C	Volume	Weight Without / With flashlight
Baby < 15 kg	340 x 250 x 100 mm	9.10 dm ³	380 / 430 g
Child 15-43 kg	430 x 250 x 100 mm	11.44 dm ³	470 / 520 g
Adult > 43 kg	590 x 310 x 100 mm	19.80 dm ³	680 / 734 g

Typhoon Navy lifejacket



NF EN ISO 12402-3 / A1 2010



Designed for intensive professional use. Customise your lifejacket to suit your specific activity or mission : MOLLE® type attachment webbing upgrades lifejacket into a modular equipment with pouches for various size and shape accessories.



Illustrated with optional pouches



All our lifejackets can be customised to meet your requirements. Please contact our sales office for any specific request.

MADE BY PLASTIMO

- 150 N buoyancy from polyethylene foam.
- 600 D polyester outer shell for high grade wear and tear resistance.
- Closing and body fit : zip, adjustable waist belt with buckle, tightening string at hem. Double crutch strap.
- Comfort : ergonomic 3-section head support collar.
- Visibility : 300 cm² retro-reflecting stripes.
- Grab loop.

Weight	Size	With flashlight	No flashlight
30-50 kg	S	65216	63557
50-70 kg	M	65217	63558
70-90 kg	L	65218	63559
+ 90 kg	XL	65219	63560



Molle®* system is a pouch attachment grid of webbing sewn onto the lifejacket.

- 2 rows of Molle® webbing on size S
- 4 rows of Molle® webbing on sizes M, L and XL.

*Modular Lightweight Load-carrying Equipment

Extra add-on accessories available on request : signalling mirror, 2 fastening lines, dye marker sachet, lightsticks...



Options & Accessories

Pouches :

- Small : **63565**
10 x 10 cm
- Medium, vertical : **63566**
10 x 19 cm
- Medium, horizontal : **63567**
17 x 10 cm
- Large : **63568**
17 x 19 cm



Automatic flashlight :

- 56 x 38 x 27 mm (L x W x H)
- Activated by direct contact in water : **60833**
 - Activated by wire contact in water : **60908**

Accessories for lifejackets

**MADE BY
PLASTIMO**



Sprayhood shown on EVO lifejacket.

ISO
12402-8

Sprayhood 64950

Sprayhood provides added protection against waves and enhances visibility in survival conditions.

- Y shape leaves unobstructed the safety instruments which require a clear emission scope (PLB, flashlight...) or enhance visibility (reflective tapes).
- Optimum visibility : bright fluo colour combined with retro-reflecting tapes on head and bust.

Easy to mount on your Plastimo lifejacket for added protection and visibility in survival conditions.

Approved to be used in conjunction with lifejacket models :

Pilot 165, EVO 165, SL180, Pilot Pro 180, Pilot 275, Pilot 290, Pilot Race, Austral SOLAS.



Sprayhood shown on Pilot 290 lifejacket.



Crutch straps

Strongly recommended: prevents the lifejacket from riding up when in the water, thus making swimming easier. 25 mm wide polyester webbing, with plastic buckle.



Jack A1 automatic flashlight 65558

LED flashlight, manual and automatic activated.

- Alkaline battery (5-year storage time) : no transport restrictions.
- Light output : 4.5 candela minimum, 51 flash/minute.
- Easy to test.
- Light run time : 8 hours minimum.
- Bracket to mount on webbing strap.
- Weight 67 g.
- Dimensions : H 16 x L 85 x larg. 42 mm (H 25 mm including dome).



Designation	Ref.	For lifejackets
Single crutch strap	50524	Pilot 165 Easyfit Seashore Fishing Pilot 165 Pilot Pro 180 Pilot 275
Double crutch strap	65997	SL180 Pilot 290 Austral



Safety knife 65475

Stainless steel blade, sharp cutting inside, round outside for safe stowing.
Highly visible plastic non-slip handle, ergonomic for perfect grip in an emergency.
Length : 13.5 cm.
Weight : 56 g.
Supplied with durable casing that can be attached to belt or lifejacket.

Signalling




W3 compact flashlight

Ultra-luminous lifejacket flashing LED light. The light activates automatically when in water and can be turned off manually. Fits all types of lifejackets.



- Type of battery : Lithium (5-year run time).
- Flash frequency : 55 per minute.
- Light output : 0.75 candela.
- Light run time : 8 hours.
- Weight : 35 g (fixing clip included).
- Dimensions : L 55.9 x W 37.8 x H 26.9 mm.

Ref.	Description
A 60833	W3 flashlight with fixing clip.
B 62058	W3 flashlight with loop for attachment to oral inflation tube of inflatable jacket.
C 61941	W3 flashlight with mounts for universal use (inflatable lifejacket, windsurf, kitesurf...) Supplied with : Velcro band and attachment plate ; loop for attachment to oral inflation tube of inflatable jacket ; self-adhesive Velcro.



Topomarine flashlight

Flashlight for lifejacket, jacket or suit. Reach : 2 NM. Fixing clip. SOLAS approved and MED & CCS certified.

Ref.	Description
2263072	Automatic flashlight
A* 2263071	Automatic flashlight + blister pack
2263076	Manual flashlight
B** 2263075	Manual flashlight + blister pack

*The light activates automatically when in water and can be turned off manually. Do not use for the following activities : jet ski, windsurf, kayak, kitesurfing...
** Designed for the following activities : jet ski, windsurf, kayak, kitesurfing...

- Type of battery: Alkaline (5-year run time).
- Flash frequency: 51 to 54 per minute.
- Light run time : +/- 16 hours.
- Weight: 37 g with clip.
- Dimensions : H 63 x L 25 x I 17 mm.

Flashlight 301733

4 LED flashlight, floating and waterproof up to 100 m. Ideal for boating, diving, jet ski...

- 4 bright white LED, life span of more than 5 000 hours.
- 50 to 70 flash/minute.
- Autonomy : 150 hours.
- Visibility up to 2 km.
- ABS body and polycarbonate optic.
- Weight : 190 g with batteries.
- Power supply : 3 batteries AA (not included).
- Supplied with lanyard and arm-strap.

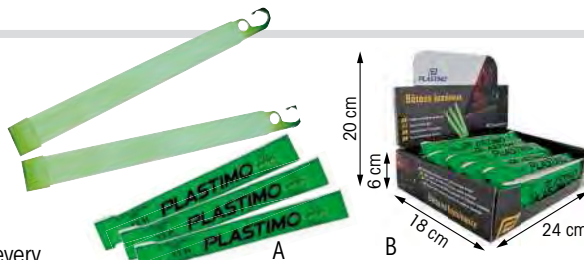


Lightsticks



Essential safety equipment, becomes indispensable for every crewmember sailing at night. **Visible at a distance of over 1 NM**, with eyelet to attach to sailing jacket or lifejacket. 100 % reliable, unbreakable, non-corrosive, watertight, floating, nontoxic. Does not produce any flames or sparkles, nonflammable, does not require any batteries and can be used in a variety of circumstances.

- Floating stick 24 x 2 cm, with attachment eyelet.
- Produces a bright light instantly.
- Minimum range 1 NM.
- Phthalate-free.



Type of stick	Ref.	Run time	Box
Green lightsticks x2	301487	12 hours	2 lightsticks
A Green lightsticks x3	65934	12 hours	3 lightsticks
Green lightsticks x10	19668	12 hours	10 lightsticks
B Display box*, with 24 green lightsticks	65933	12 hours	Box of 24 lightsticks
C 3 assorted lightsticks : blue, red, green	38847	Blue : 8 hours Red & Green : 12 hours	3 lightsticks
- 3 assorted lightsticks : white, red, green	65935	White : 8 hours Red & Green : 12 hours	3 lightsticks
D Infra-red lightstick	301715	8 hours	100 lightsticks

*Display box can be refilled with any colour lightsticks.



Signalling mirror 27177

One of the most reliable, effective signalling devices : features an aiming spot to assist you in flashing in the intended direction. Ø 86 mm.




Olympia & Trophy buoyancy aids

Coastal navigation,
river/lake activities



Les Jibets 2 Merhirs - JM Lot ©

Designed for dinghy sailing



Olympia

Weight	Size	OLYMPIA Blue/black	OLYMPIA Silver
30-50 kg	S	63688	63693
50-60 kg	M	63689	63694
60-70 kg	M	63690	63695
70-90 kg	L	63691	63696
+ 90 kg	XL	63692	63697

Trophy

Weight	Size	TROPHY Yellow/black	TROPHY Silver/black
30-50 kg	S	63684	63929
50-70 kg	M	63685	63930
70-90 kg	L	63686	63931
+ 90 kg	XL	63687	63932

	OLYMPIA	TROPHY
Buoyancy	50 Newton - polyethylene foam	50 Newton - polyethylene foam
Durability	100 % polyester outer shell.	100 % polyester outer shell.
Fastening & body fit	Adjustable waist belt with plastic buckle. Drawstring at hem and neck.	Adjustable waist belt with plastic buckle. Drawstring at hem and neck. Heavy duty zip.
Comfort	Wide elasticated armholes. Buoyancy floats : 1 block in front, 2 blocks in back.	Wide elasticated armholes. Short, non obstrusive cut for optimum ease of movement. Buoyancy floats : 2-block construction in front and back.
Other features	Loop in the neck to hang buoyancy aid.	Loop in the neck to hang buoyancy aid.

Jibe buoyancy aids


All-rounder buoyancy aid for dinghy or racing catamaran, windsurf, kitesurf and paddleboard.



J.M. Liot ©



Ref.	Weight	Chest size
65342	30-40 kg	60-78 cm
65343	40-60 kg	78-100 cm
65344	60-80 kg	100-120 cm
65345	> 80 kg	> 120 cm



Specially tailored to wear with harness.

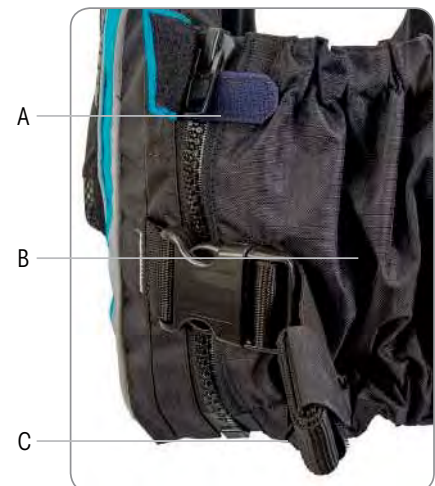
Quick draining pocket in mesh.



Buoyancy	50 Newton. PVC foam one-block buoyancy floats.
Durability	100 % polyester outer shell + heavy duty Ripstop on back and sides.
Fastening	<ul style="list-style-type: none"> • Large link lateral zipper with locking slider. • Adjustable shoulder straps. • Adjustable side with strap and plastic buckle. • Tidy stowage of waist strap with Velcro system.
Comfort	<ul style="list-style-type: none"> • Soft flexible foam for perfect body fit. • Easy side entry. • Specially tailored to wear with harness. • High on chest with wide elasticated armholes for maximum freedom of movement. • Quick draining front pocket in mesh to carry small safety accessories. • Outer shell removable for easy cleaning.
Visibility	Front, back and neckline reflecting lines.



J.M. Liot ©




- A - Locking slider.
- B - **Ripstop** fabric.
- C - Tidy stowage of waist strap with Velcro system.

Rodeo buoyancy aids



J.M. Liot ©

Ergonomic tailored and body-hugging : specifically designed for paddling activities (canoe, kayak, SUP...). Comprehensive features, multiple pockets and adjustments all contribute to safe and comfortable riding.



Hervé Cohomer ©



**MADE BY
PLASTIMO**



Buoyancy	Rated 50 Newton, actual buoyancy 70 Newton. PVC foam one-block buoyancy floats.
Durability	100 % polyester outer shell back + heavy duty Ripstop on back and sides.
Fastening	<ul style="list-style-type: none"> • Large link lateral zipper with locking slider. • Adjustable shoulder straps. • Adjustable side with strap and plastic buckle. • Tidy stowage of waist strap with Velcro system.
Comfort	<ul style="list-style-type: none"> • Soft flexible foam for perfect body fit. • Easy side entry. • Wide elasticated armholes for easy paddling and freedom of movement. • Quick draining front pocket in mesh to carry small safety accessories. • Back pocket designed for a 1 L water pouch*, max. dimensions 16 x 27 cm (W x H). • Outer shell removable for easy cleaning.
Visibility	Front and back reflecting lines.

*Water pouch not included.

The European standard requires a 50 Newton buoyancy for canoe and kayak practice, mostly carried out in sheltered water or where help is close at hand.

However, for extra safety, Plastimo has uprated its range to a 70 Newton actual buoyancy : our buoyancy aids are approved in the 50 N category, but provide 70 N actual buoyancy.

Ref.	Weight	Chest size
65301	30-40 kg	60-78 cm
65302	40-60 kg	78-100 cm
65303	60-80 kg	100-120 cm
65304	> 80 kg	> 120 cm



J.M. Liot ©



Loops to hold the drinking tube.



Quick draining pocket in mesh.



A
B
C

A - Locking slider.
B - Ripstop fabric
C - Tidy stowage of waist strap with Velcro system.

Passion buoyancy aids

Designed for jet ski, water ski and wakeboard.



Passion



Weight	Size	PASSION Blue/black	PASSION Silver/black
30 - 50 kg	S	63698	63702
50 - 70 kg	M	63699	63703
70 - 90 kg	L	63700	63704
+ 90 kg	XL	63701	63705

PASSION	
Buoyancy	70 Newton (certified in 50 N category) Polyethylene foam.
Durability	100 % polyester outer shell.
Fastening & body fit	4 fastening straps with buckles. Drawstring tightening at hem.
Comfort	Elasticated cutaway style around the arms for maximum freedom of movement.
Protection	Good stomach and chest protection.

Lifejackets & buoyancy aids



For cruising, 100 N lifejackets appear to us as the minimal "reasonable" personal safety equipment. It is only from the 100 N category onwards that a lifejacket is fitted with signalling equipment and that it has a self-righting ability (i.e. it is designed to turn most wearers face up, even unconscious). This is also the reason why children's lifejackets (wearer 30 kg max.) exist only as from the 100 N category.

Performance & features	150 N category	100 N category
	 NF EN ISO 12402-3 / A1 2010	 NF EN ISO 12402-4 / A1 2010
Self-righting capacity	✓	✓
Polyethylene foam buoyancy	✓	✓
Orange outer shell, 100 % polyester	✓	✓
Double crutchstrap, adjustable	✓	-
Grab handle	✓	-
Retro-reflecting tapes	✓ 300 cm ²	✓ 100 cm ²
Whistle	✓	✓



Lifejacket equipped with W3 compact flashlight. Ultra-luminous lifejacket LED flashlight. The light activates automatically when in water and can be turned off manually.

- Battery: Lithium.
- Light output : 0.75 candela.
- Light run time: 8 hours.
- Dim.: H 26.9 x L 55.9 x W 37.8 mm.



150 N



100 N

Typhoon

Zip closure, hem tightening drawstring and adjustable waist belt with plastic buckle. Comfort : 3-block ergonomic collar.

Weight	Size	TYPHOON 150 N		TYPHOON 100 N
		Without light	With light	Without light
30-50 kg	S	61087	61625	61091
50-70 kg	M	61088	61626	61092
70-90 kg	L	61089	61622	61093
+ 90 kg	XL	61090	61627	61094



150 N



100 N

Storm

Features a single floatation block for chest/neck/head. Fastened with round-the-waist cord.

Weight	Size	STORM 150 N		STORM 100 N	
		Without light*	With light	Without light*	With light
40-50 kg	S	58352	58355	58358	58361
50-70 kg	M	58353	58356	58359	58362
+ 70 kg	L	58354	58357	58360	58363

* With attachment loop for light.



Storm 50 N buoyancy aid

Basic buoyancy aid fastened with round-the-waist cord.

- Buoyancy provided by polyethylene foam.
- 100 % polyester outer shell.

Does not self-right and does not carry reflecting tapes.

Weight	Size	STORM 50 N
40-50 kg	S	63739
50-70 kg	M	63740
+ 70 kg	L - XL	63741



Pack of 100 N-Storm lifejackets

- Pack 4 : **60909**
- Pack 6 : **60910**

Pack of Storm lifejackets in PVC storage bag. Zip fastener and mesh for ventilation.



Bag sold empty.

Holdall bag for lifejackets

62338

Holdall bag in PVC coated polyester with rigid reinforced base.

Zip closure. Features 2 interior compartments in mesh fabric to store the buoyancy aids and the safety equipments.

2 carrying handles. 2 velcro bands for hook and 1 external pouch in PVC crystal for the safety list or other document.

Dimensions : 65 x 50 x 35 cm (L x W x H) ; Capacity : 110 L.

Hook and buoyancy aids sold separately.



Dog flotation vests

Flotation ensured by soft closed cell foam. Fix-lock fastening. Adjustable straps.

Size	Example of dog	Ref.	Buoyancy
XS	Yorkshire	18405	6 N
S	Jack Russel, King Charles, Shi Tzu	18406	10 N
M	Spaniel	18407	20 N
L	Labrador, Retriever	25360	40 N



Children's lifejackets



WEARER UP TO 30 KG =
100 NEWTON-CATEGORY
LIFEJACKET.

Jean-Marie Lot ©



Typhoon lifejacket

Self-righting capacity, keeps the child's head well out of the water.

- **Buoyancy** : polyethylen foam. Buoyancy is higher than the minimum required by official standards (transcends minimum requirements by 30 %).
- **Large roll-around collar** with increased buoyancy providing added comfort and improved head support.
- **Visibility** : bright colours and retro-reflecting tapes.
- **Closure** : zip + adjustable waist belt with plastic clip, hem tightening drawstring for snug fit.
- **Crotch strap.**
- **Grab handle.**
- **Whistle.**



Typhoon lifejacket, Testsieger (test winner) compared to 8 models and brands by German magazine YACHT :

"The test winner is the Plastimo Typhoon which revealed no weakness at all. Reasonably priced, very well equipped with a grab handle in the neck and a buckled crotch strap, it is definitely the right choice."

Yacht

April 2013

Child's weight	Age (as a guide only)	Orange no pattern	Yellow igloo pattern	Orange plane pattern
3 - 10 kg	Baby/toddler 1 - 2 years	58614	58853	58850
10 - 20 kg	Child 2 - 5 years	58615	58854	58851
20 - 30 kg	Child 5 - 8 years	58616	58855	58852



Pilot Junior lifejacket

150 Newton category.

Pilot Junior with harness : **64118**

Pilot Junior without harness : **64117**

- Self-righting capacity.
- Designed for children from 18 to 40 kg.
- Fully automatic inflation with a 24 g CO₂ cylinder.
- Red outer cover.
- Neon yellow air chamber with retroreflective tapes.
- Fitted with a grab loop and a crotch strap.



PLASTIMO



64118
With harness.



64117
Without harness.

Baby lifejacket

100 Newton category lifejacket.

Self-righting capacity, keeps the child's head well out of the water.

- **Buoyancy** : polyethylen foam. Buoyancy is higher than the minimum required by official standards (transcends minimum requirements by 30%).
- **Large roll-around collar** with increased buoyancy providing added comfort and improved head support.
- **Visibility** : bright orange colour and retro-reflecting tapes.
- **Comfortable to wear** : front flotation panel is split in 2 for increased comfort ; adjustable crotch piece.
- **Closure** : adjustable waist belt with plastic clip, hem tightening drawstring, neck closing strap.
- **Grab handle** and loop in the back to attach a safety line.
- **Whistle**.

Child's weight	Age (as a guide only)	BABY
3 - 8 kg	Baby/toddler 0-2 years	63743
8 - 15 kg	Child 1-5 years	63744
15 - 30 kg	Child 4-10 years	63745
30 - 40 kg	Child 8-12 years	63746



The child's weight is considered by the regulation as the criteria serving as a basis for buoyancy per size. Therefore, we indicate the age as a guide only ; it is imperative that the child tries the lifejacket on before purchase.



Inflatable or traditional foam lifejacket for your young pirates ?

Both types meet the specifications required by the EC standard ; they are self-righting and feature a large flotation pillow collar to support the child's head efficiently and keep the airway out of the water.

- **Inflatable lifejacket for children** is always an automatic inflation type ; even if the child falls into the water unconscious or cannot swim, the lifejacket inflates automatically, by mere contact with the water. However, we tend to recommend inflatable jackets only for children aged 6 or 7 and above, i.e. an age when the child can swim a little and moves around the boat with a relative freedom of movement. An inflatable lifejacket is ideal for a child who is already acquainted with life on board and reasonably aware of danger ; less cumbersome than a foam jacket, it contributes to the child's better freedom of movement and can thus have a positive effect on his/her involvement on board.
- For toddlers, and indeed for most children, we still recommend **the traditional foam flotation lifejacket** : your child is literally «bundled up» in a protection shell. While its primary function is to provide flotation, its foam volume acts as a real bumper, protecting the child from hard knocks ; also, it definitely slows down the movements of an inquisitive and adventurous brood, which some parents may find comforting !

Last but not least, do not forget to surround your decks with netting : in addition to the lifejacket which is the bare essentials, the guardrail netting is a wise and simple precaution.

Buoyancy aids for clubs & sailing schools

Designed for intensive use (dinghy, catamaran, canoe and kayak, Stand Up Paddle) reinforced where wear and chafe are critical.

Club Master & Master Elite



Weight	Size	Colour webbing straps	CLUB MASTER	CLUB MASTER ELITE
30-40 kg	S	Blue	63938	63943
40-60 kg	M	Grey	63939	63944
60-80 kg	L	Black	63940	63945
+ 80 kg	XL	Red	63941	63946



Club Master, XS size (child < 30 kg) :

100 N type model
with self-righting capacity,
features a wrap-around collar
and retro-reflective tapes.

Weight max	Size	CLUB MASTER	CLUB MASTER ELITE
30 kg (5-6 yrs)	XS	63937	63942

with collar



Voiles & Voliers ©

Club Master

CLUB MASTER & CLUB MASTER ELITE	
Buoyancy	70 Newton actual buoyancy (certified in 50 N category) 100 Newton in XS size < 30 kg. • Club Master : polyethylene foam buoyancy • Club Master Elite : one-block foam buoyancy with superior flexibility.
Durability	Outer shell in coated polyester for optimum durability.
Fastening & body fit	2 adjustable straps + buckles. Waist belt concealed in a tunnel, to reduce the risk of snagging. Drawstring tightening at hem. Crutch strap.
Comfort	Wide elasticated armholes. One-block buoyancy floats (back + front).
Visibility	Vibrant red outer shell. Retro-reflecting tapes on XS model.
Other features	Whistle. Colour scheme on webbing size for size identification.

Sailing schools and kayak clubs must check lifejackets and buoyancy aids at regular intervals.

Regular care consists in rinsing in fresh water after use, and drying away from direct sunlight.

An annual inspection consists in a buoyancy test and a visual control of the various components (webbing, cover, sewing, buckles and zip).

Safety harnesses



JM Lot©

Try your harness on

A safety harness is a personal piece of equipment : the straps must be perfectly adjusted to your body size. Try it on, adjust it, get to recognise every strap. If you wear your harness with an inflatable lifejacket, the harness must be worn under the lifejacket.

Keep your harness in good condition

A safety harness is a fundamental piece of equipment for your safety : as opposed to a lifejacket, on which buoyancy can be tested and possible ageing signs are visible, a harness can lose some of its original qualities without there being any visible signs.

- Rinse it with fresh water after use.
- Check the seams regularly.
- Never store it in a damp locker.
- Discard and replace systematically a harness showing evidence of wear and tear or a harness which has been submitted to tension. We recommend that racers should replace their harness every year, in view of their intensive use and exposure to UV-rays.
- Never use a harness for any other purpose than the one which it is designed for.



Double adjustable harness
66829

Ergonomic double adjustable safety harness. Quick and easy adjustment : simultaneous on waistband and shoulder straps. X-shaped back for added comfort and freedom of movement. When harness is tight-fitted, the excess strap length is neatly rolled on waistband with velcro. Once worn, you don't feel it. Bi-colour black and neon green for increased visibility. Attachment point for tether : textile loop with sewn retro-reflective thread to optimize visibility at night.

- ISO12401 certified.
- RORC-OSR 2018 compliant.
- Textile loop resistance : 2 000 DaN – 2 040 kg.
- Chest size min/max : 80-130 cm (20 kg min.).
- Wide strap : 45 mm.
- Weight : 250 g.
- Supplied in a mesh bag.



X-shaped back : quick and easy adjustment.



Simple adjustable harness
66830

Adjustable waistband safety harness. Attachment point for tether : textile loop with sewn retro-reflective thread to optimize visibility at night.

- ISO12401 certified.
- RORC-OSR 2018 compliant.
- Textile loop resistance : 2 000 DaN – 2 040 kg.
- Chest size min/max : 80-120 cm.
- Wide strap : 45 mm.
- Weight : 250 g.
- Supplied in a mesh bag.



Simple adjustable harness & tether pack


- Harness & 1 st. steel safety hook : **67037**
- Harness & 2 st. steel safety hooks : **67038**

With optimized adjustable system, this harness fits all body types including junior size as from 20 kg.


Tethers



A tether is the indispensable accessory which makes an inflatable lifejacket a fully featured safety equipment. Provided of course, that you have originally selected a lifejacket with integrated harness : the only version providing the adequate resistance and featuring a loop for the tether. All the Plastimo tethers are equipped with automatic closing safety hooks to prevent accidental opening. Polyester flexible tethers with retro-reflective thread to optimize visibility at night. Flat, elastic or double – 23 mm width – version. Strain indicator. ISO12401 certified. Supplied in a mesh bag.



Retro-reflective thread



Meets RORC-OSR specifications

When the tether is submitted to heavy load (ex. man over board), the strain indicator exposes a label indicating that tether should be replaced.



St. steel safety hook

Double safety.
Opening : 14.5 mm.
Weight : 145 g.



Aluminium safety hook with ferrule

Easy opening and closing through the ferrule.
Lightweight and compact.
Opening : 20 mm.
Weight : 100 g.



Premium aluminium safety hook

Robust safety hook with safety bar. Superfast opening and closing in a single action.
Opening : 22 mm.
Weight : 130 g

		St. steel safety hook		Aluminium safety hook with ferrule		Premium aluminium safety hook		Tether length
		Ref.	Weight	Ref.	Weight	Ref.	Weight	
Flat tethers	1 safety hook	A	66834 215 g	B	66833 175 g	-	-	1.5 m
	2 safety hooks	C	66838 345 g	D	66837 275 g			
Elastic tethers	1 safety hook	E	66836 225 g	F	66835 185 g	G	66866 215 g	1 m extends to 1.5 m
	2 safety hooks	H	66840 355 g	I	66839 285 g	J	66867 340 g	1 m extends to 1.5 m
Double tethers*	3 safety hooks	K	66865 550 g	-		L	66842 515 g	1 m flat line + 1 m extends to 1.5 m*

* RORC-OSR 2018 compliant.



Included in the Figaro Bénéteau 3 safety pack.

RORC-OSR 2018 compliant.



Jacklines



Being made of fibres, jackline webbing is subject to ageing – even with no visible signs – due to UV-rays, sea water and temperature. Ideally, jacklines should be taken down, rinsed and stored in a dry place for wintering. Still, we strongly recommend to replace them regularly ; to be more specific, jacklines must be replaced after a cumulated period of 2 years of outdoor exposure.



JM List ©

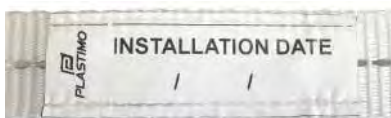
Jackline with retro-reflective thread.

Sold by the pair,
shackle not included.



Retro-reflective strap jacklines

Ultra-flat polyester webbing, 26 mm wide.
Retro-reflective thread optimizes visibility at night. Fixing loops. Breaking strain 2 400 DaN (2 450 kg).



Label on the jackline to write the date of the first use.

Length	White, retro-reflective thread
6 m	66984
7 m	66985
8 m	66986
9 m	66987
10 m	66988
12 m	66989
14 m	66990

Sold by the pair,
shackle not included.

Classic strap jacklines

Ultra-flat polyester webbing, 30 mm wide.
Breaking strain 2 000 DaN (2 040 kg).

Length	White	Yellow
6 m	39447	36214
7 m	39448	36215
8 m	39449	36216
9 m	39450	36217
10 m	39451	36218
12 m	66982	66981
14 m	66983	62102



Ph. Plisson ©

Horseshoe buoys

Patented



RESCUE BUOY	Yellow cover	White cover
With floating light	27023	35716
Without light	27022	35717

Rescue Buoy®

Simple and ingenious, the Plastimo Rescue Buoy represents a simple but major breakthrough in the array of man overboard recovery aids.

The principle is extremely simple : attach permanently a regular horseshoe buoy to a properly coiled lifeline ; when the buoy is thrown, the line pays out quickly, without tangling or fouling.

- Horseshoe lifebuoy, 147 N buoyancy.
- 40 m of yellow floating retrieval line.
- Coated fabric storage bag, impervious to UV-rays, fitted with clips for attachment to pulpit.
- Breaking strain of line : 400 kg.
- Dimensions : height : 60 cm, width : 65 cm, thickness : 14 cm.
- Weight : 2.3 kg without light.

Options & Accessories



- **Floating light**
57718
Fixed light, without bracket



- **Spare cover / storage bag**
Yellow : **27949**
White : **35719**
- **Cover set (incl. cover, reel and retrieval line)**
Yellow : **27026**
White : **35721**
Converts your existing regular Plastimo horseshoe buoy into a Rescue Buoy.

Inflatable horseshoe buoy

The inflatable horseshoe buoy is composed of 2 different elements :

- holder fixed on the boat's pushpit ;
- ABS canister containing the horseshoe buoy.

The canister is attached to the holder by a lanyard.

In the event of a man overboard, throw the canister towards the victim. Deployment will occur when lanyard is fully tensioned.

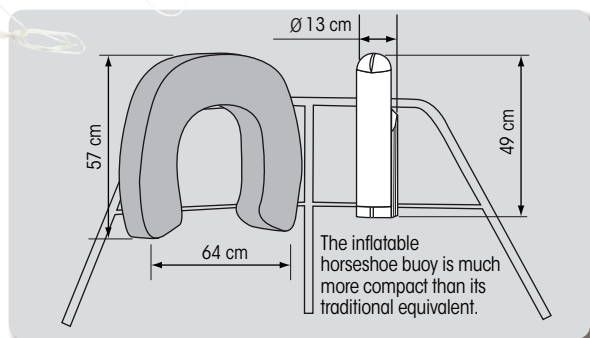
	Yellow	White	Weight
Without light	64887	65018	1.160 kg
With light and whistle	64888	65019	1.220 kg

- **Buoy**
Yellow nylon, polyurethane coated.
Buoyancy : 150N
Supplied with grabline and drogue.
- **Canister** : ABS plastic.



Options & Accessories

- **33 g gas cylinder** : **40199**
- **Spare flashlight** : **62058**
- **Rail mounting kit**
415010





Horseshoe buoy with removable cover

Polyethylene foam provides 147 N buoyancy.

Washable, highly resistant cover (1100 decitex, PVC coated).

Zip closure.

Wide opening, fits most body sizes.

Comes complete with lifeline and polyamide hook.

Complete buoy set includes a horseshoe buoy, a fixed light and a stainless steel bracket.



Colour	Buoy set	Buoy only	Complies with	Dimensions	Spare cover
Orange	63751	63750	French recreational boating standards - Division 240	Height 53 cm, width 62 cm, thickness 11 cm	63752
Yellow	63465	63457			63578
White	63754	63753	-		63755



Accessory

- Adhesive reflecting stripes : **60906**
4 stripes, 20 cm long x 5 cm wide



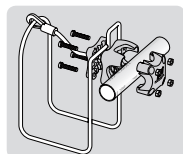


Buoy racks

Rack for horseshoe buoy **37800**

Composed of :

- 1 Plasticlip, to be adapted on any tube Ø 18.5 to 25.5 mm.
- 1 stainless steel rack for horseshoe buoy (max. thickness 10.5 cm).
- 1 shock cord + plastic snap shackle to secure the buoy.

Supplied with screws and nuts.



Rack for horseshoe buoy + light **31437**

Composed of :

- 1 Plasticclip, to be adapted on any tube Ø 18.5 to 25.5 mm. Specific clip designed to hold a floating light.
- 1 stainless steel rack for horseshoe buoy (max. thickness 10.5 cm).

Supplied with screws and nuts.

Man over board

RESCUE

The Rescue range consists of 4 products designed to contribute to the recovery of a man overboard.

Once the product is deployed, the boat simply circles the casualty so that he/she can grab the buoy without swimming and can then be pulled back to the boat.

Rescue Sling, Rescue Buoy and Rescue Buoy offer an extra safety feature : the retrieval line is coiled on a reel. This avoids the line getting entangled and allows a swift and reliable repacking.

This extremely simple procedure also allows the crew to drill and get acquainted with the product, therefore more confident in the rescue process.

Product \ Performance	To rescue team / haul in	Providing buoyancy	Hoisting casualty back aboard
Rescue Line	✓	-	-
Rescue Buoy	✓	145 N	-
Rescue Ring	✓	155 N	-
Rescue Sling	✓	95 N	✓



Rescue Sling®

- Yellow : 27027
- White : 35713

Complete rescue gear, which delivers flotation to the victim and provides a means to hoist the person back aboard (with the help of a lifting tackle or halyard winch if necessary).

The clever and exclusive design of the Rescue Sling consists in the retrieval line which is coiled on a reel: this avoids the line tangling or fouling, and makes the Rescue Sling the most efficient man over board recovery gear.



Hauling Buoyancy
Hoisting back aboard



Patented

- Buoyancy of flotation belt : 98 N.
- 40 m of floating line.
- Storage bag with clips for rail attachment.
- Dimensions : height 50 cm, width 30 cm, thickness 20 cm.
- Weight : 1.7 kg.
- Breaking strain of line : 400 kg.
- Breaking strain of flotation belt : 700 kg.

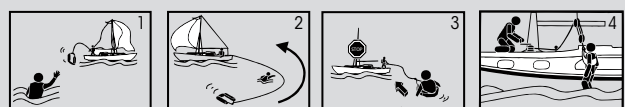
Accessories

• Lighting : 60908

Lithium battery operated, 10-hour lifetime.
Light is fixed on an elastic lanyard to be sleeved on the flotation belt.

• Spare cover

Yellow : 38153
White : 38151



The clever and exclusive spool system offers a definite safety plus, as it prevents the line from getting entangled. Besides, it allows a swift and easy "repacking" procedure : another good reason to urge the skipper to drill the crew.



Rescue Line® 27020

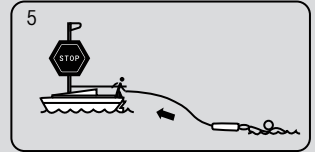

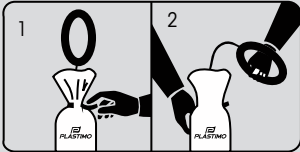
Throw bag heaving line, very simple to operate : a 20 m retrieval line stowed in a bag, allowing to connect the survivor to the boat. Equally useful in many circumstances, such as getting a line to a dock, and also in many river leisure activities, such as canoeing, rafting, etc. The Rescue Line is weighted, so that it can be thrown with accuracy at a reasonable distance, even against strong winds. It features a grab loop at both ends, enabling both the rescuer and the survivor to remain attached to the line.

- 20 m floating line (Ø 7.5 mm*).
- Bright yellow colour for good visibility.
- Weight : 500 g.
- Breaking strain of line : 400 kg.

* OSR § 4.22.5 compliant.

Accessories

- **St. steel basket for Rescue Line : 30766**
For pulpit mounting.
Designed for tube Ø 18.5 to 25.5 mm.
- **Spare bag : 28367**



Silzig MOB buoy/harness 65559

Complete rescue gear : bridges casualty to the boat, provides buoyancy and helps hoisting casualty back aboard. Quick set-up, ideal in the event of a man over board.

- Buoyancy 142.2 N.
- Cylindrical buoy is hydrodynamic and makes hauling easier.
- Length 200 cm, interior diameter 8 cm.
- Harness-webbing on full length, with 40 mm polyester loop at one end and a Wichard hook at the other end.
- Outside cover in 650 g/m² coated polyester.
- 2 rigid handles (50 mm tubular polyester webbing) facilitate grabbing by onboard crew to hoist casualty back on board.
- Weight : 1.5 kg.



Slim, flexible and compact, easy to store on board : always close at hand and ready for use, Silzig fits ideally along the guardrail, on the transom or neatly inside a RIB along tube and floor.



Ring lifebuoys



Courtesy of Protection Civile de Paris 12^{ème}



61968 & 61970



SOLAS
RINA 0474

SOLAS ring lifebuoys

- Feature 4 retro-reflecting tapes and a 3 m grabline.
- Polyethylene outer structure, filled with polyurethane foam.
- Stowage height : anywhere up to 30 m above the waterline.



61969



61967

Ext. Ø	Ref.	Description	Int. Ø	Height	Weight	Buoyancy
61 cm	61967	Without throwing line.	41 cm	13.50 cm	2.7 kg	145 N
73 cm	61968	Without throwing line.	44 cm	10.50 cm	3 kg	144 N
73 cm	61970	With 30 m throwing line, Ø 8 mm floating polypropylene.	44 cm	10.50 cm	3.5 kg	144 N
73 cm	61969	Heavier buoy without throwing line, to be used with a specific light designed for commercial vessels.	44 cm	10.50 cm	4.6 kg	140 N

Accessories



Ring buoy rack
37832

Includes :

- 1 Plasticlip to be adapted on any stanchion or pulpit Ø 18.5 to 25.5 mm.
 - 1 stainless steel rack to hold the ring buoy.
 - 1 shock cord + plastic snap shackle to secure the buoy.
- Supplied with screws and nuts.



Throwing line

Floating polypropylene, compliant with regulation to equip lifebuoys.

Description	Colour	Ref.
Length 30 m, Ø 8 mm	Orange	43767
	White	53134



Rescue Ring®

35926

Set of products complying with SOLAS 74.96 standard :

- 1 ring lifebuoy (ref. 61968), 144 N buoyancy.
- 1 floating light (ref. 196482).
- 30 m of yellow floating retrieval line, Ø 8 mm.

Cleverly packed in a yellow coated fabric storage bag, impervious to UV-rays, and fitted with clips for attachment to pulpit.

Options & Accessories

- SOLAS floating light : **196482**
- Spare cover/storage bag : **35927**
- Package : cover + reel + retrieval line **35928**
Converts your existing ring buoy into a Rescue Ring.

Ring lifebuoy containers

Container provides protection and easy spotting of ring lifebuoys by beaches, lakes, rivers or jetties... Made from polyethylene. Wall, pole or tube mounting.



62241

75 x 85 cm ring lifebuoy container



62240

90 x 90 cm container with door

64204

Designed for Ø 61/63 or 73/75 cm ring buoy.

Features a transparent round opening to check the presence of the buoy.

Dimensions :
90 x 90 x 28 cm (H x W x depth).



Container supplied empty.
Buoy must be ordered separately.

75 x 85 cm ring lifebuoy container

Container with Ø 73 cm lifebuoy (ref. 61968) + throwing line (ref. 43767).

Ref.

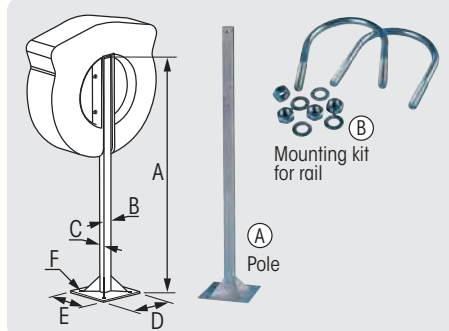
62241

Container alone

Dimensions : 75 x 85 x 26.5 cm (H x w x depth).

62240

Accessories for mounting



(A) Pole	For buoy container	Pole dimensions					
Ref.		A	B	C	D	E	F (drilling)
40213	75 x 85 cm container	150 cm	6 cm	4 cm	30 cm	30 cm	Ø 1.2 cm
59037	90 x 90 cm container + door	200 cm	10 cm	5 cm	30 cm	30 cm	Ø 1.2 cm

(B) Rail mounting kit
For Ø 4.5 cm rail : **59038**
For Ø 6 cm rail : **40214**
For banister and jetty balustrade.

Wall mounting kit
59039
Bolts + screws.
(not illustrated).

IOR dan buoys

ISAF regulations require the "marking of a man overboard for yachts sailing offshore".

Inflatable IOR dan buoy



©Th.Martinez / Sea&Co.

ISAF-ORC compliant

Inflatable IOR dan buoy

MOB pole for crew-overboard visibility, provides 150 N buoyancy.

- Yellow canister : **63455**
- White canister: **61073**

Dan buoy pole

Yellow nylon, polyurethane coated.
Height above water (inflated pole) : 1.98 m.

Features :

- adjustable webbing sling seat for man-over-board to rest on,
- grab handle,
- 0.75 cd automatically activated light, 8-hour battery life,
- red and yellow flag (32 x 20 cm),
- retro-reflective tapes (200 cm²),
- signalling whistle,
- rigid ballast with V-shaped batten structure, acting like a keel for optimum stability,
- drogue anchor (28 x 28 cm) to help resist drifting.

Canister

- Torpedo-shaped canister in ABS plastic, height 49 cm x Ø 13 cm.
- Weight : 3.8 kg.

**MADE BY
PLASTIMO**



Webbing sling seat and grab loop.

Options & Accessories



- Gas re-arming kit : **50374**
60 g gas cylinder

- Canister alone :
White : **52240**
Yellow : **53417**

For dan buoys ref. :
40203, 177788, 63455 and 61073



- Light replacement kit : **63456**

0.75 cd light + mounting accessories for dan buoys 40203, 177788, 63455 and 61073



- Stern rail mounting kit : **415010**

Checking and servicing your inflatable dan buoy or lifebuoy

To ensure that your inflatable dan buoy or lifebuoy is fully operational when needed, we strongly recommend that you check them and have them serviced at regular intervals.

- Before putting off to sea, you can easily inspect their general condition visually, by checking the main components (container, inflatable chamber, retro-reflecting tapes, CO₂ gas cylinder – check that the cylinder is tightly screwed – , firing head, safety light – check the date of the light –). Replace the re-arming kit if necessary.
- A complete servicing session conducted at regular intervals includes checking the inflation system and the airtightness of the chamber.

Plastimo recommends to have one spare kit for each dan buoy and lifebuoy on board.

Inflatable personal dan buoy

- **With light : 63747**
- **Without light : 53482**

Manual activation :

in the event of a man overboard, the victim activates the inflation by pulling the toggle. The inflated dan buoy increases considerably the visibility of the victim.

To be attached to a belt (on foul weather gear or lifejacket).

Dan buoy in neon yellow nylon, polyurethane coated.

Height above water when inflated : 1.80 m.

Options & Accessories

- **Re-arming kit : 53484**
11 g CO₂ gas cylinder + safety clip.
For buoys 63747, 53482 and 53481.
- **Spare light kit : 53483**
11 g gas cylinder + mounting accessories + 0.75 cd light for dan buoy 63747.
- **Webbing belt : 53485**

Features :

- red and yellow flag (21 x 14 cm),
- retro-reflective tapes,
- lanyard,
- oral inflation tube,
- light (option).

Comes in a PVC pouch with belt attachment.

Dimensions (in pouch) :

11 x 14 x 7 cm, without light,
11 x 16 x 8 cm, with light.

Additional equipment required by ISAF standards

Besides dan buoy and lighting, ISAF equipment includes :

- 1 horseshoe lifebuoy.
- 1 dye marker (ref. 38861).
- 1 small drogue anchor (ref. 25354) and line.
- 1 whistle (ref. 16303).

The ISAF regulation stipulates that when at sea, the dan buoy must be either fully extended or, in the case of an inflatable model, deployed in less than 20 seconds.

Rigid IOR dan buoys



Telescopic IOR dan buoy

- **Yellow float : 55665**
- **Orange float : 55664**

Ergonomic design and superior stability.

Complies with the ISAF/ORC racing regulations.

Features :

- 1 fibreglass telescopic dan buoy with 1/4 twist fastening.
- 1 ergonomic and shockproof cylindrical PVC floatation buoy (height 360 mm, Ø 180 mm/ 80 mm).
- 1 man-over-board red and yellow flag 450 x 350 mm.
- 4 m of floating rope to attach to a lifebuoy.
- 1 built-in stainless steel ballast.
- 1 clip and lanyard to keep the flag rolled up.

To obtain a dan buoy with light, simply add the optional light kit.

When fitted, light is situated 2.30 m above the waterline.

Powered by a 9 V battery.

When the dan buoy is thrown into the water, the lanyard detaches the clip from the light, which then activates automatically the light.

To fit the light to the dan buoy, simply push the bayonet fitting into the top of the dan buoy.

Height extended	Height telescoped	Height above water
3.52 m (3.64 m with optional light kit)	1.95 m (2.07 m with optional light)	2.30 m (2.42 m with optional light)

Options & Accessories

- **Telescopic dan buoy holder : 56397**
316L stainless steel, totally maintenance-free. Fits easily on Ø 18.5 to 25.5 mm pushpits or backstays.
- **Fixed light kit : 16205** (battery not incl.)
- **Spare bulb for fixed light kit : 20614**
- **Spare flag : 10742**
- **Fixing clip for flag : 16703**
- **Clip for light : 50914**
- **2 mounting Plasticlip for IOR dan buoy : 37038**



Inshore dan buoy

176928

Black GRP tapered pole 2.14 m long.

Yellow encapsulated float.

Yellow plastic dipped lead weight.

Flag and 25 mm band of retro-reflective tape.

3 m of Ø 8 mm floating line.



Lifefloats

Plastimo lifefloats

Polystyren foam enclosed within a strong PVC cover, high frequency welded with zip.

Fitted with braided rope reeved through reinforced welded fairleads.

Do not use life floats as cushions.

Use	Ref.	Buoyancy	Weight	Dimensions
2 persons	65199	323 N	1.7 kg	45 x 45 x 16.5 cm
3 persons	65200	451 N	2.3 kg	60 x 47 x 16.5 cm
4 persons	65201	598 N	3.2 kg	74 x 50 x 16.5 cm
6 persons	65202	902 N	4.5 kg	100 x 60 x 16.5 cm



Patented



Delfino lifefloats

Provides efficient buoyancy in the event of shipwreck or Man Overboard.

Allows the victims to gather in order to ease survival and rescue. High density polyethylene, filled with polyurethane foam for buoyancy. Fitted with reflecting stripes for added visibility.

Braided rope is reeved through reinforced eyelets at regular intervals (2, 3 or 4 eyelets on each side) to account for a larger number of persons grasping the rope.

Approved by the Italian Merchant Marine

Use	Ref.	Buoyancy	Weight	Dimensions	Approval
4 persons	195392	1370 N	16 kg	90 x 90 x 28 cm	n. 257/1982
8 persons	195393	1370 N	16 kg	90 x 90 x 28 cm	n. 258/1982
12 persons	195394	1970 N	23 kg	98 x 98 x 30 cm	n. 256/1982

Buoyant cushions

Light polyethylene foam protected by a durable coated fabric cover.

Great to sit, also provides efficient buoyancy aid in the event of a Man Over Board.

Braided rope facilitates grabbing. Can easily be secured on board with integrated hook.

Easy care : cover is washable with fresh water and can be sun dried.

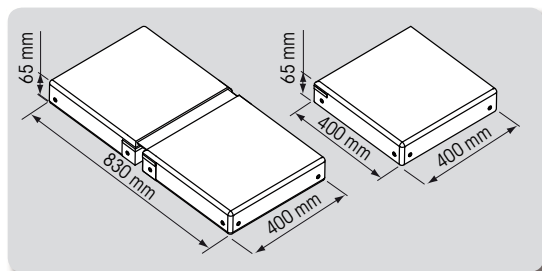
Buoyant cushions	Ref.	Colour	Buoyancy	Weight
Single	51563	Navy blue	78 N	0.50 kg
Double	51561	Red	166 N	1.10 kg
	51562	Navy blue	166 N	1.10 kg



Double cushion : seat + back-rest



Single cushion : seat only



2 single cushions can be assembled with integrated Velcro to provide seat and back-rest.

Signalling

Whistle
52937



Polypropylene whistle, required on all lifejackets as from 100 N buoyancy. Dimensions : 7.3 x 1.9 x 2 cm (L x H x W). Weight : 5 g.



• Sound



Gas fog horn

Delivers a 115 dB blast at 2 m distance. Clipper-on canister. Ozone friendly.

Type of gas	Fog horn, complete	Capacity	Spare canister
Inflammable	64388	230 ml	64389
Non flammable	64390	200 ml	64391

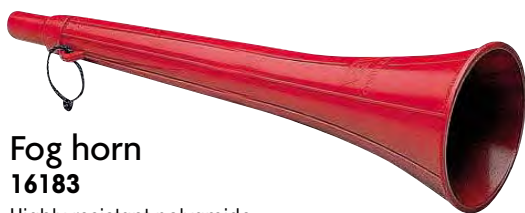


Trump and Mini-Trump

Combines the powerful blast of sound of a gas fog horn, with the simplicity of a mouth horn : delivers over 100 dB with no effort. Operates on the vibration of a plastic diaphragm. Hard-wearing, colourfast, nature-friendly and economical. Virtually can't be lost, because it floats.

The Mini-Trump is the more compact version.

Model	Ref.	Ø	Weight	Length	Description
TRUMP	27180	70 mm	140 g	195 mm	Comes in a tube canister, with lanyard and 2 spare diaphragms.
MINI-TRUMP	37894	50 mm	50 g	Adjustable from 87 to 163 mm	Shell pack.



Fog horn 16183


Highly resistant polyamide. Length : 30 cm. Ø 8 cm.

Brass bell 417988

Removable bell in polished brass, Ø 300 mm. Compulsory on all crafts 20 m long and more. Complies with COLREG 72 specifications.



• Visual



Motoring cone

Indicates use of motor on a sailing boat. Folds flat.

Dimensions, when folded	Ref.
47 x 33 cm	39552



Anchor ball

Internationally recognised signal for use when at anchor. Folds flat for easy storage.

Ø	Ref.
30 cm	16185
35 cm	39553



Hand lead lines

- 30 m : **417053**
- 50 m : **39258**

Ø 4 mm nylon rope with colour toggle every metre and colour change every 10 metres. 0.615 kg sounding lead weight with recess for wax. Total weight : 905 g for 30 m model, 1 030 g for 50 m model.



Patented

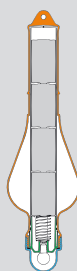
Plastimo floating lifebuoy light

- Without bracket : 57718
- With bracket : 57719

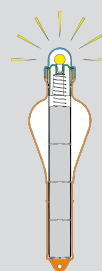
For use with lifebuoys.
 Operated without mercure, simply with 4 alkaline batteries,
 R20 type (not included).
 360° arc of visibility.
 Optimum visibility : 10 cm free-board above water line.
 Light intensity : 4 candela
 Duration : 2 hours

Operation principle of fixed light

- The spring is in permanent contact with the base of the bulb and the positive terminal of the batteries.
- The wire is in permanent contact with bulb socket.



When not in use, the weight of the batteries compresses the spring and shuts off the contact between wire and batteries negative terminal.



When the light is thrown into the water, it floats in vertical position immediately, thanks to its specific shape. The batteries slide down in the tube and, with their weight, create the contact with the wire connected to the bulb.

Patented

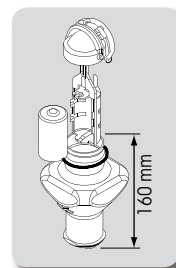


Stella LED floating lifebuoy light

196482

Very compact lifebuoy light, low power consumption.
 LED-type flashlight, operates with one R20 alkaline battery.
 360° arc of visibility.
 Dimensions : 160 x 80 mm.
 Weight : 90 g. (without battery).

- Light intensity : 2 candela.
- Duration : Approx. 8 hours at 60 flash/minute.
- Battery : 1 x R20 battery (not included).



Accessories



- **Mounting clip for Plastimo floating light : 37034**
 Fits any tube or rail, horizontal or vertical Ø 18,5 to 25,5 mm.
 Screws and nuts included.



- **Mounting clip for Stella floating light : 45184**
 Fits any tube or rail, horizontal or vertical Ø 20 to 30 mm.
 Screws not included.



Compact LED-type lithium lifebuoy light 64047

Ultra-compact floating LED-type flash lifebuoy light.
Activated automatically when the light is pulled from its housing.
Powered by lithium battery (5-year run time), no maintenance
or replacement battery required.

Rated among the smallest and lightest lights on the market.

- Duration : 2 hours minimum.
- Output : 2 candela minimum.
- Weight : 91 g (light only), 115 g (light and holder).
- Dimensions : light only 75 x 78 mm (Ø x H).
light with holder 86 x 97 mm.

• Supplied with polypropylene holder and 1 m lanyard to attach to lifebuoy.

SOLAS-MED &
US Coastguards compliant



Floating LED-type lithium light 63655

Floating LED-type lifebuoy with automatic
seawater activation.
Operates with an integrated lithium battery,
5-year run time. Can be stored in any position
with no risk of inadvertent activation. Circuit
and lithium battery are sheltered and locked in
polyurethane foam to avoid oxydation.

- Duration : 2 hours minimum in operation
mode.
- Dimensions : 100 x 220 mm (Ø x H)
- Supplied with holder and 2.65 m lanyard.

Accessories

- **Rack for horseshoe buoy + light :
31437**

Composed of : 1 Plasticlip, to be adapted
on any tube Ø 18.5 to 25.5 mm.
Clip designed to hold a floating light.
1 st. steel rack for horseshoe buoy
(max. thickness 10.5 cm). Supplied with screws and nuts.



- **Mounting clip for
floating light : 37034**
Fits any tube or rail, horizontal or
vertical Ø 18.5 to 25.5 mm.
Screws and nuts included.

Life Flag

Photoluminescent and fluorescent : visible at any time
night or day, the Life Flag enables a quick and effective location.
Available in distress and diving flag.

Innovative process

Photoluminescence process combined with fluorescence optimizes
the location by night or day, in all weather conditions.
5 minutes exposure to a bright light = 8 hours of photoluminescence.

Benefits

- **Safety** : excellent visibility by night or day, immediate spotting even from airplane.
- **Easy to use** : quick and easy fastening with shock cords, fully operational
when flat or hoisted.
- **Economic and eco-friendly** : durable safety equipment, recyclable. No other energy
source required other than light.
- **Quality** : made in France, non-polluting manufacturing process with solvent-free,
water based printing paste. French patent. LNE certificate.



To be rescued,
we must be seen

For recreational boating,
sailing and windsurfing,
or all water activities.



61689 – Day



61689 – Night

International maritime distress flag 61689	Diving flag with Saint-Andrew's cross 61690
Dimensions : 75 x 112 cm	Dimensions : 30 x 40 cm
Weight < 320 g	Weight < 50 g
Blocked mesh polyester fabric, 130 g/m ²	Blocked mesh polyester fabric, 130 g/m ²
Tunnel strap (Life Flag exclusivity)	Tunnel strap (Life Flag exclusivity)
Supplied with 4 shock cords	Supplied with 4 shock cords
Complies with OMI/RIPAM-IMO/COLREG distress signals (flag with black ball)	



61690 – Day



61690 – Night



Dye marker

Marine dye marker used for daytime emergency distress signalling and search and rescue marking.

A person in distress scatters the dye marker on the water when a potential rescue vessel or aircraft appears. It spreads as a brilliant spotting mark, clearly visible as a distress signal for up to an hour, and in good visibility can be seen by aircraft over 10 km away.

Ideal for boating, it is also an extra safety equipment for windsurfing, diving and snorkeling.

Sold in a sealed sachet with fastening lanyard.

Description	Ref.	Dimensions
40 g sachet + blister pack	38861	185 x 80 x 12 mm
40 g sachet	301124	185 x 80 x 12 mm
80 g sachet	62236	185 x 80 x 17 mm

Other size sachets available on request.


Adhesive reflecting tapes



Description	Ref.
A 1 roll of 45.7 m x 5 cm wide	60117
B 4 tapes, 20 cm long x 5 cm wide	60906



On a lifejacket, a safety harness or sailing jacket : combining light stick and reflecting tapes optimises visibility.



Fluorescent storm jib

The storm jib helps stabilising the boat and increases visibility in foul-weather conditions.

Designed by a professional sail maker and manufactured in polyester, the storm jib features :


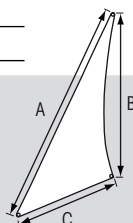
- A high modulus cloth (380 g/m²).
- A small surface (4 m², 5 m² ou 6 m²).
- A compact shape.
- A bright visible colour (fluorescent).

It meets the ORC specifications.

The fluorescent storm jib is equipped with quick snaps and can be easily hanked on any forestay, including a quick-release forestay. Supplied with storage bag.

Boat length	Storm jib area	Ref.
< 8 m < 26 ft	4 m ²	38009
< 12 m < 38 ft	5 m ²	38010
< 14 m < 44 ft	6 m ²	38011

Storm jib area	A	B	C
4 m ²	4.68 m	3.32 m	2.53 m
5 m ²	5.79 m	4.15 m	2.66 m
6 m ²	5.90 m	4.52 m	2.80 m



Alarms

Gas alarms



**Handheld
gas detector
53446**

Honeywell

Battery powered. Easy to use.

Suitable for identifying sources of leaks in pipes, fittings, valves, gas storage tank/cylinders...

Will respond to all types of flammable gases such as LPG, natural gas, LNG...

Audible and visual warning.

- Detection level : 0-10.000 ppm (20 % of LIE / Lower Explosion Level).
- Display :
green LED : power on - gas <500 ppm*.
yellow LED : low alarm - gas >500 ppm*.
red LED : high alarm - gas >2.000 ppm*.
- Power consumption : DC 600 mW.
- Operating temperature : -10° C to +50° C.
- Humidity : 95 % RH max.
- Battery size : 1.5 V x 2 (AA Alkaline).
- Dimensions : 188 mm x Ø 30 mm.
- Weight : 110 g.

*concentration in the air : parts per million.



Carbon monoxide alarm 29486

Honeywell



The XC-70 is an easy to use and reliable self-contained carbon monoxide alarm, using superior electrochemical cell sensing technology to prevent accidents caused by carbon monoxide. Battery-powered, with the long-life lithium battery sealed inside the detector to avoid tampering and eliminate the need for maintenance.



- Gas detected : CO carbon monoxide.
- Detection principle : Ecosure® electrochemical cell.
- Alarm levels :
≥ 43 ppm* : around 75 minutes.
≥ 100 ppm* : around 25 minutes.
≥ 300 ppm* : around 90 secondes.
- Separate indicators for each unit state : alarm, power, fault, ventilate (pre-alarm)
- Buzzer output : > 90 dB at 1 metre.
- Operating temperature : -10° C to +45° C.
- Humidity range : 30 to 90 % (without condensation)
- Automatic switch on
- Your CO alarm has an automatic self-test function for the electronics, which is performed every 60 minutes.
- Protection level : IP44
- Approval/conformity: EN50291: 2010 and BSI Kite
- End of alarm life warning
- Battery lifespan : 7 years
- Dimensions : 100 x 72 x 36 mm
- Weight : 135 g

* ppm : parts per million.

Download instruction on
www.plastimo.com

Completely odourless and colourless, carbon monoxide (CO) is produced by the combustion of fuels, therefore common with appliances such as heater, cooker, engine exhaust... Symptoms start with a simple headache, reach nausea within 2 or 3 hours, and can result in death after only 1 to 3 minutes in the worst cases.

What makes carbon monoxide such an insidious killer is that you can't see it, and you can't smell it.

Besides, the first symptoms of CO poisoning are very similar to those of seasickness :

- 200 ppm* : headache, tiredness, dizziness, nausea within 2 to 3 hours.
- 800 ppm* : dizziness, nausea and convulsions within 45 minutes ; unconsciousness within 2 hours ; death within 2 to 3 hours.
- 1600 ppm* : headache, dizziness and nausea within 20 minutes ; death within 1 hour.
- 6400 ppm* : headache, dizziness and nausea within 2 to 3 minutes ; death within 10 to 15 minutes.
- 12800 ppm* : death within 1 to 3 minutes.

*Concentration in the air : parts per million.



63579



63580

Cable cutters

Absolutely essential on sailing yachts and motor cruisers.

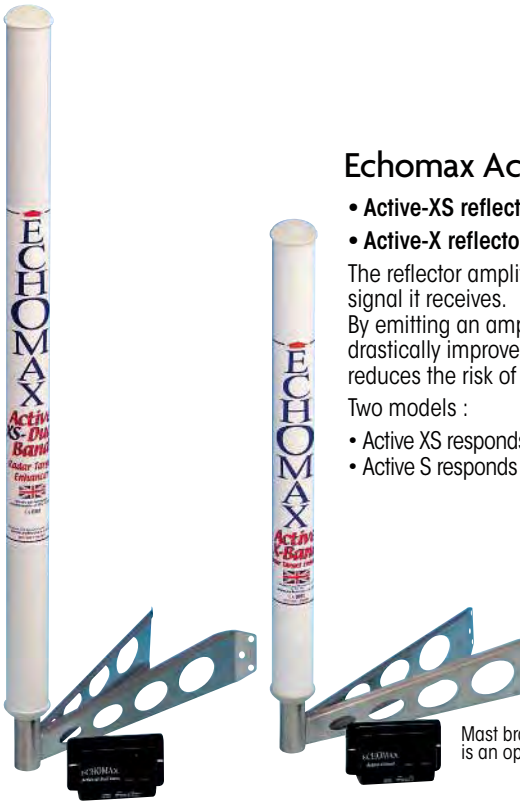
Not suitable for cutting chain.

Length	Ref.	For cable
45 cm	63579	Ø 6-8 mm
60 cm	63580	Ø 10-12 mm
90 cm	63581	Ø 14-16 mm

Radar reflectors

Active radar reflectors

ECHOMAX



Echomax Active reflectors

- Active-XS reflector : **59031**
- Active-X reflector : **187031**

The reflector amplifies and re-transmits the radar signal it receives.

By emitting an amplified signal, the reflector drastically improves the detection range and reduces the risk of collision.

Two models :

- Active XS responds to X and S radar band pulses,
- Active S responds to X radar band pulses.

Mast bracket shown is an optional extra.

The radar reflector must be hoisted aloft as high as possible. Having a radar reflector on board is no substitute for an active watch.

Options



Stainless steel mast mount bracket: **46797**



Stainless steel deck mount holder: **46798**

Model	ACTIVE XS	ACTIVE X
Ref.	59031	187031
Reception frequency	X-band radar : 9.32 - 9.5 GHz S-band : 2.9 - 3.1 GHz	X-band radar : 9.32 - 9.5 GHz
Operating temperature	-20° to + 60° C	-20° to + 60° C
Position accuracy	1 m	1 m
Voltage	12 V DC, protected against current surges	12 V DC, protected against current surges
Antenna dimensions	685 mm x 40.5 mm	478 mm x 40.5 mm
Antenna weight (without cable)	509 g	327 g
Control box dimensions	92 x 51 x 38 mm (L x h x d)	92 x 51 x 38 mm (L x h x d)
Connection cable length	24 m	24 m
Fuse	0.5 A, accessible from outside	0.5 A, accessible from outside
Stand-by current consumption	< 23 mA	< 15 mA
Transmitting current consumption	X band : 190 mA S band : 155 mA	190 mA
Power	1W	1W
Standard compliant	Exceeds ISO 8729-2	-



Each model is supplied with an antenna, a 24-m connection cable, and a control box which incorporates both LED and switchable audible alarms.

Control box included designed for surface mount or flush mount.
Dimensions : 92 x 51 x 38 mm
(Width x Height x Depth)

Passive radar reflectors

ECHOMAX



Made of reflective aluminium sheets enclosed in a polyethylene case. A symmetrical arrangement of interacting corners generates an echo with the largest possible reflective area, whatever the angle. Mast mounting or halyard hoist.

Model	Ref.	Reflective area m ²	Height mm	Ø mm	Weight kg	Approval
EM180	56192	8.10	478	174	1.4	
EM230 MIDI	175880	20	450	245	1.9	ISAF/ORC
EM230 MIDI BASEMOUNT	175881	20	432	245	2.3	ISAF/ORC
EM230	175873	24	610	245	2.3	ISO 8729-1
EM230 BR	56194	24	610	245	2.5	ISAF/ORC/SOLAS



Options & Accessories



Steel mount for passive radar reflector

Compatible with	EM180	EM230	EM230 BR	EM230 MIDI	EM230 MIDI BASEMOUNT	EM230BR
Mast mount	56193	48967	48967	48967	-	-
Deck mount	185921	175870	-	-	59056	59055






Inflatable radar reflector 61913

SOLAS approved for use on board liferafts and rescue boats.
Radar cross section : 10 m², complies with SOLAS requirements.
• Weight : 600 g.
• Packed dimensions : 230 x 305 mm.
• Inflated diameter : 615 mm.

Option

Rod kit
61914



Complies with ISAF/ORC

Octahedral type radar reflectors

Aluminium models, fold flat for easy storage. For optimum performance, the radar reflector must be mounted in catch rain orientation.

As the reflection capacity is proportional to the reflector's size, we advise you to choose a model with the largest possible reflection area. The radar reflector must be hoisted aloft as high as possible. Having a radar reflector on board is no substitute for an active watch.

Ref.	Max. reflective area	Dimensions	Weight
A 27015	3 m ²	215 x 215 x 280 mm	450 g
B 23648	5 m ²	300 x 300 x 415 mm	650 g
C 10074	7 m ²	340 x 340 x 470 mm	1000 g

complies with ISAF/ORC : diagonal > 456 mm



To be used as a complement : does not replace an active radar reflector

Tube-type radar reflectors

Clever shape : creates minimum windage and also less chafe on gear.

Model	Ref.	Max. reflective area	Dimensions	Weight
Sailboat (photo A)	25586	2 m ²	58 cm long Ø 5 cm	250 g
Features a shroud groove	39099	4 m ²	59 cm long Ø 10 cm	900 g
Powerboat (photo B)	25587	2 m ²	56 cm long Ø 5 cm	300 g
Features a mounting bracket	29496	4 m ²	56 cm long Ø 10 cm	1100 g

Fire fighting

Fire extinguishers are rated according to their capacity to put down different types of fire. A coefficient indicates the actual capacity and a letter indicates the type of fire for which a specific model is intended.

FIRE RATING
 A : solid, dry material fire (paper, wood, textiles...)
 B : liquid fire (petrol)
 C : gas fire (butane, propane...)
 F : cooking fats fires

Portable fire extinguishers



Powder fire extinguishers

Dry powder extinguishers are polyvalent : they can be used on most types of fire, except metal fire. They also provide efficient results on mixed fires.

Country	Approval	1 kg ABC with gauge	1 kg ABC without gauge	2 kg ABC with gauge
Germany	DIN - EN3/MPA	-	-	39814
France	NF - EN3/AFNOR	38354	57508	38360
Netherlands	BZ - EN3/NCP	-	-	38364
Sweden	SS - EN3/DNV	-	-	39815

Foam fire extinguisher

51517 : France
 2 liters with gauge.
 NF - EN3/AFNOR approved.

More specifically intended to put down a solid fire (rated A), a liquid fire (rated B) or a fire from cooking fats (rated F).
 Can also be used safely on electrical systems and electronic instruments (up to 1.000 V), with no risk to damage the instruments. The cooling effect prevents re-ignition. Non pulverulent, can be used in recessed areas.

Reference per country, according to national approval.

Always hold the fire extinguisher vertically to ensure optimum operation. When held horizontally, or slightly inclined, operation could be hindered. Always direct the extinguisher to the starting point of the fire and gradually move up following the flames. A fire extinguisher must be placed close to critical areas (engine compartment, galley, batteries...) and should always be easily accessible from inside as well as outside. To ensure a perfect operation, we recommend that you have your fire extinguisher checked periodically by a professional.



Technical characteristics

Model	Powder fire extinguishers			Foam fire extinguisher
	1 kg ABC without gauge	1 kg ABC with gauge	2 kg ABC with gauge	2 liters with gauge
Fire rating	5A-34B-C	5A-34B-C	13A-89B-C	8A/70B/25F
Pressure	Permanent			Permanent
Propellant	Nitrogen/Helium			Nitrogen/Helium
Power	300 kW	300 kW	450 kW	450 kW
Gauge	-	✓	✓	✓
Height	295 mm	295 mm	378 mm	378 mm
Diameter	82 mm	82 mm	108 mm	108 mm
Weight (full)	1.35 kg	1.35 kg	2.7 kg	2.7 kg
Discharge time	7.27 sec	7.8 sec	11 sec	21.30 sec.
Range	4 m	4 m	4 m	4 m
Bottle material	Aluminium			Aluminium
Re-fillable bottle	✓	✓	✓	✓
Mounting bracket	✓	✓	✓	✓

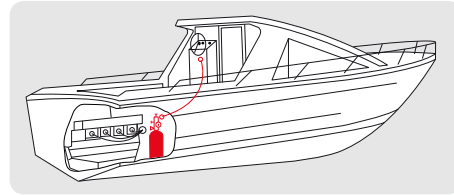
Fixed extinguishers

A fire extinguisher must be placed close to critical areas (engine compartment, galley, batteries...) and should always be easily accessible from inside as well as outside. To ensure a perfect operation, we recommend that you have your fire extinguisher checked periodically by a professional.

Gas fire extinguisher with remote activation

Fixed fire extinguishers to safely put down fires in recessed areas (engine compartment).
Gas activation, with no risk to damage the instruments or compartment and does not leave any residue.
No risks to humans and to the environment. Manual actuation by the remote control or automatic with the activation of the valve.

- Steel cylinder, CE.
- Extinguishing agent : HFC 227 Gas, non toxic.
- Suitable for class B and class C fire rating.
- Chromed brass valve, automatic activation when the ambient temperature reaches 93° C.
- Pipe with quick connect fittings and remote control.
- Chromed brass nozzles with 2 outlets, Ø 3/8" .
- Vertical mounting, supplied with wall-mounting bracket.



Complies with EN ISO 9094-1 - 9094-2



Model	Ref.	Max volume	Height	Ø	Weight	Max pipe length (x2)	Nozzle
1 kg	64397	1.7 m ³	390 mm	110 mm	3 kg	2 m	
3 kg	64398	5.1 m ³	410 mm	130 mm	5.3 kg	4 m	2
6 kg	64399	10 m ³	480 mm	160 mm	10 kg	5 m	

Automatic fire extinguisher, ABC powder

An automatic fire extinguisher is particularly suitable for the engine compartment : installed permanently, it operates automatically when the ambient temperature within the engine compartment reaches 79° C. It can be used on all kinds of fire except metal fire.

Rechargeable. Supplied with wall-mounting bracket and manometer.

Model	Ref.	Fire rating	Pressure	Propellant	Height mm	Ø mm	Weight kg	Discharge time	Range	Automatic operation temperature
1 kg	38367	ABC	Permanent	Nitrogen / Helium	242	82	1.450	6 sec	1.50 m (when installed at 3 m height)	79° C
2 kg	38368				378					

Fire extinguisher storage cases

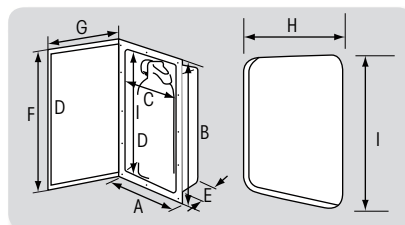
Allow safe and protected storage of a fire extinguisher in the cockpit or dashboard.
UV-resistant white ASA.

Storage case for 1 kg extinguisher.
Cut-out dimensions :
124 x 374 mm.



Model	Ref.
A without door	50006
B with transparent door	196666
C with solid door	196461

Dimensions (mm)									
A	B	C	D	E	F	G	H	I	
174	424	120	370	105	434	196	124	374	



Fire blanket 65757



Fibreglass fire blanket in rigid ABS container.
Complies with BS EN 1869 standard.
Blanket : 1 m x 1 m.
Material is continuous filament glass cloth.
Container : 200 x 170 x 30 mm
Pull twin tabs to operate.



Bailing out

(see also Pumps Chapter)

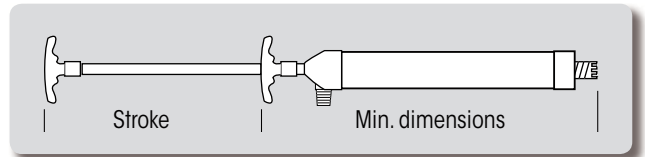


Hand pump



Pump alone	Pump + 1 m hose	Output per stroke	Min. dimensions	Stroke
14089	27074	0.50 L	480 mm	330 mm
14105	27075	0.75 L	630 mm	480 mm
14090	27076	1 L	790 mm	640 mm


25 m hose Ø 25 mm : **16209**



Plastic bucket

Handle with a loop for the rope.
Capacity : 10 L.

Model	Ref.	
Bucket without rope	14375	1
Bucket with rope	17576	5



Rubber bucket

14054
Aluminium handle.
Capacity : 7.5 L.
Height : 23 cm.
Ø : 26 cm.



Collapsible bucket

182510
25 cm diameter collapsible bucket with stainless steel handle. Zippered storage cover. Coated and sealed acrylic fabric.

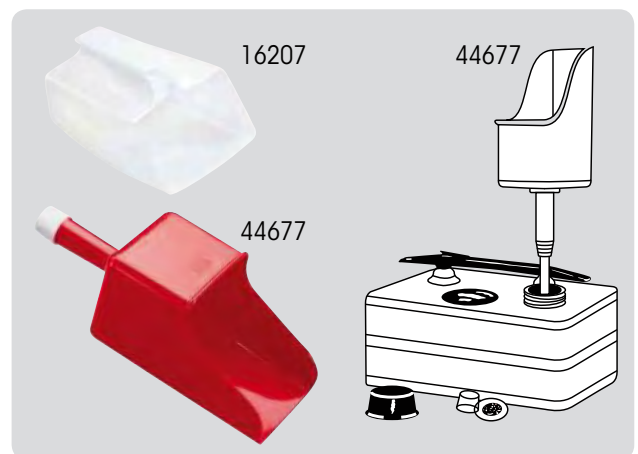


Wooden plugs

16323 : Set of 9 conical wooden plugs :
2 x 40 mm high x Ø 10-4 mm*
2 x 50 mm high x Ø 16-8 mm*
2 x 60 mm high x Ø 22-14 mm*
2 x 70 mm high x Ø 30-18 mm*
1 x 80 mm high x Ø 35-25 mm*

47428 : Set of 6 conical wooden plugs :
2 x high 60 mm x Ø 22-15 mm*
1 x high 115 mm x Ø 22-19 mm*
1 x high 110 mm x Ø 39-29 mm*
2 x high 110 mm x Ø 49-39 mm*
* Max.min diameter

10103 : Set of 9 conical wooden plugs :
3 x 110 mm high x Ø 29-19 mm*
3 x 110 mm high x Ø 39-29 mm*
3 x 110 mm high x Ø 50-40 mm*



Bailers

	Dimensions	Reference
Floating, flexible bailer	180 x 125 mm (L x w)	16207
Bailer-funnel with filter	290 x 110 mm (L x w)	44677

Flushmount safety ladder

51558

Helps any crewmember get back on board easily without external help.


Suitable for current use (bathing) or in case of Man Over Board.

Consists of 3 polypropylene steps and 1 st. steel handle assembled by a highly resistant line, (bright yellow Ø 3 mm polyester).

Ladder is stored in a polyamide tube with a grey polypropylene cap, for optimum protection and waterproofness.

The Man Over Board removes the cap, pulls the ladder down, and climbs onboard.

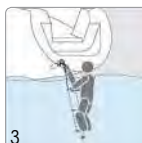
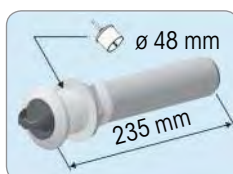
- Light.
- Very easy flush mount (like a thru-hull fitting).
- Transom or skirt mount (sail and power boats), just above waterline.



50 cm

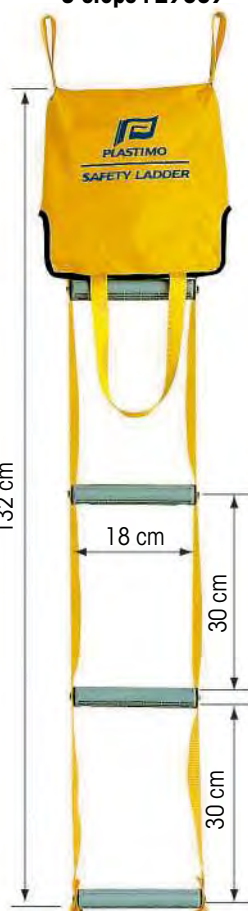
13,5 cm

30 cm



Safety ladder

- 4 steps : 29008
- 5 steps : 29009




132 cm


18 cm

30 cm

30 cm



Designed to increase safety on board, this ladder comes in a canvas bag with 2 handles : one handle to attach the bag alongside the boat ; the other handle for the man fallen overboard to grab. The bag pulls open and the ladder unfolds instantly, helping the person to get back on board easily.



Sea anchor

Highly resistant models. Easily folded for storage.


Model	Ref.	Dimensions	Material	Line	Type of use
A - SOLAS	52957	Length 60 cm - Ø 40 cm	PVC coated mesh fabric	30 m line	SOLAS liferafts, up to 10-person
B	25354	Length 80 cm - Width 35 cm	Polyester fabric	-	Horseshoe buoy, Dan buoy, etc.
C	61078	28 x 28 cm	PVC coated fabric	-	Horseshoe buoy, Dan buoy, etc.
D	52559	Length 90 cm - Width 75 cm	PVC coated fabric	30 m line	ISO 9650 liferafts, from 4 to 10 persons
E	18668	Length 120 cm - Ø 60 cm	PVC coated fabric	-	Sailboats & Powerboats

First aid

First aid set

Packed in a soft and water resistant pouch, the Crewmedic first-aid kits has been elaborated to provide the essential first care equipment during the vital minutes following an accident, before the arrival of the nearest rescue teams. Available in 3 versions : 30, 60 or 180 minutes. Each model floats, is water resistant and features a very handy hanging lanyard.

Ref.	Description
A 59041	30-minute model. Ideal for small boats, wind or kite surf, dinghies, jet-skis. Recommended for the immediate emergency situations.
B 59042	60-minute model. Suitable for boats up to approx. 7 m. Recommended for coastal navigation.
C 59043	180-minute model. Complete set, suitable for coastal or cross-channel use.

	30 minute model	60 minute model	80 minute model
Content	59041	59042	59043
Antiseptic wipes	4	4	10
Plasters (standard)	10	20	20
Safety pins	-	12	12
Eye bandage	1	1	2
Sterile eye/wound wash	1	2	2
Large adhesive wound dressing	1	2	5
Burn aid gel	1	1	1
Finger bandage	1	1	1
Resuscitation aid	1	1	1
Guidance notes	1	1	1
Vinyl gloves	-	1 pair	2 pairs
Triangular bandage	-	1	2
Medium sterile wound dressing	-	1	2
Knuckle plasters	-	5	5
Instant ice pack	-	1	1
Plaster dispenser	-	1	1
Large sterile wound dressing	-	-	1
Foil blanket	-	-	1
Crepe bandage	-	-	1
Gauze swabs	-	-	1 x 5
Burn aid dressing	-	-	1
Snaplight (30 minutes)	-	-	1



A



B



C

Anti-seasickness wrist band

64400

Natural method to provide effective nausea control for sufferers from seasickness.

Based on acupuncture principle (acupuncture without needles), no side effects.

Suitable for adults, pregnant women and children.

Elastic wristband : one size fits all, they adapt to all types of wrists. Washable and reusable.

Delivered in a plastic box. Sold in pairs.





Coastal
66002



Offshore
66003



Ocean
66004

Compliant with
Division 240
French regulation.

First aid kits

Allow the crew to cope with most incidents on board.

3 kits for coastal, river or blue water sailing. Come in a handy plastic case.

Ref.	Model	Type of navigation	Description
66002	Coastal	Coastal sailing : within 6 NM from shelter	Grey case 22 x 27 x 7 cm. Weight 0.400 kg
66003	Offshore/ Waterways	Offshore & river sailing : 6 to 60 NM from shelter	White case, 22 x 27 x 7 cm. Weight 0.700 kg
66004	Ocean	Blue water sailing : beyond 60 NM from shelter	White case, 37 x 25 x 9 cm. Weight 1.500 kg

Our first aid kits contain the medicine and products that comply with the French regulation (Division 240).

They feature the minimum contents to allow the crew to cope with most incidents.

As he feels appropriate, the skipper should not hesitate to top-up with additional medicine to match the navigation programme and the potential specific needs of some crew members.

Contents	Coastal 66002	Offshore/ waterways 66003	Ocean 66004
First aid guidance English/French	1	1	1
Sterile gauze pads 7.5 x 6.5 cm	5	5	5
Adhesive dressing to cut, 1 m x 6 cm	1	1	1
Adhesive dressings 1.9 x 7.2 cm	10	10	10
Small round adhesive dressings	10	10	10
Paraffin gauze dressings, 10 x 7.5 cm	-	-	8
Non-woven adhesive tape 5 m x 1.25 cm	1	1	1
Compression adhesive bandage	-	-	1
Cohesive elastic bandage 4 m x 10 cm	-	1	1
Hemostatic pad	-	1	1
Chlorhexidine sachets	-	10	10
Hydro-alcoholic gel	-	1 x 100 ml	1 x 100 ml
Vinyl gloves	-	2 pairs M + 2 pairs L	2 pairs M + 2 pairs L
Foil survival blanket	-	1	1
Safety pins	-	-	12
Scissors	-	-	1
Tweezers	-	-	1
Electronic thermometer	-	-	1

Basic 10322



Offshore
10320



Basic
10322



Coastal
10321

Ref.	Model	Description
10320	Offshore	Recommended for use on offshore cruisers. Its contents allow the crew to deal with most first aid incidents. Dimensions : 26 x 17 x 9 cm
10321	Coastal	Recommended for use on boats staying within 3 NM of the coast. Most minor first aid situations can be dealt with. Dimensions : 26 x 17 x 9 cm
10322	Basic	Useful for small boats, dinghies or as an additional kit for your boat's tender. Dimensions : 20.5 x 14 x 5.5 cm

Contents	Basic 10322	Coastal 10321	Offshore 10320 Wall mount
First aid guidance	1	1	1
Triangular bandages	-	2	3
Clinical thermometer (C°)	-	-	5
Survival blanket	-	-	1
Plastic fingerstalls	-	-	10
Scissors	-	1	1
St. steel forceps	-	-	1
Safety pins	6	6	6
Dressings assortment	10	10	20
Steristrip sutures	-	-	10
Sterile eye pad	-	-	1
Sterile compresses (7.5 cm x 7.5 cm)	3	3	1
Non-sterile stretch gauze straps	2	1	3
Sterile straps	2	4	4
Moist cleaning wipes	2	12	10
Sterile paraffined pads	-	-	4
Elastoplast strapping	1	-	3
Antiseptic cream (tube de 15 g)	1	1	-
Double sided low adherent pad	1	2	2
Woven sterile adhesive dressing	-	1	-

Survival equipment

Food & fresh water rations



Survival food rations

Survival food processed in our laboratories from an exclusive recipe, under the strict control of an independent health protection certified organisation.

Come as readily divided biscuits, each vacuum packed individually.

Standard pack ref. 14116 : 500 g. pack.

Other multiples and weights available on request.

- **500 g = 10.200 kJ**
- Best-before date : 5 years.

Compliant with : SOLAS 74/96, IMO MSC 48(66) LSA, ISO 18813.

Bureau Véritas approved.



Drinking water

Extremely pure water, treated and processed in our workshops under the strict control of an independent health protection certified organisation.

- Come in 125 ml individual portion sachets in aluminium coated polyethylene.
- Best-before date : 5 years.

Compliant with : SOLAS 74/96, IMO MSC 48(66) LSA, ISO 18813.

Bureau Véritas approved.



Order status	Description	Ref.	
Standard	Standard food rations	14116	1 box = 27 packs of 500 g each
On special request only	Standard food rations	301541	Pack of 500 g (9 x 55.5 g)
On special request only	Standard food rations	300442	Pack of 2 x 50 g
On special request only	Aircraft type food rations	300438	Pack of 4 x 50 g
On special request only	Food + water rations combined pack	300441	Pack of 2 x 50 g + 2 x 125 ml

Order status	Description	Ref.	
Standard	0.5 L bag drinking water (4 x 125 ml in foil coated PE sachets)	35541	28 x 0.5 L white bags
Standard	1 L bag drinking water (8 x 125 ml in foil coated PE sachets)	300445	15 x 1 L white bags
Standard	1.5 L drinking water (12 x 125 ml in foil coated PE sachets)	300448	10 x 1.5 L white bags
Standard	3 L drinking water (24 x 125 ml in foil coated PE sachets)	21368	5 x 3 L transparent bags
On special request only	1 L drinking water (10 x 100 ml in transparent PE sachets)	300444	-

Why should I take water in sachets on board, rather than a plain bottle of water ?

Drinking water processed in vacuum sachets is submitted to a special treatment which guarantees that the water will remain totally bacteria-free for 5 years, whatever the temperature fluctuations (from -30 to +40 °C). Standard drinking water in bottles will remain pure for 2 years maximum.

The 3-layer highly resistant packaging film contributes to the anti-bacteria protection over time and it also provides a high mechanical resistance : water sachets are designed to resist the high degree of compression in a liferaft and also resist a 35 m high drop (SOLAS standard), without leaking or bursting.



Water & food rations are processed in our Lorient facilities, run under ISO 9001:2015 standards

Survival suits



Thermal protective aid 42152

Foil coated polyethylene provides maximum protection in a temperature down to minus 30°C.
One size fits all.
Dimensions : 2.4 m x 1 m.
Weight : 160 g.



Insulated immersion suit

- Size L : 65563 (1.70 to 1.90 m)
- Size XL : 65564 (1.90 to 2.05 m)

Provides **buoyancy (150 N) and thermal insulation** to professionals onboard commercial and fishing vessels, windfarms and oil-rigging platforms.

- 5 mm CR neoprene, fire-retardant.
- 3-finger gloves.
- Non-slip rubber soles.
- Head cushion supports the neck and provides optimal floating angle
- Retro-reflective tapes on head, chest, arms and legs
- Whistle, lifeline, grab handle, hauling harness. Must be completed with a SOLAS safety light.
- Comes in a carry bag + paraffin wax for zipper care.



Thermal protective blanket 11057

Aluminium insulating blanket.
Dimensions : 1.60 m x 2.10 m



Shark-repellent sachet 301802

Water-soluble powder producing a highly repellent acid solution.

- Dimensions : 18 x 8 cm.
- Weight : 100 g.
- Expiring date : 3 years (in sealed sachet).

Safety knives



Floating safety knife

Floating knife with rounded blade for extra safety. 7 cm rigid stainless steel blade, serrated : ideal for rope or net cutting. Plastic handle.

Description	Ref.	Dimensions	
Folding knife	11053	Folded knife 115 x 35 mm	1
Fixed blade knife	300744	122 x 35 mm	12



Safety knife 65475

Stainless steel blade, sharp cutting inside, round outside for safe stowing.
Highly visible plastic non-slip handle, ergonomic for perfect grip in an emergency.
Length : 13.5 cm.
Weight : 56 g.
Supplied with durable casing that can be attached to belt or lifejacket.

Safety packages

Plastimo has defined two packages that comply with French Division 240 and are only given here as a guide to our foreign customers.

Although French specifications most probably do not apply to your country, you may find these selections helpful as recommended safety packages.

To comply with French rules, each package should be completed with extra equipment, for you to choose according to your boat size.

*Illustrated model :
COASTAL safety package
for 6 persons*



BASIC safety package < 2 NM (4 persons)

Ref. 64878

Black duffel bag, 100 L capacity, contains :

- 4 Storm-3 buoyancy aids, 100 N, sizes L & XL
- Foam fire extinguisher, 1 kg
- Bailer
- Mooring rope, 30 m x Ø 8 mm polypropylene

Should be completed with :

- Individual signalling device : 1 light stick or a flashlight (per person)
- Mooring line, either :
5 kg Grip kit ref. 46565 or 7 kg Grip kit ref. 46567, or
8 kg Brittany anchor package, ref. 35202, or
10 kg Brittany anchor package, ref. 35203
- Tide tables and schedule

COASTAL safety package < 6 NM (6 persons)

Ref. 64879

Black duffel bag, 100 L capacity, contains :

- 6 Storm-3 buoyancy aids, 100 N, sizes L & XL
- 1 orange horseshoe buoy, 1 fixed floating light
- Foam fire extinguisher, 1 kg
- Bailer, fog horn, anchor ball Ø 30 cm
- Mooring rope, 30 m x Ø 10 mm polypropylene
- Set of flags, 30 x 40 cm (French flag, N & C)

Should be completed with :

- Individual signalling device : 1 light stick or a flashlight (per person)
- Mooring line, either :
5 kg Grip kit ref. 46565 or 7 kg Grip kit ref. 46567, or
8 kg Brittany anchor package, ref. 35202, or
10 kg Brittany anchor package, ref. 35203
- 1 magnetic compass, either :
Bracket Offshore 55, white ref. 63855 or black ref. 63854, or
Binnacle-mount Basic white Offshore 75, black card, ref. 63863, or
Bracket-mount Basic white Offshore 75, black card, ref. 63864
- 3 red hand flares, ref. 61691
- Tide schedule and official marine charts
- International COLREG standards
- Description of local buoys and beacons system

Watercrafts such as jet skis, scooters

(French regulation since 1st May 2015)

Safety equipment legally required if riding within 6 NM from shelter :

- One lifejacket per person (or buoyant safety suit)
- Individual signalling device, watertight and running for 6 hours (W3 flashlight or light stick)
- Towing rope, kill cord, fire extinguisher
- Bailer or bucket or bilge pump



Bag alone (empty), ideal to contain your own selection of safety equipment

Bag sold empty.



Hook and buoyancy aids sold separately.

**110 L bag
62338**

Holdall bag in PVC coated polyester with rigid reinforced base. Zip closure. Features 2 interior compartments in mesh fabric to store the buoyancy aids and the safety equipments. 2 carrying handles. 2 velcro bands for hook and 1 external pouch in PVC crystal for the safety list or other document. Dimensions : 65 x 50 x 35 cm (L x W x H) ; Capacity : 110 L.

CE
EN ISO
12402-4

Pack of 100 N-Storm lifejackets

• **Pack 4 : 60909**

4 x 100 N-Storm lifejackets, size L/XL ref. 58360. Dim. : 62 x 35 x 30 cm (L x W x H)

• **Pack 6 : 60910**

6 x 100 N-Storm lifejackets, size L/XL ref. 58360. Dim. : 62 x 35 x 45 cm (L x W x H)

Pack of Storm lifejackets in PVC storage bag. Zip fastener and mesh for ventilation.



Grab bags

1 bag,
2 capacities :
20 to 40 L.

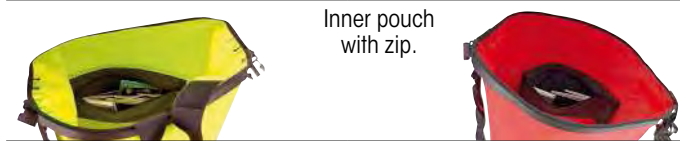


64694

64693

Waterproof drybags

Waterproof extendable Drybag	Waterproof cylinder Drybag
Lime yellow : 64694	Red : 64693
Extendable : 20 to 40 L	45 L
All-round zipper doubles the storage space. Vibrant yellow colour ideal to spot your grab bag in an emergency.	
IP66 protection rating.	
Bag in tough 500D Tarpaulin.	
Backpack shoulder straps for optimal comfort.	
Roll-down closure system.	
Velcro belt keeps the bag tightly closed and compact.	-
Dim. : Ø 29,5 cm x H 66 cm (H 87 cm when extended).	Dim. : Ø 29,5 cm x H 92 cm.



Inner pouch with zip.

J.M. Liot ©



Survival backpack 58048

Watertight backpack in highly resistant red 500 D PVC. Roll down closure system and webbing straps. Foam-padded and ventilated back and straps. Side pocket on the belt. Interior pocket. Fitted with one carrying handle. Perfect for water activities : sailing, kayaking, canoeing, rafting, fishing, etc.

- Dimensions : Ø 36 cm, height (closed bag) : 62 cm.
- Capacity : 63 litres.

"The best vertical holdall bag !"
"It is the best designed bag among the 8 models we tested. Wide comfortable shoulder straps, nicely padded back, waist strap, semi-rigid batten to roll down the bag's neck easily, straps to tighten the top and provide optimal watertightness, big ergonomic handle, it's got it all."
Voile Magazine, January 2013



Waterproof storage

To store safety equipment, medicine or personal belongings. Possibility to add a carrying rope. Opening Ø : 136 mm. Overall Ø : 250 mm.



Silicone gasket for optimum water resistance

Ergonomic cover for easy transport.

Capacity	Height	Ref.	Capacity	Height	Ref.
6 L	20.3 cm	62341	12 L	38.3 cm	62343
8 L	26.3 cm	62342	15 L	44.3cm	62344

SOS Grab Bag 38160



Rugged construction (nylon + polyurethane); yellow colour for instant identification. Adjustable handle, easy to grab and carry. Spray and splash-proof thanks to rolled closure system with velcro strap.

- Dimensions : 25 cm length x 15 cm width x 35 cm height.
- Capacity : 10 litres.

Lifecell



A buoyant platform that stores all essential emergency gear : combines the functions of ditch kit and lifeboat.

SOLAS approved in orange colour.

- Provides safe and waterproof storage for distress flares, handheld VHF, lightsticks, EPIRB and PLB and any survival or rescue equipment.
- Lifeboat for casualties



2 year Warranty



65940



65936

Contents/emergency equipment not included




65939



Crewman 65941 : main dry box + second dry box

Model	Ref.	Colour	Provides buoyancy for	Actual buoyancy	External dimensions	Dry storage capacity	Dry storage dimensions	Provides dry storage for
Trailer Boat	65936	Orange/SOLAS	1 person	15 kg	420 x 420 x 170	4 Litres	200 x 270 x 75	2-4 persons
	65937	White						
Yachtsman	65938	Orange/SOLAS	1 person	20 kg	590 x 420 x 170	7,8 Litres	285 x 260 x 105	4 persons
	65939	White						
Trawlerman	65940	Orange/SOLAS	3 persons	50 kg	535 x 560 x 220	11 Litres	295 x 235 x 160	6 persons
Crewman	65941	Orange/SOLAS	4 persons	60 kg	700 x 580 x 220	17,2 Litres (11 + 5,2 L)	295 x 235 x 160*	8 persons
							140 x 235 x 160**	

*Main dry box / **Second dry box



Lifeboat

Distress beacons



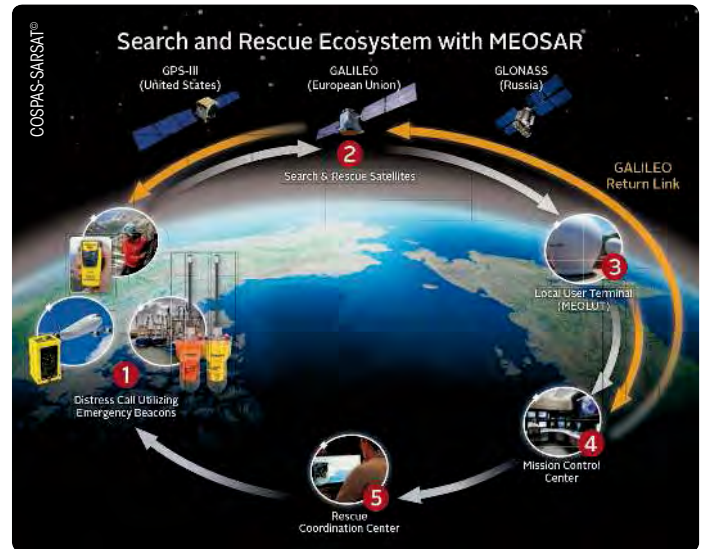
Our range of electronic emergency location equipment has been specifically designed for your optimum safety at sea. Joining forces with the world leader in electronic emergency location products, we are proud to present the Kannad Marine emergency location solutions, for use on professional and recreational vessels.

Our range features a large choice of personal beacons (PLBs), and EPIRBs for boat.

The COSPAS-SARSAT satellite system

406 MHz EPIRBs and PLBs work together with the COSPAS-SARSAT satellite system which provides true global distress alert coverage. The satellites can determine the position of your EPIRB or PLB within ± 62 metres (GPS versions) or 5 km (3 miles) for standard types without GPS. The coded message identifies the exact vessel to which the EPIRB is registered, or the person the PLB is registered to.

GPS-enabled EPIRBs and PLBs feature built-in multi-channel GPS receivers. Highly accurate, they will enable rescue teams to come straight to your location. EPIRBs and PLBs also feature a secondary homing beacon, which transmits on 121.5 MHz frequency, for the final phase of rescue search.



Should I select an EPIRB or a PLB ?

EPIRBs (Emergency Position Indicating Radio Beacon) or PLBs (Personal Locator Beacons) are used to alert search and rescue services in the event of an emergency, by transmitting a coded message on the 406 MHz distress frequency. This message is relayed through satellite and earth station to the nearest rescue co-ordination centre. These beacons offer a modern alternative to traditional rocket flares, with the added advantage of global coverage.

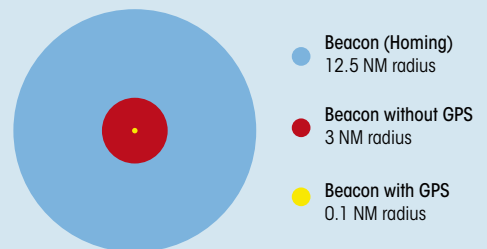
EPIRBs and PLBs are subscription free (according to countries).

	EPIRB boat beacon	PLB personal beacon
Application	Marine use (professional boats, recreational boats, blue water cruising & racing)	Marine, land, air (recreational boats, blue water cruising and racing, trekking...)
Floating*	Yes	Yes, when fitted with the buoyancy pouch included.
Flashlight	Yes	Depending on the model
Endurance	48 h minimum	24 h minimum
Installation	Traditionally mounted on the vessel	Handheld model
Activation	Auto model <ul style="list-style-type: none"> Hydrostatic release. Manual by throwing the beacon into the sea. Manual by using the On switch. 	Manual model <ul style="list-style-type: none"> Manual by throwing the beacon into the sea. Manual by using the On switch.

*EPIRBs operate without restrictions while floating. PLBs must be kept in the appropriate position when floating, to keep the signal emission clear.

Should I select a GPS in option ?

EPIRBs and PLBs with GPS give instant alerts and high precision. It computes your position exactly when the alert signal is sent and transmits it to the COSPAS-SARSAT satellites, then to the Search and Rescue services (SAR), and updates your position every 20 minutes in relation to drifting.



Coding my distress beacon

The distress beacon (EPIRB or PLB) is coded in order to transmit the appropriate information through the 406 MHz distress frequency when activated. You must register the EPIRB or PLB with the national authorities of the country for which the PLB was originally serial coded.

EPIRBs Boat beacons



The world's most powerful EPIRBs.

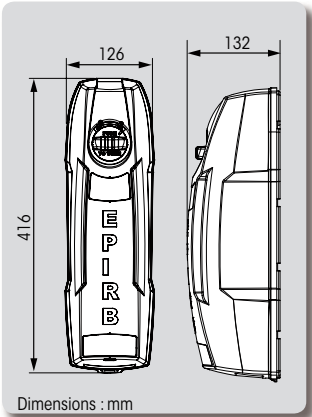
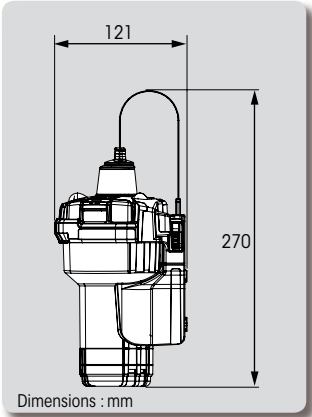
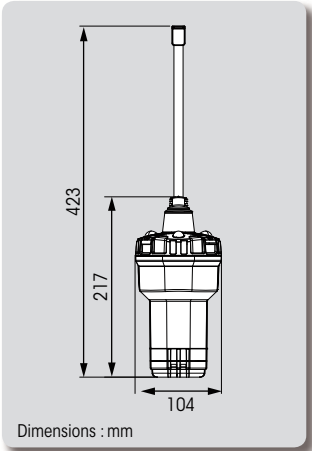
The SAFEPRO AIS EPIRBs offer accelerated rescue via a unique combination of four search and rescue frequencies, with greater location accuracy through multi GNSS (GPS, Galileo and GLONASS) receivers and the localised rescue power of AIS.

5 year Warranty Provided you register your beacon on www.mcmurdomarine.com/register-your-warranty



Auto-housing included with ref. 65600/65602/65604.

*Uncoded references. Fill in the beacon coding form on www.plastimo.com.



Model	Ref.*	Auto housing	Manual bracket	Multi-GNSS	AIS	Carry strap	Water switches
SAFE	65599	-	✓	-	-	✓	✓
	65600	✓	-	-	-	✓	✓
SAFEPRO	65601	-	✓	✓	-	✓	✓
	65602	✓	-	✓	-	✓	✓
SAFEPRO AIS	65603	-	✓	✓	✓	✓	✓
	65604	✓	-	✓	✓	✓	✓

Kannad SAFE

Kannad SAFE features :

- 406 MHz.
- 121.5 MHz.
- 10-year battery*.
- Minimum 48 hours operation time.
- Self-Test Button***.
- Meosar compatible.
- Carry strap for carrying assistance in time

- Mounting option - Manual bracket or float-free auto-housing.
- Battery – easier replaceable battery.
- 360° strobe light.
- Impact absorbing ruggedized base.
- Prevents accidental activations.
- Safety bracket to prevent accidental activations.

Kannad SAFE PRO

All Kannad SAFE features

PLUS :

- 72 Channel GNSS receiver (GPS, Galileo**, GLONASS).

Kannad SAFEPRO-AIS

All Kannad SAFEPRO features

PLUS :

- AIS.

* Recommendation is that EPIRB has a 5-year health check by an approved service agent. This will include a 1-year warranty extension.

** Available once Galileo is fully operational, which is expected in the beginning of 2019.

*** Recommendation - 1 test a month. Long tests twice a year. Long tests to be conducted in full view of sky.

EPIRBs must be pre-programmed with MMSI code by any approved Kannad service station.

PLBs - Personal Locator Beacons

PLBs feature serialised programming by default. When buying a new beacon, you will have to register it with the relevant national authorities of the country for which the PLB was originally serial coded.



406 MHz PLB with GNSS 66918

Designed to be carried with you at all times : fits ideally in a lifejacket or a sailing jacket, it also offers a perfect grip.

Once activated, the PLB transmits 2 distress signals simultaneously, operating :

- on the global Cospas-Sarsat satellite search and rescue system with the **406 MHz** frequency, for worldwide and 24 h/24 location thanks to the unique beacon ID.
The GPS combined with the 406 MHz frequency offer even faster and more accurate location of the man over board.
- on the **121.5 MHz** homing frequency, so that when emergency service and rescue squadrons get close, they can "home in" on the signal for more accurate location, to speed up the time of rescue.



- Ultra **compact** (111 x 50 x 35 mm) and **lightweight** (165 g only).
- **Waterproof** to 10 metres.
- **Buoyant** when used with its flotation pouch, supplied as standard.
- Subscription-free and no call charges.
- Cospas-Sarsat T.001/T.007 class 2 classification.
- Satellite transmit signal : 406.037 MHz at 5 mW.
- Homing signal : 121.5 MHz at 50 mW.
- 6-year replaceable lithium battery.
- Operational battery life : 24 h minimum once activated.
- Secured 3-stage activation.
- International approvals.

406 MHz PLB with GNSS

Ref.

Serial code for France

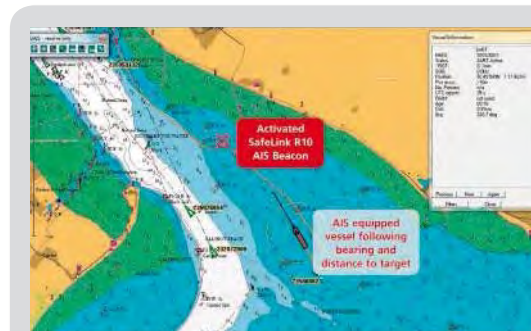
66918

Supplied with buoyancy pouch, universal belt pouch in soft nylon and wrist strap.

Safelink R 10, AIS SRS personal beacon 60875

includes buoyant pouch.

The SRS (Survivor Recovery System) AIS is an innovative personal safety device developed to assist with recovery of persons in difficulty at sea. Incorporating both AIS and GPS technologies, the beacon is manually activated and transmits a unique and structured alert message and exact GPS position to the survivor.



Accurate target survivor information in GPS position form and, if your chartplotter configuration allows it, in icons form.

How Safelink R 10 works :

- Activated manually in an emergency situation
- An alert message is transmitted to all AIS receivers and AIS enabled chart plotters within a 4 NM radius (typical)
- Precise target survivor information including GPS position becomes viewable when the chart plotter cursor is positioned over the icon.
- Provides exact location, distance and bearing to locate person(s) in need of assistance.



• Buoyant.

- Activation : Manual.
- Battery type : 6 V lithium metal.
- Battery lifetime : 7 years.
- Weight : 120 g.
- Dimensions : L 123 x W 45 x Th. 25 mm.
- Buzzer.
- Reception frequency : Channel 1 : 161.975 MHz - Channel 2 : 162.025 MHz.
- Unique serialised ID : Serial.
- Updated GPS position : Every minute.
- Watertightness : Water resistant to 5 m.
- Operating temperature : -20° C/+55° C.
- Storage temperature : -30° C/+70° C.
- Power : 2 W.
- 4 NM radius.
- 24-hour transmission minimum.



KANNAD SafeLink AIS SART2 67033

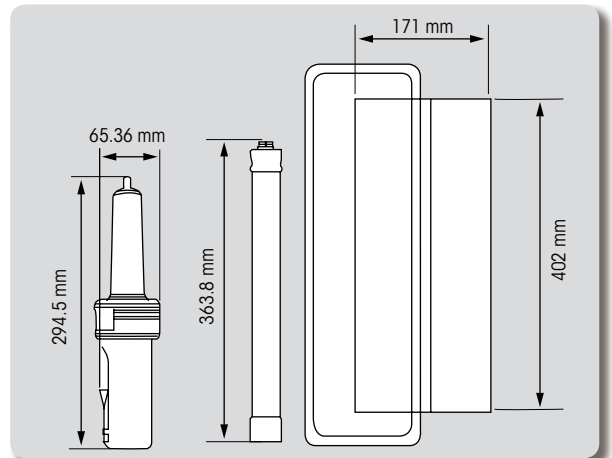
The SafeLink AIS SART2 is a manual deployment survival craft AIS Search and Rescue Transmitter (AIS SART), intended for use on life rafts or survival craft. **It meets IMO SOLAS requirements.**

Compact, easy to operate and deploy, the SafeLink AIS Search and Rescue locating device is a portable transponder packed inside a quick release carry off bag.

SafeLink AIS SART2 transmits information including structured alert messages, GPS position information and serialized identity number. Once activated the SafeLink AIS SART2 transmits continually for a minimum of 96 hours.

An inbuilt high precision GNSS receiver provides accurate position information to assist in quick location of survival craft. Whether wall mounted in the ships bridge or packed inside a survival craft, the highly visible and buoyant carry case affords maximum protection.

- Internationally approved.
- Ship or Survival craft options.
- Waterproof to 10m.
- Buoyant/floats.
- Rugged, compact and lightweight.
- Minimum 96 hour operational battery life.
- 6 year battery life.
- Visual indication of operation.
- Built-in test facility.
- Mounting options - Internal/External.
- Transmits GPS coordinates.
- Interoperability with AIS Users.
- Telescopic Mounting Pole included.
- Comes with protective carry off bag.



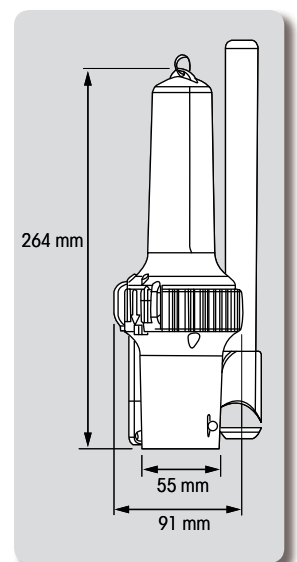
RESCUER 2 SART 65262

The RESCUER 2 SART is a 9 GHz X-band radar transponder designed to assist rescue operations of ships in the most challenging environment.

It is compliant with IMO, SOLAS and GMDSS requirements.

Once activated and when a radar signal is received from a ship or aircraft, the RESCUER 2 automatically transmits a response signal which clearly identifies the lifeboat on the radar screen. In use, the RESCUER 2 will remain in standby mode for more than 96 hours and will automatically begin transmitting upon receipt of a radar transmission.

- For ships or lifeboats.
- Floating and waterproof at 10 meters.
- Compact and lightweight.
- Battery life : 5 years.
- Replaceable battery.
- Audio / visual indication of operations.
- Integrated lanyard.



GPS connected beacons

Tifiz beacons allow to geolocate at any time in real time someone or something on a mobile, a tablet or a computer. You just need to put Tifiz in your pocket, in a bag or to fix on your boat. It operates with no need for a SIM card and does not require any installation or wiring. When the beacon moves, it sends the GPS localization through the Sigfox network*. Transmission frequency is adjustable : 2 minutes, 10 minutes (default value), 12 hours and 24 hours.

Alert button : simply press the button and Tifiz sends an SMS alert to indicate your position to a predefined person.



On the JIBE lifejacket, Tifiz beacon slips in the chest pocket.



TiFiz XtrakR
66591

Rechargeable beacon for nautical activities

Ideal when sailing, kayaking, riding a SUP or jet-ski, aquating hiking... with its tiny format and light weight, you will easily take it along everywhere !

- Embedded technology : Bluetooth, NFC, Sigfox.
- **Micro-USB charger.**
- Battery life: **from 3 to 5 months.**
- Size : L100 x l 51 x H 17 mm.
- Weight : 45 g.



TiFiz Xtrak
66592

Long-life battery beacon, your monitoring partner

When fixed on your boat, the beacon locates her at all times and sends you an alert if the boat get out of the predefined perimeter.

- Embedded technology : Sigfox.
- **Replaceable battery LiSoCl2.**
- Battery life : **up to 3 years.**
- Comes with magnetic backing.
- Size : L100 x l 51 x H 30 mm.
- Weight : 70 g.

Common features

- GPS localization.
- Accelerometer.
- Battery charge status and low battery indication.
- Shockproof (IK10).
- IP67 waterproof.
- Anti-corrosion treatment on screws.
- Alert button (GPS location).
- Adjustable transmission frequency (from every 2 minutes to once a day).

*What is Sigfox ?

Narrow Low Power Wide Area Network dedicated to connect objects (IOT) which use radiofrequency signals. Sigfox allows objects to communicate with each other using short messages (up to 140 messages of 12 bytes per day) without having to use a mobile phone.

Check the Sigfox coverage worldwide on : <http://www.sigfox.com/en/coverage>

Network advantages :

- Low consumption.
- Impossible to scramble.
- Impossible to detect.
- No roaming fee.

How does it work ?

- Create your personal account on www.mytifiz.com or with My Tifiz application.
- Choose the option which suits you best : pre-paid cards or subscription.
- Add name and configure your Tifiz tracker(s) : 1 mobile phone number for geolocated SMS alert, create text message, e-mail address (2 maximum), surveillance perimeter...
- Activate and test the Tifiz tracker connectivity with the Sigfox network by pressing on the button.

What do I need ?

A smartphone (IOS or Android) or a tablet or a computer with Internet connection or a basic mobile phone provided it can receive an SMS (with basic phone, only alert message is available without geolocation).

Distress signals & Flares



Signal kits



Recreational BOATING*	Professional & navy
61695	61696
3 handflares	6 handflares
3 parachute rockets	4 parachute rockets
2 buoyant smokes	2 buoyant smokes

*Contents compliant with French regulation.



WARNING :

Distress signals and flares are safety products : they must be used with the utmost care and only in an emergency at sea. Always point signals and flares outboard/downwind. Do not point at people. Do not use if damaged or dented. Do not use after expiry date. Store in a dry place, easily accessible and away from source of heat. Read instructions carefully before use. All instructions for flares and distress signals are in English.

Red handflares



Burns for 60 sec. at 15.000 candela.
Pull-wire ignition system.
Dimensions (L x Ø) 20.5 x 3.7 cm.
• 1 flare : **61692**
• Set of 3 flares : **61691**



Mini-flares 300575

Kit includes a penjector and 6 red aerial flare cartridges.
Each flare, ejected at a height of 50 m, burns for 4 seconds at 5.000 candela. Penjector equally suitable for use with anti-collision white mini-flares.

- Refill :
9 white mini-flares : **300580**
9 red mini-flares : **38890**
- Anodised aluminium penjector alone : **300579**



Parachute rocket 61693



Burns red for 40 sec. at 30.000 candela.
Rocket height : 300 m.
Pull-wire ignition.
Dimensions 25.5 x 4.7 cm (L x Ø).



Buoyant smoke 61694



For day use.
Produces orange smoke.
Burns for 3 minutes.
Pull-wire ignition.



White handflares

1 flare : 61712
Set of 3 flares : 61713

Collision warning signal.
Burns for 30 sec. at 10.000 candela.
Pull-wire ignition.



Odeo Flare MK4, LED signal

66475

LED emergency signal, **visible up to 6 NM**. Also includes infra-red capability.
Compact, **floating and waterproof**.

Manufactured following SOLAS specs, Odeo Flare is an additional signal, which does not replace red hand flares in countries where legislation requires pyrotechnic distress signals.

Operated by rotating the top part.

Bottom of body is secured with locking device, opens when you need to replace batteries.

- Detection range increased to 3 NM minimum and up to 6 NM in optimum clear weather.
- Vertical detection range of signal also increased.
- Red LED's + mirrors and international SOS signal.
- Infra-red capability for night-time search and rescue.
- Performance optimized with 4 x L91 lithium batteries : operating life increased up to 9 hours continuous, vs. 3 hours with 4 alkaline batteries. Accepts all battery types, including rechargeable models. Batteries not included in original supply.
- Waterproof : tested to IP68 at 100 m depth for 1 hour.
- **Floating and more compact** : 122 mm x Ø 64 mm.
- Weight : 150 g with lithium batteries, 180 g with alkaline batteries.



A safe, efficient and sustainable addition to distress equipment on board. Also ideal for jet ski, kitesurf, kayak, SUP or even hiking.

Safe disposal of marine distress signals and flares

Plastimo is committed to preserving the health and safety of people as well as the environment.

Time expired or used marine pyrotechnics must be disposed of in strict compliance with local regulations.

Plastimo recommends that you contact your local council or maritime rescue co-ordination centre, to be informed of the rules in force locally and the disposal facilities available.



Red handflare

Single flare: 61714

Set of 3 flares: 61715

Burns for 60 sec. at 15.000 candela.
Very compact. Telescopic handle contributes to safe handling.
Pull-wire ignition system.



Parachute red rocket

61716

Long range distress signalling, from a ship's bridge, lifeboats and liferafts. Instantly projects the payload to a height of 300 m. The parachute suspended red rocket is ejected and burns for 40 sec. at 30.000 candela.
Pull-wire ignition system.



Day/night signal

61718

Compact personal survival signal incorporating a red flare at one end for night use, and an orange smoke at the other end for daylight use. Both ends are coded for easy night identification and can be fired independently.

CAUTION

Distress signals and flares must be used with safety precautions :

- Wear a protection glove before you pull the ignition system ;
- Never point a distress flare at a person ;
- Hold the flare downwind at arm's length above the water ;
- Do not look at the burning flare, turn your head ;
- When burning is over, put it in a bucket of cold water to cool down. Keep it on board until you bring it back to a collecting station ;
- Never use a flare that has past its expiry date.



Protection gloves

418797

Tough cowhide leather with cloth inside. Reinforced protection on palm, back and along index. Canvas cuff. EN420 - EN388 (4, 2, 2, 4) compliant.



Buoyant lifesmoke

61717

Designed for daylight use : releases dense, orange smoke for a minimum of 3 min. Safe to operate on petrol or oil-covered water. Pull-wire ignition system.



Speedline Linethrower 250

61719

Speedline Linethrower 250 allows to pass a 250 metre line quickly and accurately between 2 vessels or from the shore to a vessel or to a man overboard. Designed for the most extreme weather conditions.

Consists of a waterproof plastic casing with handle, a rocket and a line (Ø 4 mm).
Weight : 4.3 kg
Dimensions (L x H x Ø) : 330 x 313 x 205 mm.



Spare part

Spare rocket

61720



ManOverBoard

61721

The ManOverBoard is a combined day and night marker, designed for attachment to an emergency lifebuoy (mini. 4 kg) by a lanyard. When the lifebuoy is released, the marker indicates its position by producing dense orange smoke for 15 minutes and activating 2 lights burning at 2 candela for 2 hours. Can be installed up to 60 m height. Supplied with bracket.
Weight : 4.7 kg without bracket (6.7 kg with bracket)
Dimensions (L x Ø) : 453 x 275 mm.



Liferafts



Photos : Arand-Getty ; B. Leglatrin - 16854 ©

An exclusive warranty supported by a unique quality

Building on a unique 40-year expertise as liferaft designer and manufacturer, Plastimo confidently commit themselves :

- design by our own R & D team, fully dedicated to your safety.
- exclusive and patented construction technology.
- production in our Plastimo factories, ISO 9001 certified.

With such quality features now extended over a longer period of time... No doubt, a Plastimo liferaft is your best investment and safest choice

ISO 9001

BUREAU VERITAS
Certification



18-year
manufacturer's
Warranty

Retroactive to all our liferafts manufactured since 2013.



Yvan Zedda - Groupe BPCE ©

Trimaran Banque Populaire IX, skipper Armel Le Cléac'h



Gilles Martin Raget ©

Figaro Bénéteau 3



CharalSailingTeam ©

60' Imoca Charal, skipper Jérémie Beyou



Yann Riou - Macif ©

Trimaran Macif, skipper François Gabart

SELECTED BY THOSE-WHO-KNOW

Plastimo is the proud Safety Partner of the sailing elite. This privilege means even more to us, as these exceptional sailors are in the unusual position to have actually tested different liferaft types and brands : the compulsory safety trainings that they must attend, enable them to make up their own mind about the essentials in liferaft quality and performance.

So when the most prestigious sailors trust Plastimo for their safety, when 100 % of Ultime skippers choose a Plastimo liferaft, when Classe Figaro Bénéteau selects a Plastimo liferaft for its foiling Figaro 3, when the organizer of the Golden Globe Challenge chooses our liferaft for a race around the world where the unexpected is more likely to happen than with regular boating... Yes, we are very proud !



Our R & D team is also extremely interested in racers' feedback :

it gives us additional hints on how to make the liferaft more accessible, how to make it lighter in weight and more compact if possible... Plastimo is always keeping an ear closely tuned to "those-who-know" and has developed and certified specific liferaft versions : one with a specific emergency pack, the other with a custom folding process so that it fits through an escape hatch...

Some races are almost closer to sea adventure than actual navigation... so by trusting Plastimo products, these awesome racers help us make safety at sea improve and go forward.



**MADE BY
PLASTIMO**



GOLDEN°GL°BE°RACE

Blue Water Liferaft - TRANSOCEAN ISO 9650-1 Standard survival pack* : Rescue within 24 hours

Model	Capacity	Valise / Canister	Ref.	Dimensions	Weight
Liferaft packed lower/ longer (Mini 6.50 hatch type)	4 -man	Valise (6 handles)	61594**	78 x 41 x 27 cm	30 kg
Figaro 3 liferaft	4 -man	Canister	52162	74 x 47.5 x 26.5 cm	33.5 kg

* Contains no survival food/water : survival rations must be included in grab bag according to race OSR.

** On special order, please contact our sales desk.

Manufactured in our Lorient factory as a result of a cooperation with Mini 6.50 racers : ISO 9650-1 liferaft, 4-man, < 24 hours, special folding to fit through an escape hatch. Features 4 extra handles (to meet requirement to be able to launch liferaft in less than 15 seconds).

10 reasons **+1** for a Plas

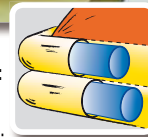
Because the sea is capable of the best but also of the worst, because the sea is unpredictable, your safety cannot be a question of optional extras and compromise solutions : your safety must be complete. This is our philosophy at Plastimo, and that's why our liferafts are different.

1 By coming to Plastimo, the Specialist of Safety Equipment for close to 60 years, you are sure to make the right choice.



2 Only Plastimo liferafts feature a double chamber construction.

Ever since our first liferafts in 1978, we have used the "tube-within-a-tube" construction originally developed by our R & D : a polyurethane inner chamber within a PVC coated outer shell.



PLASTIMO EXCLUSIVITY :
the double chamber

This construction allows :

- to take advantage of the very best features of every material : offering extreme resistance outside, and perfect airtightness inside ;
- to simplify servicing : the outer shell is closed by a heavy duty nylon zipper, which allows for easy access, should the inner chamber need to be removed for repair ;
- to repair more easily at sea, especially if damage is situated below the waterline.



3 You will feel safe. Our liferafts "adhere" to the sea.

For additional safety, our liferafts feature large deep ballast pockets, to improve the stability of the liferaft and reduce drifting.

Plastimo ballast pockets feature a very large opening to facilitate the quick loading of water as soon as the liferaft is launched. Ballast pockets are ideally located on the outer ring of the liferaft for increased stability.



4 You won't lose the survival equipment.

In all Plastimo liferafts, the survival equipment is packed in a watertight pouch that is secured inside the raft ; whatever

the conditions, the equipment will always be close at hand, and also visible through the transparent pouch with velcro closure.

Plastimo liferaft on board

5 We run our factory under ISO 9001 standard.

Sewing, welding or trading inflatable structures is not enough to make you a liferaft specialist. At Plastimo, all operations are certified by Bureau Veritas as ISO 9001 compliant : product design, selection of materials, production and testing process. Our factory and teams are audited at regular intervals by independent officers in order to obtain the renewal of our certification, which guarantees a consistent quality of our liferafts.



6 We select carefully and audit regularly the technicians who will service your liferaft.

Once you have purchased a liferaft, we have just done a little bit of the job : just starting a long-term relationship through

your local servicing station. When subscribing to the Plastimo customer service philosophy, these stations also commit themselves to regular training in our factory and subscribe to regular audits by Quality team, to keep up with Plastimo safety requirements.



9 Trust the Made In France quality and service of a long-established company, renowned as Safety Specialist.

Every liferaft that Plastimo launches on the market comes out of our Lorient-France factory. Over 40 years of liferaft manufacturing and servicing give our engineers and technicians a unique experience and feedback for you and your crew to rely on.

**MADE BY
PLASTIMO**



Vincent Curutchei -
ALeA - Macif



Ph. Plisson

7 Should the unexpected happen, leading you to use your liferaft in a shipwreck, we will service your raft or replace it free of charge.

We are anxious to know you : learning from your own experience enables us to keep innovating and remain The Safety Specialist.

8 Wherever your cruise may take you, you will find a station to service your liferaft, in most places of the world.

We have been exporting liferafts worldwide for over 40 years. This unique experience gives you the assurance that our network of technical partners is perfectly tested and trained to service your liferaft. Wherever you are, you will find competent technicians to assist you. See list of Plastimo authorized stations on www.plastimo.com

10 Selected by the sailing Elite

100 % of Ultime trimarans, 100 % of Figaro Bénéteau 3, the majority of 60' Imoca, Class 40 and Mini 6.50... The most prestigious skippers are often those who take most risks, and we are very proud that they trust Plastimo for safety.

10 **+1**

Your Plastimo liferaft is backed by a 18-year warranty

Over 40 years of production and thousands of liferafts in service across the world justify our confidence and our exceptional commitment : an 18-year warranty rests on a proven technology, an uncompromised quality and it also gives clear evidence of our corporate contribution to more sustainable products.

18year
Warranty



The specialist of safety at sea

Plastimo has been the leading designer and manufacturer of safety equipment for close to 60 years : our Research and Development team, whose know-how is supported by the most sophisticated industrial tools, is totally dedicated to your safety. Constant research on materials and techniques, combined with unique engineering skills, have made PLASTIMO THE INNOVATING PIONEER OF LIFERAFT TECHNOLOGY.

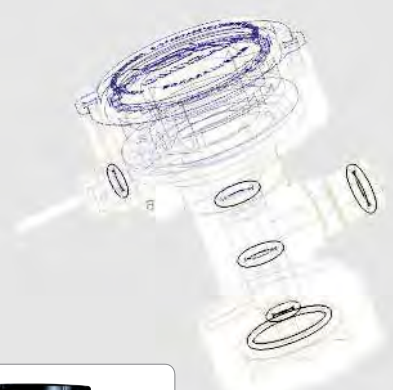


PLASTIMO exclusivity

B. Leglatin ©

Totally hand-stitched !

Plastimo liferafts use no glue in their construction, which eliminates all risks of fabric degradation by solvents that would be confined in a watertight pouch for 3 years with no checking possibility. The absence of solvents is a technical feature contributing to durability and long life, and the stitched technology provides the extra mechanical resistance that can resist the gas pressure suddenly and forcefully released when firing the liferaft. Every stitched seam is then sealed with a thermo-welded ribbon for watertightness.



PLASTIMO exclusivity

Double chamber

Plastimo is the only manufacturer who offers the double chamber construction, an exclusive manufacturing process providing a resistance to perforation and abrasion unmatched in the industry :

- outer envelope in 1100 Dx polyester, PVC coated, offering the best resistance to abrasion,

- air chamber in polyurethane with an astonishing 600 % stretching capacity, guaranteeing absolute water and airtightness.



Double action firing head

Developed by Plastimo engineers and used on all our liferaft models, our **patented firing head** requires minimal pull on the firing lanyard for easy inflation and deployment : it is actuated by hand (10 %) and by gas pressure (90 %). Even a child or an injured person can blow the liferaft open.

PLASTIMO innovation



PLASTIMO invention

Sealed protective envelope

Remember... It is Plastimo who invented the vacuum-sealed protective envelope, an ingenious technical addition -adopted since by many other manufacturers- which protects perfectly the folded liferaft, within its valise or container.

These technical benefits combined with a highly professional service allowed Plastimo to be the first to proudly introduce the 18-year warranty on its liferafts, provided of course that the raft has been serviced at required intervals in one of our authorised stations.

18-year
manufacturer's
Warranty

Our philosophy to Safety and our very demanding standards in the production of liferafts have allowed Plastimo to be awarded the official recognition of its quality assurance procedures, according to ISO 9001:2015 international standards.

The BV/ISO 9001:2015 is an international reference, only awarded after a very serious audit of the company's quality procedures. By obtaining this most valuable certificate, Plastimo confirms that it belongs to the top performing companies on the market, one of those that customers and suppliers trust for quality products and service.

Every liferaft is submitted to very stringent quality control procedures, implemented at all production stages :

- Procurement and reception of raw materials.

- At each manufacturing step, by skilled technicians.
- Final control, through random picking followed by inflation of the raft, carried out weekly by our Quality Assurance Department.



ISO 9001

BUREAU VERITAS
Certification



ISO 9650 standard

ISO 9650 is the international standard implemented in March 2005, to set up formal specifications on liferafts for use on board recreational boats. This standard clearly states the performance level and technical specifications of the liferaft and materials used in its construction. It applies to all recreational boats under 24 metres (78 ft).

ISO 9650 standard defines 2 types of rafts according to the navigation type :

ISO 9650-1 Offshore navigation :
type I liferafts
(ISO 9650-1)

Liferafts designed for long voyages or cruises when gusts of wind can be expected, together with exceptional wave height (excluding abnormal conditions such as hurricanes).

ISO 9650-1 liferafts are classified in 2 groups (A and B) to reflect the temperature conditions in the sailing area :

- **Group A** : liferafts designed to inflate in an environment temperature of -15°C to +65°C ; they feature an insulating double floor.
- **Group B** : liferafts designed to inflate in an environment temperature of 0°C to +65°C ; they feature a single floor.

Liferafts are equipped with 2 types of survival kits, depending on how long the victim is likely to spend in his raft waiting to be rescued :

- **Emergency kit** : rescue forces expected after 24 hours.
- **Standard kit** : rescue forces expected within 24 hours.

ISO 9650-2 Coastal navigation :
type II liferafts
(ISO 9650-2)

Liferafts designed for sailing in areas where moderate conditions are expected, such as coastal waters, bays, estuaries, rivers and lakes.

ISO 9650-2 liferafts are designed to inflate in an environment temperature of 0°C to +65°C and feature a single floor. They come with a standard survival kit.

Type	ISO 9650-1	ISO 9650-2
Use	OFFSHORE, BLUE WATER	COASTAL AREA
Capacity (min/max)	4 to 12 persons	4 to 10 persons
Max. launching height	6 metres	4 metres
Inflation temperature	• Group A : -15°C to +65°C • Group B : 0°C to +65°C	0°C to +65°C
Bottom	• Gr. A : Insulating double floor • Gr. B : Single floor	Single floor
Free-board	250 mm (4 pers) 300 mm (> 4 pers)	200 mm (4 pers) 250 mm (> 4 pers)
Inside area / person	0.372 m ²	0.250 m ²
Buoyancy / person	96 litres	82 litres
Canopy	Deploys automatically	Deploys manually
Outside light	4.3 cd	0.75 cd
Retro-reflective tapes	1500 cm ²	1500 cm ²
Survival kit	Emergency > 24 h / Standard < 24 h	Standard


Choosing your liferaft



Choosing a liferaft should be a matter of informed choice rather than merely complying with a regulation. This is what to look for :

- **Materials/buoyancy tubes : the double chamber is a Plastimo exclusivity**

(air chamber within an envelope), used on all our liferaft models. Plastimo has selected a 1100 Decitex PVC for the outer envelope because it offers extreme resistance to abrasion. The inner chamber is constructed from an outstanding polyurethane sheet which guarantees an absolute water and airtightness, and offers an astonishing stretching capacity of 500 %.




- **Instructions for use**
Pictogrammes printed clearly on buoyancy tubes

- **Double floor**

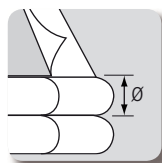
Aluminium coated insulating foam.

Cruiser std, Coastal ISO	Single floor
Cruiser ORC, Transocean ISO-ISAF	Double floor



- **Buoyancy tube diameter**

Upper and lower tubes are totally independent on all Plastimo liferafts.



4-man	6-man	8-man	10-man	12-man
2 x Ø 21 cm	2 x Ø 23 cm	2 x Ø 26 cm	2 x Ø 28 cm	2 x Ø 29 cm

- **Floating anchor**

Liferaft	Anchor size	Anchor line
Cruiser	1 x 0.40 m ²	10 m
Coastal ISO	1 x 0.67 m ²	30 m
Transocean ISO-ISAF	1 x 0.67 m ²	30 m



- **Patented* firing head**


Developed by Plastimo engineers and used on all our liferaft models, this firing head is actuated by hand (10 %) and by gas pressure (90 %) ; even a child or an incapacitated person can blow a liferaft open.

*Patents no. 89 4029 15.5 and 88 14 054.

- **Lighting**
Lithium-powered light on the top of the canopy.
Lifespan : about 12 hours.



Liferaft	Outside light on canopy	Inside light
Cruiser	-	-
Coastal ISO	0.75 cd – SOLAS. Automatic activation.	-
Transocean ISO-ISAF	4.3 cd – SOLAS. Automatic activation.	0.5 cd – SOLAS. Automatic activation.



- **Arch tube**

Cruiser	Automatic inflation, simultaneously with tubes.
Coastal ISO	Fibreglass rod supports canopy, manual set-up.
Transocean ISO-ISAF	Automatic inflation, simultaneously with tubes. An anti-return valve guarantees sufficient buoyancy in the arch tube, in case a puncture would occur in the upper tube.

- **Signalling means and visibility**

High visibility yellow buoyancy tubes.
Fluorescent orange canopy.

Liferaft	Retro-reflecting stripes
Cruiser	300 cm ²
Coastal ISO	900 cm ² canopy + 600 cm ² bottom
Transocean ISO-ISAF	900 cm ² canopy + 600 cm ² bottom

- **Boarding**

Very large opening to facilitate access directly from the boat.


Cruiser	1 outside rope ladder
Coastal ISO	1 webbing reversible ladder + inside grab handle.
Transocean ISO	1 webbing reversible ladder, weighted, + inside grab handle (2 ladders on 10-man raft).
Transocean ISAF	1 boarding ramp + inside grab handle (1 boarding ramp + 1 ladder on 10-man rafts).
All 12-man liferafts	1 boarding ramp + 1 ladder

6-man
Transocean ISAF

- **Inflation temperature range**

Although not visible, this criterion is essential : passage-makers and round the world racers must pay a particular attention to selecting the right liferaft, with a firing system and bottle capacity that is designed to perform at best in the specific geographic areas where they sail.

Liferaft	Inflation temperature range	
	0° to +65° C	-15° C to +65° C
Cruiser & Coastal ISO	✓	-
Transocean ISO-ISAF	✓	✓



- **Ballast pockets**

Liferaft	4-man	6-man	8-man	10-man	12-man	Capacity per pocket
	Number of ballast pockets					
Cruiser	3	3	4	-	-	30 litres
Coastal ISO	4	4	4	4	-	55 litres
Transocean ISO-ISAF	4	4	4	5	6	55 litres

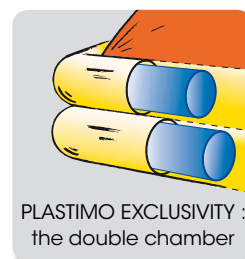
Coastal liferafts



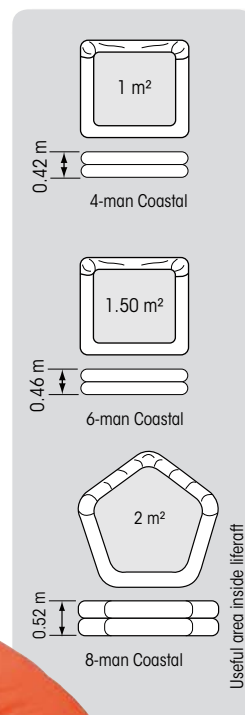
ISO
9650-2



8-man ISO 9650-2 liferaft



PLASTIMO EXCLUSIVITY :
the double chamber



SOLAS light 0.75 cd,
automatic activation,
duration 12 hours.



See full description
of included equipment
on pages 94-95

ISO 9650-2 Coastal liferaft

Designed for **moderate navigation conditions** :
0°C inflation temperature, single floor, fluo orange
canopy supported by manually assembled fibreglass rods on
4 and 6-man rafts, manually inflated canopy on 8-man raft.
0.75 cd outside light, retro-reflecting stripes.

Features a reversible ladder and grab handle to ease
embarking. This system allows the victim to hoist himself up on
the ladder and then topple easily into the raft.

Should the liferaft inflate upside down, the boarding ladder simply
reverts, to allow the victim to pull himself on the capsized liferaft and
make it easier to turn over the raft in its natural position.



Inflatable arch tube
on 8-man model

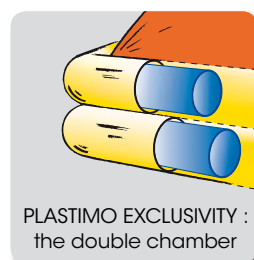
ISO 9650-2 COASTAL LIFERAFT					
4-man		6-man		8-man	
Valise	Canister	Valise	Canister	Valise	Canister
52372	52373	52374	52375	52376	52377
24 kg	27 kg	28 kg	31 kg	31 kg	34 kg
70 x 44 x 23	74 x 50 x 21	76 x 46 x 26	74 x 50 x 21	76 x 46 x 28	74 x 50 x 23
Canopy supported by fibreglass rods, assembled manually		Canopy supported by fibreglass rods, assembled manually		Canopy supported by inflatable arch tube, inflated manually	

Dimensions in cm, as a guide only (length x width x height).
Dimensions of liferaft in a valise particularly may fluctuate by ± 3 cm.

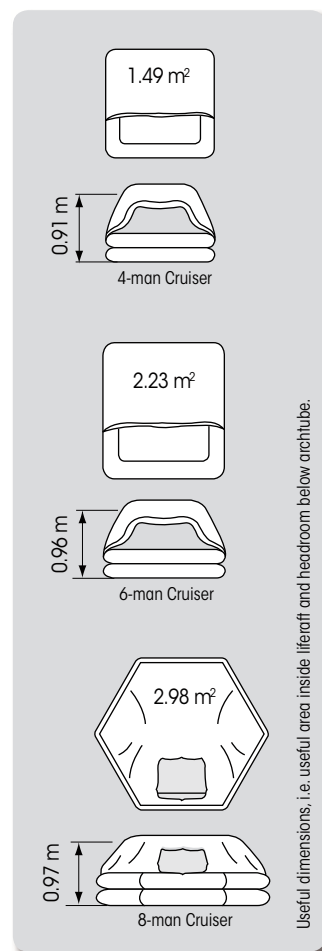




6-man Cruiser liferaft



PLASTIMO EXCLUSIVITY :
the double chamber



Useful dimensions, i.e. useful area inside liferaft and headroom below archtube.

Cruiser liferaft

Designed for **coastal cruising and moderate navigation conditions.**

Different versions of survival equipment are offered : see full description of included equipment on following pages.

- Single floor on Cruiser Standard.
- Insulating double floor on Cruiser ORC and ORC+.

	CRUISER LIFERAFT					
	4-man		6-man		8-man	
	Valise	Canister	Valise	Canister	Valise	Canister
Cruiser Standard	28822	57042	27979	57047	29132	57068
	21.5 kg	24.5 kg	25.5 kg	28.5 kg	31 kg	34 kg
	65 x 43 x 25	74 x 50 x 21	73 x 40 x 25	74 x 50 x 21	78 x 47 x 28	74 x 50 x 25
Cruiser ORC	28826	57043	27983	57048	29136	57069
	22.5 kg	25.5 kg	26.5 kg	29.5 kg	32 kg	35 kg
	70 x 42 x 25	74 x 50 x 21	73 x 42 x 27	74 x 50 x 23	78 x 47 x 28	82 x 52 x 26
Cruiser ORC+	28830	57044	27987	57049	29140	57070
	28 kg	31 kg	32.5 kg	35.5 kg	39 kg	42 kg
	70 x 42 x 27	74 x 50 x 23	73 x 42 x 28	74 x 50 x 25	78 x 48 x 28	82 x 52 x 26

Dimensions in cm, as a guide only (length x width x height).
Dimensions of liferaft in a valise particularly may fluctuate by ± 3 cm.

Blue water liferafts

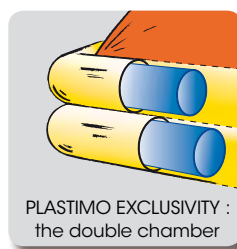


ISO
9650-1

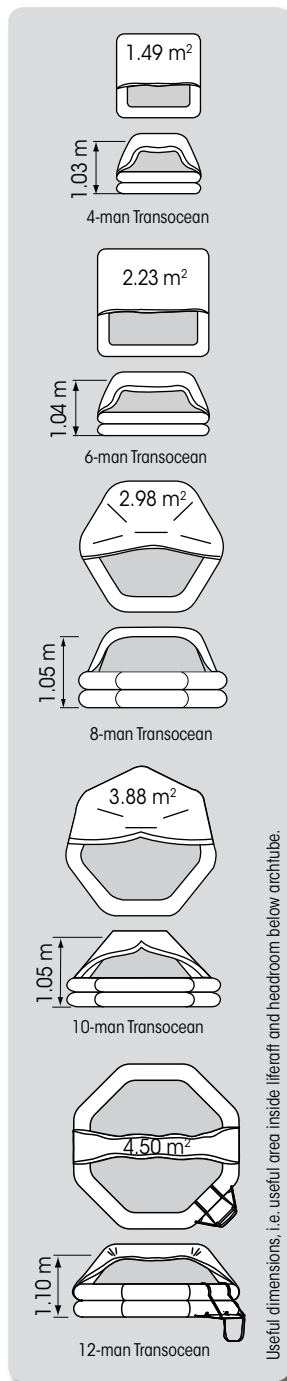


6-man
ISO 9650-1
Transocean.

See full description
of included
equipment
on pages 94-95.



PLASTIMO EXCLUSIVITY :
the double chamber



Useful dimensions, i.e. useful area inside liferaft and headroom below archtube.

ISO 9650-1 Transocean

Designed for navigation in extreme conditions :
-15°C inflation temperature (group A), double
insulating floor, fluo orange canopy with automatically
erecting arch tube, 4.3 cd. outside light and
retro-reflecting stripes, large capacity and quantity
of ballast pockets, large volume drogue anchors.

Features a ballasted reversible ladder and grab
handle to ease embarking. This system allows the
casualty to hoist him/herself up on the ladder and
then topple easily into the raft. Should the liferaft
inflate upside down, the boarding ladder simply
reverts, to allow the casualty to pull him/herself on
the capsized liferaft and make it easier to turn over
the raft in its natural position.

Inferior or superior to 24 hours : what is the difference ?

Two types of survival equipment packs available,
depending on the time the casualty may potentially
spend in the liferaft until rescue teams arrive :

- **standard pack** (rescue expected within 24 hours),
contains all the equipment related to the liferaft
structure and visibility including some pyro.
- **emergency pack** (rescue expected beyond
24 hours), contains additional equipment such as
water and food rations, extra handflares and torch,
SOLAS thermal protective aids.

Liferaft survival pack can also be completed with
a grab bag : see page 100.

TRANSOCEAN ISO 9650-1 (Type 1, Group A)				STANDARD SURVIVAL PACK : RESCUE WITHIN 24 HOURS				
4-man		6-man		8-man		10-man		12-man
Valise	Canister	Valise	Canister	Valise	Canister	Valise	Canister	Canister
52161	52162	52380	52381	52382	52383	52384	52385	52387
30 kg	33,5 kg	35 kg	38 kg	43 kg	46 kg	49 kg	55 kg	63 kg
74 x 46 x 27	74 x 47,5 x 26,5	80 x 48 x 32	80 x 50 x 28	85 x 47 x 30	80 x 50 x 31	85 x 50 x 32	90 x 55 x 32	90 x 55 x 32

TRANSOCEAN PLUS ISO 9650-1 (Type 1, Group A)				EMERGENCY SURVIVAL PACK : RESCUE AFTER 24 HOURS				
4-man		6-man		8-man		10-man		12-man
Valise	Canister	Valise	Canister	Valise	Canister*	Valise	Canister	Canister
52163	52176	52388	52389	52390	52391*	52392	52393	52395
41 kg	44 kg	50 kg	53 kg	61 kg	67 kg	72 kg	79 kg	89 kg
74 x 48 x 31	74 x 47,5 x 29	82 x 50 x 35	80 x 50 x 33	85 x 52 x 35	90 x 55 x 32	85 x 53 x 33	90 x 55 x 35	90 x 55 x 38

*Ref. 66024 : same 8-man -24 H liferaft, in a more compact canister.
Dimensions 80 x 50 x 39 cm. Weight 67 kg.

Dimensions in cm, as a guide only (L x W x H).
Dimensions of liferaft in a valise particularly may fluctuate by ± 3 cm.

ISAF


ISO
9650-1



10-man ISAF Transocean.

See full description of included equipment on pages 94-95.

REQUIRED FOR MOST OFFSHORE RACES. Developed from the ISO 9650-1A standards, it meets the 1&2 categories and OSR 4.20.2 (d) i-iv requirements.




PLASTIMO EXCLUSIVITY : the double chamber

ISAF Transocean

Designed for navigation in extreme conditions, suitable for offshore and blue water racing : -15°C inflation temperature, double insulating floor, fluo orange canopy with automatically erecting arch tube, 4.3 cd. outside light and retro-reflecting stripes, large capacity and quantity of ballast pockets, large volume drogue anchors. Also features a boarding ramp with an inside grab handle to ease embarking. This system allows the casualty to hoist him/herself up on the ramp and then topple easily into the raft.

PVC coated polyester boarding ramp, with fibreglass frame.



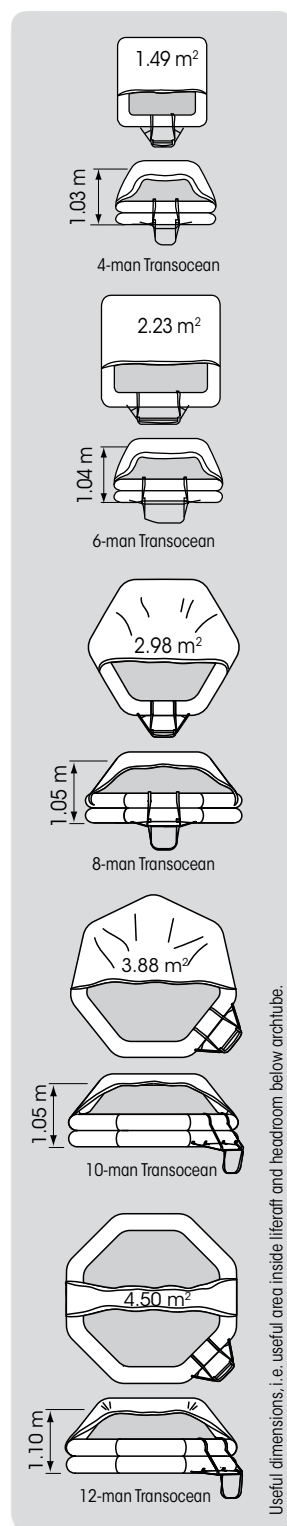
Inferior or superior to 24 hours : what is the difference ?

Two types of survival equipment packs available, depending on the time the casualty may potentially spend in the liferaft until rescue teams arrive :

- **standard pack** (rescue expected within 24 hours), contains all the equipment related to the liferaft structure and visibility including some pyro.
- **emergency pack** (rescue expected beyond 24 hours), contains additional equipment such as water and food rations, extra handflares and torch, SOLAS thermal protective aids.

Liferaft survival pack can also be completed with a grab bag : see page 100.

Prior to a race, we recommend that you check with the organisers what specific contents is required in the grab bag.



ISAF TRANSOCEAN		STANDARD SURVIVAL PACK : RESCUE WITHIN 24 HOURS		
4-man	6-man	8-man	10-man	12-man
Canister	Canister	Canister	Canister	Canister
54560	54562	54564	54566	52387
33.5 kg	38 kg	46 kg	55 kg	63 kg
74 x 47.5 x 26.5	80 x 50 x 28	80 x 50 x 31	90 x 55 x 32	90 x 55 x 32

ISAF TRANSOCEAN		EMERGENCY SURVIVAL PACK : RESCUE AFTER 24 HOURS		
4-man	6-man	8-man	10-man	12-man
Canister	Canister	Canister	Canister	Canister
54561	54563	54565	54567	52395
44 kg	53 kg	67 kg	79 kg	89 kg
74 x 47.5 x 29	80 x 50 x 33	90 x 55 x 32	90 x 55 x 35	90 x 55 x 38

Dimensions in cm, as a guide only (L x W x H).

Liferaft equipment



Raft equipment

Equipment	Liferaft model
A. Floating anchor	
B. Pump	
C. Thermal protective overalls	
D. Paddles	
E. Floating knife	
F. Rescue quito with line	
G. Bailer	
H. Sponge	
I. Repair kit	
J. Checkbook and liferaft instructions manual	
K. Survival instructions and signal card	

Personal survival

- Raincatching gutter on canopy
- L. Rainwater collecting pouch
- M. Water (quantity per person)
- N. Graduated cup
- O. Food rations (quantity per person)
- P. Fishing kit
- Q. First aid kit
- R. Seasickness pills (6/person)
- Seasickness pouch (1/person)

Signalling equipment

- S. Handflares, SOLAS
- T. Parachute rockets, SOLAS
- Floating smoke, SOLAS
- U. Chemical light sticks
- V. Signalling mirror
- W. Outside light on canopy
- X. Inside lamp, on arch tube
- Retro-reflective tapes on canopy
- Retro-reflective tapes on bottom (to spot capsized raft)
- Radar-reflecting tapes
- Y. Waterproof torch
- Spare batteries and bulb for torch
- Z. Whistle

CRUISER STANDARD	CRUISER ORC	CRUISER ORC+	COASTAL ISO	IBIZA	TRANSOCEAN ISO-ISAF PACK <24H	TRANSOCEAN ISO-ISAF PACK >24H
1 0,40 m ² + 10 m line	1 0,40 m ² + 10 m line	2 0,40 m ² + 10 m line	1 0,67 m ² + 30 m line	2, SOLAS + 30 m line (1 automatic anchor)	1 0,67 m ² + 30 m line	1 0,67 m ² + 30 m line
1	1	1	1	1	1	1
-	-	-	-	2, SOLAS	-	2, SOLAS
1	2	2	2	2	2	2
1	1	1	1	1	1	1
1 + 15 m line	1 + 30 m line	1 + 30 m line	1 + 30 m line	1 + 30 m line	1 + 30 m line	1 + 30 m line
1	1	1	1	1	1	1
1	2	2	2	2	2	2
1	1	1	1	1	1	1
1	1	1	1	1	1	1
1	1	1	1	1	1	1
1	1	1	-	1	1	1
1	1	1	-	1	1	1
0,2 L	-	0,5 L	-	-	-	1,5 L
-	-	1	-	-	-	-
-	-	125 g	-	-	-	500 g
-	-	1	-	-	-	-
-	-	1	-	1	-	1
-	✓	✓	✓	✓	✓	✓
-	-	-	✓	✓	✓	✓
-	3	3	3	3	3	6
-	-	2	2	2	2	2
-	-	-	-	2	-	-
-	-	2	2	-	-	-
-	-	1	1	1	1	1
-	-	-	1	1	1	1
				1	1	1
-	300 cm ²	300 cm ²	900 cm ²	900 cm ²	900 cm ²	900 cm ²
-	-	-	600 cm ²	600 cm ²	600 cm ²	600 cm ²
-	-	-	-	7300 cm ²	-	-
1	1	1	1	1	1	2
-	-	✓	✓	✓	✓	✓
-	-	1	1	1	1	1



Remember...
It is Plastimo who invented the watertight inner pouch in 1979, representing a real additional protection for your liferaft, hence an extra safety feature. Thanks to this watertight vacuum pouch, your liferaft is better protected, which reflects directly on the maintenance and servicing bills !

In a canister or in a valise ?

Canister

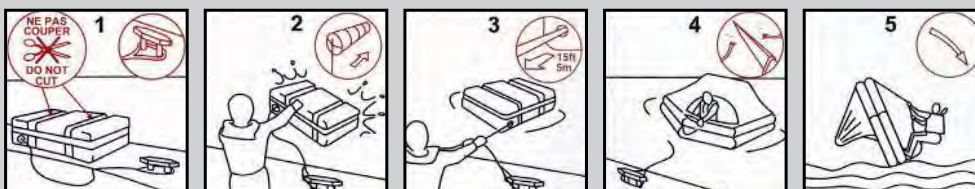
We recommend that you choose a canister rather than a bag : the liferaft is better protected, and can be secured on board nicely and safely with the addition of a specially designed cradle. Canisters are equipped with **2 or 4 handles** (depending on model), for a better grip and carrying facility ; they also make throwing into the water much easier.

In case the liferaft would be stored on its side, do make sure that the firing lanyard is upwards. We remind you, however, that a **liferaft should ideally be lying flat**, with instructions on the topside.

Even though a canister raft is better protected than a raft in a bag... its rigidity does not allow you to use it as a stool or a seat ! Take good care of it : instead of thinking of it as a big clumsy box, do remember that this box contains concentrated technology which could save your life at any time.



The liferaft is ready for use : all you have to do is to secure it safely on your boat. The tightening straps are designed to stay on the raft ; they will break off by themselves, should the liferaft be blown open.



Instructions shown on the liferaft. Get to know them beforehand : make sure you know exactly what to do, just in case...

Valise

The valise is manufactured from highly resistant coated fabric, impervious to UV-rays.

A valise-packed liferaft requires **some relative protection** : you will select its location on the boat accordingly, i.e. avoid the skirt for example.

Indicated dimensions of liferafts in valises may vary by $\pm 10\%$, due to the lack of rigidity of the valise.

Be nice to your liferaft -think of how precious it could turn to be-, especially if it is packed in a valise : do not drag it, do not tread or sit on it.





Universal cradle

27462

Stainless steel, adjustable cradle. Fits all liferafts.

Installation possibilities :

- Horizontally on deck.
- Vertically on pushpit or transom.

Tube diameter : 19 mm.



Standard deck-mount cradle

Stainless steel cradle to be mounted horizontally on deck.

Tube diameter : 22 mm.

Liferaft model	Standard deck-mount cradle	Ref.
Cruiser (ref. no. of liferaft > 56000)		
Cruiser 4, Cruiser 6 std, ORC & GR	8	53442
Other models		
Capri 4 & Ibiza 4, Transocean 4, Offshore 4 & 6, Offshore Plus 4 & 6	6	18673
Offshore 8, Transocean 6	2	10566
Offshore Plus 8, Offshore 10, Transocean 8, Transocean Plus 6, Capri 6, Ibiza 6 & 8	3	10567
Offshore Plus 10, Transocean 10 & 12, Ibiza 10, Transocean Plus 8 & 10, Capri 8 & 10	4	10568
Coastal ISO 4, 6 & 8, Giglio 6	8	53442

Type of cradle	Position of liferaft			Compatibility* with a hydrostatic release unit
	Horizontal, deck-mount	Vertical, pushpit-mount	Vertical, transom-mount	
Universal	✓	✓	✓	-
Deck-mount standard	✓	-	-	-
Deck-mount with straps	✓	-	-	✓

* This cradle is the only model compatible with a hydrostatic release unit (Pains Wessex or Hammar).

316L
STAINLESS STEEL



Deck-mount cradle with straps

Stainless steel cradle to be mounted horizontally on deck.

Tube diameter : 25 mm. Comes complete with set of adjustable straps, 40 mm wide.

This cradle is the only model compatible with a hydrostatic release unit.

Liferaft model	Deck-mount cradle + straps	Ref.
Capri 4 & Ibiza 4, Offshore 4 & 6, Transocean 4	B	40446
Offshore 8 & 10, Transocean 6 & 8, Transocean Plus 6, Capri 6, Ibiza 6 & 8	C	40447
Offshore Plus 10, Transocean 10 & 12, Ibiza 10, Transocean Plus 8, 10 & 12, Capri 8 & 10	D	40448

Options

- **Hydrostatic release unit :**
300550*
(See page 98).

- **Anti-theft cable :**
Supplied without padlock.
For cradle B
40450

For cradle C & E
23136

For cradle D
40452

* A hydrostatic release unit can be installed only on Plastimo liferafts manufactured after 1997.



Deck-mount cradle + straps, shown here with all optional extras : hydrostatic release unit, anti-theft cable and padlock.

Liferaft servicing

Saving lives is the most serious mission any product can be tasked with !
At Plastimo, we believe that this justifies a very close control and commitment from the manufacturer over the product whole lifetime : a liferaft must be as reliable at 15 or 18 years as when you originally purchased it.



Plastimo answers your questions

18year
Warranty

What does "18-Year Warranty" mean for Plastimo ?

It means 18 years without surprise : for 18 years as from the date* of purchase, you will never have to pay any operation (parts and labour) on the inflation or buoyancy system. We are so confident in our double chamber exclusive technology, that we can claim you will never have to pay for

repair or maintenance on the structure of a Plastimo liferaft. **This warranty only applies provided your liferaft has been serviced at required intervals in one of our authorised stations** and stored in normal conditions.

* Applicable to all liferafts manufactured as from 2013.

Can a Plastimo liferaft accept a 3-year servicing interval ?

Yes, our liferaft structure is designed to accept a 3-year servicing interval. However, this is subject to national regulations that may exist. In addition, we recommend a yearly servicing if your liferaft is used on a professional vessel or stored/used in tropical climate areas (South America, Central America, West Indies, Florida, Texas, Louisiana, California, South Africa, Seychelles Islands, Reunion Island, Australia, New Zealand, South-Eastern Asia, Pacific islands).

What does a Plastimo servicing session consist of ?

In all the Plastimo authorised stations, servicing consists of :

- The careful inspection of the gas bottle, including checking for possible leaks, by weighing the bottle.
- The inspection of the firing head.
- The inflation of the raft, in order to check the airtightness of the chambers.
- The examination of the general condition of the raft structure and valves.
- The free-of-charge overhaul or replacement of all the parts of the raft which would justify it.
- The inventory and checking of the products with expiry date, and replacement when necessary.
- The vacuum-packing of the liferaft.

Labour times are calculated on a contract basis. There is no extra cost for "spares". You will never have an unpleasant surprise : a detailed list of the various operations carried out on your raft is given to you.

Can my liferaft be used again if it has been blown open accidentally ?

Yes, if it can be repaired. In case your liferaft would be blown open, either deliberately (to rescue a man overboard for example) or accidentally, you can indeed have it serviced and overhauled in our of our authorised stations.

Here again the "tube-within-a-tube" construction definitely makes the difference : the inner chambers are better protected, therefore less exposed to handling and damaging (pulling the raft back on the boat, deflating and transporting the raft) ; this of course means a considerable impact on the cost of overhauling and repacking the liferaft.

When do you replace the equipment with expiry date ?

The equipment which is due for replacement before the next 3-year interval servicing session must be replaced. You can easily spot those products by yourself, by looking at the check-list which you are given after every servicing session.

In France, liferaft servicing is done at the Plastimo factory.

Ever since Plastimo started producing liferafts in 1978, the double chamber exclusive feature appealed to many yachtsmen around the world and service stations grew in numbers to develop a worldwide presence. Today, Plastimo appoints and trains local partners whose mission is to ensure that only original Plastimo parts and tooling are used and the same servicing process is followed worldwide.

List of authorized servicing stations on www.plastimo.com



Authorized servicing stations around the world : Plastimo certifies not only the station itself, but also the technician, i.e. the very person who comes to our Lorient factory on a regular basis to update his/her technical skills and work with our Quality Assurance team in order to get his/her certification renewed.

Are you having your Plastimo liferaft serviced abroad ?

Look out for this certificate in our partner's workshop, it is the guarantee for you that you are handing your liferaft over to expert hands, even on the other side of the planet...



Keep your liferaft booklet preciously : It is your liferaft's ID. It contains the detailed list of operations conducted on your liferaft all through its 18-year (minimum) lifetime.

Liferaft lifetime : despite a widely held view, liferafts do not have a legally limited lifetime...

therefore **no 15-year age limit.**

Every manufacturer bears the responsibility to validate his liferafts according to their quality and degree of reliability. With an 18-year warranty, Plastimo gives clear evidence of their confidence in the reliability and durability of their liferafts.

Register your liferaft warranty on line

/ VOS COORDONNÉES			
Civilité*	<input checked="" type="radio"/> M. <input type="radio"/> Mme		
Nom*	DUPONT	Prénom*	Pierre
Téléphone	061020304	Email*	pierre.dupont@example.fr
Adresse	10 rue Victor Hugo	Code postal	56100
Ville*	LORIENT	Pays*	France
/ VOTRE PRODUIT			
Produit*	Radeau Transocéan ISO-15AF : fabriqué après le 28.03.2011		
N° de série*	54521	SN	00001234
	Part. 5 chiffres	SN	à 6 chiffres
Date d'achat*	2018-10-05	Facture d'achat*	Parcourir... Aucun fichier sélectionné.

18-year
manufacturer's
Warranty

The 18-year warranty runs only if your liferaft is serviced at the required intervals, in our Lorient factory or in a Plastimo-authorized servicing station.



Grab bags



53754



For economic and volumetric reasons, liferafts are packed with only the absolutely indispensable array for survival.

Plastimo strongly recommends that you prepare your own grab bag which will be easy to access to in an emergency or, better still, attached to the liferaft in a watertight bag or canister.

Among the most vital things* :

- Clothes, glasses and eye-care, essential medication, sun-block.
- Navigation equipment.
- Distress beacon, VHF, GPS.
- Water or reverse osmosis watermaker, food.
- Torches with batteries, ropes and lanyards, gloves, sun hat.

* In addition to wearing your lifejacket.



53753

Plastimo grab bags

Contents :

- First aid kit.
- 2 SOLAS thermal protective zipped bags.
- 1.5 L water/person.
- 500 g food rations/person.
- 1 LED-torch (batteries included).
- 2 spare 1.5 V-R6 batteries.

Grab bag with contents included		Reference
Waterproof bag with shoulder strap	4 persons	66584
	6 persons	53753
Waterproof backpack	8 persons	66585
	10 persons	53754


Hydrostatic release units

Hammar hydrostatic release units for liferafts

The hydrostatic unit releases automatically the liferaft from a sinking vessel. It consists in a double looped white rope line, a release mechanism and a weak link (that will break away when the system is triggered).

- Operating depth : 1.50 to 4 metres.
- Lifetime : 2 years from date of installation on board.
- No servicing required.
- Corrosion-proof.
- Dimensions (excluding attachment braids) : 95 x 65 x 60 mm.

2 shackles (bow-type Ø 8 mm, not included) are necessary for installation.

Application	Reference	Approval
NON SOLAS liferaft, 4 to 12-person capacity	300550	-
SOLAS liferaft, 6 to 150-person capacity	300548	



300550



300548



Activ' agile by design

While safety products have contributed to Plastimo's reputation worldwide, they have also set the standard in defining the essentials for personal equipment: comfort, ergonomics and smart styling are common criteria to all the Plastimo range which become even more important when we stretch our developments and open to new horizons, such as seawear. Building on the experience acquired with XM clothing, Plastimo introduces the Activ' collection, a new collection of innovative and modular garments tailored to suit all your activities, whether by the seashore or off in blue water.



P. Laurent ©


PLASTIMO



Design

Moise Arribard, R&D manager :

"This range stems from a 2-year process of development and tests. We have combined Plastimo's expertise in coated fabrics and hi-tech fibers with the insight of multi-activity designers and the technical input of professional sailors. Such across-the-board competence was absolutely instrumental in designing a high performance innovative seawear collection which proudly flies the Plastimo flag."



B. Leglatin ©



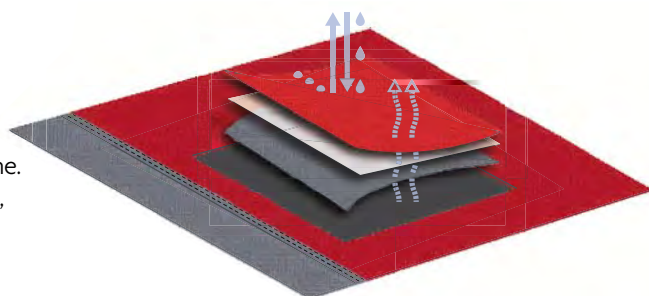
Isabelle Joschke,
60' Imoca Monin® skipper
& Alain Gautier, team manager.

Th. Martinez/Sea&co ©

3-layer technology

3-layer laminated fabric guarantees optimum flexibility for enhanced mobility on board and totally unhindered movements. Also contributes to regulate body temperature.

- Outer shell is water-repellent with some stretch capacity for added comfort. It acts as a protective shell over the membrane.
- Microporous hydrophobic membrane ensures waterproofness, breathability and wind-cheater function.
- Inner layer is soft and supple for a comfy snug feel. Also protects the membrane.



Highly functional and totally modular

Extremely versatile, your Activ' garment adapts to your activity and weather conditions.

The Activ' jacket features a removable gaiter which you will zip on or off in just seconds. This extra protection prevents air and water ingress.

In mild weather conditions, trousers are simply worn on their own. If the wind picks up or temperature drops, the handy waistwrap zips on the belt line of the trousers for warmth and extra waterproofness on stomach and back.

Activ' sizing guide

Men size*	S	M	L	XL	XXL
Torso	91-95	96-100	101-105	106-110	111-115
Waist	76-80	81-85	86-90	91-95	96-100
Low hips	90-94	95-99	100-104	105-109	110-114

*in cm

Women size*	XS	S	M	L	XL
Bust	79-83	83-87	88-92	93-97	98-100
Waist	58-62	63-67	68-72	73-77	78-82
Low hips	85-89	90-94	95-99	100-104	105-109

*in cm

Activ'

Men's cut and women's cut jackets and trousers feature the same technical construction. They are just tailored differently to fit body shapes perfectly and enhance good looks. With the 3-layer laminated fabric, Activ' line provides freedom of movement, warmth and waterproofness in all weather conditions, thanks to the modular capability of every garment.



Activ' Jacket

Men's cut and women's cut jacket.

Retro-reflective tapes on shoulders, chest and hood for added visibility. Reflective brand signage and graphic stripe.


Articulated elbows. Cordura® reinforced elbows and seat area.




2 large top entry cargo pockets, micro-fleece lined. Plastic hook in righthand pocket.

Size	WOMEN jacket	MEN jacket
XS	66266	-
S	66267	66276
M	66268	66277
L	66269	66278
XL	66270	66279
XXL	-	66280

Outer shell is water-repellent with some stretch capacity for added comfort. It acts as a protective shell over the membrane.



Seams are thermo-welded and feature reinforced patches.



Hem tensioner and waist adjustment with drawcord.



Stowaway mesh-lined hood, adjustable on back of head. Transparent windows on the side contribute to extra face protection while maintaining a very good peripheral vision. Neon yellow colour combined with reflective tapes ensure extra visibility and safety.



High thermal fleece-lined collar with foldaway adjustable mask providing additional protection to mouth and throat.



Breast pocket with velcro flap tailored to hold a handheld VHF.

Forearm pocket with waterproof zip.




Adjustable cuffs with non-abrasive, anti-catcher velcro and neoprene cuff wrist seals.

2 large side entry handwarming pockets, micro-fleece lined.



2 internal zippered waterproof pockets.

Press-studs and 2-way YKK® zip protected by a double storm flap, non-abrasive and anti-catcher velcro.



Removable gaiter prevents water ingress and provides thermal protection. A non-slip silicone ribbon holds the gaiter correctly placed on the trousers.



Activ' hi-fit trousers

Tested and approved by Isabelle Joschke / Monin, 60' Imoca "Route du Rhum 2018".

Men's cut and women's cut hi-fit trousers.

Bi-fabric stretch waistwrap with chest vertical zip closure.

Large thigh cargo pocket with draining hole, welcomes a handheld VHF, a knife or gloves.




Wide elastic adjustable shoulder straps.

Consists of a pair of trousers and a removable waistwrap. Trousers can be worn on their own by simply unzipping the waistwrap. This concept enables you to adapt your outfit instantly to the conditions on board.




Cordura® reinforced in seat area.




Articulated knees with Cordura® reinforced patches.

Size	WOMEN hi-fit trousers	MEN hi-fit trousers
XS	66271	-
S	66272	66281
M	66273	66282
L	66274	66283
XL	66275	66284
XXL	-	66285



Waist adjustment with anti-catcher velcro.



Cordura® reinforced hem with non-abrasive anti-catcher tightening velcro strap.



XM Offshore

Highly technical and extremely comfortable, the Offshore sailing suit is ideal for coastal navigation. Equally suitable for sailing, racing or powerboating. Manufactured from durable polyamide with a hydrophilic coating, it is breathable and totally waterproof.




Offshore jacket

- Mesh lining.
- 2-way zip protected by a double storm flap and drainage channel.
- Adjustable double cuffs : outer cuff adjusts with elasticated tightening tab ; inner cuff waterproofness is ensured by a PU seal.
- Adjustable hem tensioner.
- Rear and inside hanging loops for easy drying.
- 2 generous gusseted pockets with waterproof storm flap closure, pull-out-to-dry lining, drainage holes and keyclip.
- Articulated arms for improved comfort and mobility.
- Reflective tapes and piping on shoulders, throat and hood.
- 2 inner pockets : 1 zipped and 1 with Velcro closure.
- 3 loops to secure inflatable lifejacket.
- Cordura® reinforced elbows and seat for advanced durability.



Fluorescent yellow stowaway hood with reflective tape for increased visibility. Drainage channel to deflect water from face and neck. High visibility peak. Clever 3-way hood adjustment : width, height and face.



Fleece-lined 18 cm high collar and chin flap.


Offshore high-fit trousers

- Fully lined.
- Zip closure behind a large front gusset, protected by a storm flap.
- Wide adjustable elasticated braces with reinforced seams.
- Ankle tightening with elasticated slanting tabs.
- Rear hanging loop for easy drying.
- 2 generous pockets with waterproof velcro storm flap, drainage holes and keyclip.
- Elasticated waist and armpits.
- Crotch patch provides added freedom of movement.
- Knees and seat reinforced with Cordura® patches ; concealed internal seams to prevent chafing.



Th. Martinez / Sea&Co ©

Colour	Size	OFFSHORE Jacket	OFFSHORE Trousers
Red	XS	52764	52765
	S	49183	49188
	M	49184	49189
	L	49185	49190
	XL	49186	49191
	XXL	49187	49192
Charcoal grey	XS	55962	55968
	S	55963	55969
	M	55964	55970
	L	55965	55971
	XL	55966	55972
	XXL	55967	55973



High-fit back for added comfort.



Articulated knees for increased mobility.

XM Coastal

Breathable, waterproof and lightweight : tailored for coastal navigation and equally suitable for sports or outdoor activities. Ample cut and flexibility provide comfort and ease of movement. Manufactured from durable polyamide with a hydrophilic coating.



J.M. Lolo ©



Coastal jacket

- Mesh lining inside jacket.
- Fleece-lined collar and chin flap.
- Retro-reflecting tape on chest.
- 2-way zip protected by a double storm flap and drainage channel.
- Adjustable hem tensioner.
- Articulated arms for improved comfort and mobility.
- Rear and inside hanging loops for easy drying.
- 2 pockets with zip closure, fleece-lining, drainage holes and keyclip.
- Inner zipped security pocket.
- 3 loops to secure inflatable lifejacket.



Colour	Size	COASTAL Jacket
Grey/black	XS	64093
	S	64094
	M	64095
	L	64096
	XL	64097
Red/black	XXL	64098
	XS	64099
	S	64100
	M	64101
	L	64102
	XL	64103
	XXL	64104

Coastal high-fit trousers

- Mesh lining.
- 1 thigh pocket with waterproof velcro storm flap, drainage holes and keyclip.
- Strong zip closure and waterproof chest-high gusset.
- Ankle tightening with elasticated slanting tabs.
- Elasticated waist and armpits.
- Articulated knees for improved ease of movement.
- Rear hanging loop for easy drying.
- Reinforced knees and seat.
- Crotch features concealed internal seams to prevent chafing.

Colour	Size	Ref.
Black	XS	64105
	S	64106
	M	64107
	L	64108
	XL	64109
	XXL	64110



Neon yellow, high visibility stiff peaked hood with drawstring single-handed adjustment around the face.



Fleece-lined collar and chin flap.



Wide adjustable elasticated braces with reinforced seams.



Adjustable double cuffs : outer cuff adjusts with elasticated tightening tab ; inner cuff waterproofness is ensured by a PU seal.



2 pockets with zip closure, fleece-lining, drainage holes and keyclip.



Horizon oilskin

Lightweight foul weather gear, soft and resistant fabric.
Made from yellow colour 50% PVC, 50% PU.
Absolute watertightness is ensured by high frequency welded seams.



Horizon high-fit trousers

- Broad, adjustable elastic braces.
- Reinforced seat patch, for extra durability.
- Elasticated waist band in the back.
- Gusseted front with storm flap, closed by press-studs.
- Velcro closure.

Size	HORIZON Jacket	HORIZON Trousers
XS	64037	-
S	64038	64042
M	64039	64043
L	64040	64044
XL	64041	64045



Horizon jacket

- Hood with drawstring and self-locking toggles.
- Zip closure and Velcro-closure storm flap.
- 2 roomy front pockets with Velcro flap.
- Elasticated inner cuffs.

Also available in XS size, but wearing the parents' oilskin makes boat cleaning more fun...



Seashore



Yacht jacket

Breathable and fully waterproof versatile jacket, with fleece lining for additional thermal insulation. A warm and snug garment for inshore sailing or onshore activities. Made from water-repellent 2-layer polyamide with hydrophilic coating.



	Navy	Charcoal grey
XS	52772	52774
S	49253	49263
M	49254	49264
L	49255	49265
XL	49256	49266
XXL	49257	49267

Features	Yacht	Light Yacht
Articulated arms	✓	✓
Lining	Fleece-lining body, taffeta quilted sleeves	Mesh lining
Fastening	Concealed zip	Front zip fastening
Knitted cuffs & hem	Knitted cuffs & hem, elasticated for optimum comfort	Elasticated cuffs with tightening tab
Elasticated hem	-	✓
Stand-up collar	✓	✓
Fleece-lined collar & chin flap.	✓	-
Pockets	2 lined, zipped pockets with waterproof storm flap	2 zipped pockets with waterproof storm flap
Security pocket	✓	✓
Loop in the back to hang to dry	✓	✓



Blouson Light Yacht

Breathable and fully waterproof windcheater jacket, with mesh lining for additional lightness. A light but efficient protection for daily sailing by mild weather or strolling around the marina. Made from water-repellent 2-layer polyamide with hydrophilic coating.

	Charcoal grey
XS	56899
S	56900
M	56901
L	56902
XL	56903
XXL	56904



Custom embroidery or screen-print for promotional purposes (Light Yacht jacket) : a zip on the lining provides easy access to the back or chest for logo or name marking.



Regular fit on men's jacket.



Slim fit on women's jacket.



Removable hood with microfleece lining for added warmth. Adjustable hood depth with Velcro tape. Hood opening adjusted by drawcord.

Size	Women	Men
XS	66025	-
S	66026	66030
M	66027	66031
L	66028	66032
XL	66029	66033
XXL	-	66034

Softshell hooded jacket

Breathability and thermal comfort, lightweight and freedom of movement.

Warm windbreaker with close-fitting and stretchy garment.

Resistant to humidity and abrasion : suitable for outdoor activities.

- 95% polyester and a 5% touch of spandex for stretch comfort.
- Breathable and water repellent.
- Colour : black.
- Polar microfleece lining.
- Removable zippered hood, insulated with micropolar fleece lining.
- Close-fitting and adjustment : tightening at hood, hem and wrists.
- Zippered pockets : 3 outside, 1 inside.
- Subtle Plastimo embroidery on upper back.



Marine knit beanie

Black : 66051

100% acrylic, excellent thermal comfort. Dries fast and stays in shape. One size fits all.



Marine cotton beanie

Black : 66052

95% cotton and a 5% touch of spandex for stretch and better fit. Polar fleece lining delivers great thermal comfort. Flatlocked seams. One size fits all.



100% polyester lining with mesh at armholes. Fleece lined collar.



Inside : 2 zippered pockets, one of which with slot to run headphones cable through.



Ideal as team or corporate clothing : easy access on chest and upper back of the vest for logo embroidery or screenprinting.

Bodywarmer

Comfort and warmth, unrestricted mobility. Equally suitable on board or in the marina, as well as for any outdoor activity.

- 100% padded polyester.
- Water-repellent with waterproof zips.
- Fleece lining in pockets and collar.
- 2 zippered handwarmer pockets.
- 2 zippered inner pockets (1 pocket with slot to run headphones cable through).
- Subtle Plastimo embroidery on upper back.
- Unisex tailored.

Size	White	Navy blue
XS	66045	66148
S	66046	66149
M	66047	66048
L	66146	66049
XL	66147	66050



Regular fit on men's sweater.



Slim fit on women's sweater.

Microfleece full zip sweater

Warm and comfortable, lightweight and breathable. Excellent middle layer.

- Navy blue colour.
- Centre front zipper.
- 2 zippered pockets.
- Flatlocked seams on sleeves.
- Elasticized hem and wrists.
- Subtle Plastimo embroidery on upper back.

Size	Women	Men
XS	66035	-
S	66036	66040
M	66037	66041
L	66038	66042
XL	66039	66043
XXL	-	66044

Shoes

Quality, comfort and durability : our selection of the best materials and quality construction guarantees optimal comfort and increased durability. To enjoy your sailing whatever the weather conditions.

Sport shoes

The ultimate generation of moccasin engineered with the technology and comfort of sport shoes.

- Flexible pull up kip leather with lateral mesh for increased breathability.
- Kip leather lining.
- Shock-resistant insole with antibacterial lining fabric.
- Extremely flexible 100 % rubber sole with high lateral stability and drainage channels : for outstanding grip on wet decks.
- Highly resistant lateral sewing and nylon lace.



Sport,
53965



56160

MEN		
Size	Brown	Grey
40	53965	56160
41	53966	56161
42	53967	56162
43	53968	56163
44	53969	56164
45	53970	56165
46	53971	56166
Sole	Brown	Grey
Lace	Brown	Grey

Crew shoes

The traditional flexible pull up kip leather deck shoe.

- High colour fastness.
- All materials are water resistant.
- Flexible TR* and rubber double sole with Blake sewing.
- Ergonomical and comfortable insole offering increased thermal insulation.

* Thermoplastic Rubber

56154




LADIES		
Size	Sky blue	Navy blue
36	56154	53959
37	56155	53960
38	56156	53961
39	56157	53962
40	56158	53963
41	56159	53964
Sole	White	Brown
Lace	White	Navy blue

53932



53939



53946

MEN			
Size	Brown	Navy blue	Navy blue/ brown
40	53932	53939	53946
41	53933	53940	53947
42	53934	53941	53948
43	53935	53942	53949
44	53936	53943	53950
45	53937	53944	53951
46	53938	53945	53952
Sole	Brown	Brown	Brown
Lace	Brown	Navy blue	Brown

Boots



Cruising boots

- High boots.
- Navy blue natural rubber.
- Non-slip razor cut rubber outsole with drainage channels.
- Removable footbed.
- Heel, toe and instep outer rubber reinforcement.

Size EU	Size UK	Reference
36	3 ½	54126
37	4	54127
38	5	54128
39	6	54129
40	6 ½	54130
41	7	54131
42	8	54132
43	9	54133
44	10	54134
45	10 ½	54135
46	11	54136



Hiking boots

- 5-mm neoprene upper for warmth.
- Flatlocked seams for a snug fit.
- Rubber reinforced toes, heel and instep for increased support when dinghy hiking.
- YKK non-corroding zipper entry with Velcro tab to secure zipper and neoprene gusset to reduce water ingress.
- Non-marking razor-cut rubber outsole for improved grip.
- Removable cushioned insole.

Size EU	Size UK	Black/grey
37/38	4 ½	57419
39	6	57420
40	6 ½	57421
41	7	57422
42	8	57423
43	9	57424
44	9 ½	57425
45	10 ½	57426
46	11 ½	57427

Key rings



Key rings

18244
Set of 10 polished brass key rings.



Floating key rings



Model	Ref.	Buoyancy*
A 1 Cork ball	13391	52 g
B 2 Cork balls	412500	104 g
C Mooring buoy**	44526	Biconical 44 g / Spherical 88 g
D Soft glossy PVC sphere	63920	25 g
D Soft glossy PVC fender	63921	

* Average weight by type of keys : car 15 g, boat or motor 10 g, padlock 8 g.
** 10 models of assorted colours.

Gloves



Th. Martinez/Sea&Co ©



Size	2 short fingers	5 short fingers
XXS	2102019	2102049
XS	2102020	2102050
S	2102021	2102051
M	2102022	2102052
L	2102023	2102053
XL	2102024	2102054
XXL	2102025	2102055

First + Gloves

Sailing gloves made of very soft leather, salt water treated, double seams, cuff with a velcro-type fastening, Spandex top for an optimal comfort. Leather strengthened palms and fingers.



Size	2 short fingers	5 short fingers
XS	2102120	2102150
S	2102121	2102151
M	2102122	2102152
L	2102123	2102153
XL	2102124	2102154
XXL	2102125	2102155

Team Gloves

Sailing gloves made of soft Amara, double seams.

Strengthened palms and fingers to keep a good adhesion on ropes and to improve the abrasion resistance. Spandex top for an optimal comfort. Very comfortable even when wet. Quick-drying.



Th. Martinez/Sea&Co ©



Rigging Gloves

Must-have for regatta!

Sailing gloves made of soft Amara, double seams. Griptech strengthened on palms and fingers in order to keep a good adhesion on ropes and to improve the abrasion resistance. Spandex top for an optimal comfort. Very comfortable even when wet. Quick-drying.

Size	2 short fingers	5 short fingers
S	2102220	2102250
M	2102221	2102251
L	2102222	2102252
XL	2102223	2102253
XXL	2102224	2102254



Storm + Gloves

Warm sailing gloves for regatta.

2 mm neoprene fabric construction, Griptech strengthen on palms to keep good adhesion on ropes. Amara strengthen on fingers. Double seams. Perfect for winter and mid-season use.

Size	
S	2101405
M	2101406
L	2101407
XL	2101408

Sunglasses



O'WAVE sunglasses feature high quality polycarbonate lenses with **polarized technology** to reduce glare on the water surface. Top visual clarity with no image distortion. Rectangular lightweight frames are ideal for boating and water activities.

- CE standard compliant
- Sun protection category 3
- Protect from 100 % UVA, AVB and AVC



Sunglasses supplied with fabric pouch, protective glasses cases and cleaning cloth.



Maupiti
Carbon black **2421634**



Nukuloa
Blue, yellow rubber **2421645**



Blue, orange rubber
2421635



Black **2421633**



Grey, green rubber
2421646



Black, red rubber
2421644



Tuamotu
Tortoiseshell **2421622**



Greyhound
Blue, green rubber **2421575**



Black **2421621**



Grey, red rubber **2421573**



Black **2421571**



Keywest
Grey, red rubber **2421584**



Ravahere
Black, green rubber **2421657**



Blue, yellow rubber
2421583



Black, orange rubber
2421581



Blue, yellow rubber
2421658



Grey, red rubber
2421659

Eyeglass cords



Eyeglass cords. Assorted colors.
Batch selling for professional: 6.



2321101



2321103



2321104



2321115



2321106



2321108



2321109



2321110



2321117

Ref.	Designation	Description	Clamping ring	Floating
2321101	Basic	Light, fastening rings on the arms. Steel springs and clips.	-	-
2321103	Pro	Mini halyard, fastening latex rings on the end of the arms. Clamp ring.	✓	-
2321104	Duo	Mini halyard, double fastening system. Clamp ring.	✓	-
2321115	Silicon	Silicone cords. Original design. Fastening rings on the end of the arms.	-	-
2321106	Neoprene	Large neoprene strip (non-floating).	-	-
2321108	Floating Duo	Large foam float on mini halyard Ø 3.5 mm to ensure the buoyancy of the sunglasses. Double fastening system. Clamp ring.	✓	✓
2321109	Floating 2	Floating cords. Synthetic jersey tube with foam padding. Fastening latex rings on the end of the arms.	✓	✓
2321110	Floating 3	Floating cords. Synthetic jersey tube with foam padding. Fastening rings on the end of the arms.	✓	✓
2321117	Floating 4	Halyard with two floats. Fastening rings on the end of the arms.	✓	✓

Bags

Waterproof bags

The Plastimo range of duffel bags is innovating, versatile, waterproof and features a rugged construction. Smart design with clever features : definitely ideal for watersports and seaside activities.



In the same collection, see drybags page 73.

Waterproof duffel bag

Large capacity full waterproof duffel bag.



2 sizes :
60 L & 80 L



2 reflective patches on each side.



Large inner pouch.

Extendable waterproof duffel bag

Versatile & robust construction. Can be carried and used in a variety of ways. Variable capacity according to use.

Same bag ref. 64695, shown here in compact version (extension gusset zipped = 60 L) and in deployed version (extension gusset unzipped = 80 L).



2 sizes, each size modular :
60/80 L & 80/100 L



Roomy mesh pocket inside.

	Waterproof duffel bag	Extendable waterproof duffel bag
	<ul style="list-style-type: none"> • 60 L : 64697 • 80 L : 64698 	<ul style="list-style-type: none"> • 60/80 L : 64695 • 80/100 L : 64696
Colour	Black / Grey	Blue
Fabric performance	Tough 500D Tarpaulin. Waterproof construction with heat welded seams. IP66 protection rating.	Tough 500D Tarpaulin. IP64 protection rating.
Comfort	<ul style="list-style-type: none"> - Roll-down closure system + lateral buckles. - Removable shoulder strap and large top carry handles also allow use as a backpack. - Rubber haul handles. - Large inner pouch. 	<ul style="list-style-type: none"> - Extendable bag : unzip one or both extension gussets. - Large opening on top for easy access to packaging space. Waterproof zip. - Roomy mesh pocket inside. - Backpack adjustable padded straps for maximum comfort. - Padded top carry handles. - Rubber haul handles. - 4 rubber feet to reduce chafing and rubbing.
Visibility	4 reflective patches (2 on each side)	-
Dimensions	<ul style="list-style-type: none"> - 60 L : Ø 33,5 x 68 cm - 80 L : Ø 37,5 x 75 cm 	<ul style="list-style-type: none"> - 60 L : Ø 38 x 55 cm (70 cm when bag fully extended) - 80 L : Ø 40 x 65 cm (80 cm when bag fully extended)



Wet and Dry bag

• Black/Red : 65839

Clever and handy : isolate your wet equipment from your dry essentials !

Bag consists in two compartments : **one compartment designed for wet equipment**, very easy to access on the outside.

Features a mesh front for air flow and drainage ; **one waterproof (IP66) compartment for dry clothes** and belongings, with zippered inside pocket.

• Fully adjustable and padded shoulder straps.

• **Waterproof dry compartment (IP66 rating)** : thermo-welded seams, roll-down closure with buckle and strap.

• Tough abrasion resistant Tarpaulin 500D material + wet pocket in Ripstop 210T.

• **35-Litre total capacity** : 25 L for Dry compartment + 10 L for Wet compartment.

• Dimensions : Ø 30 cm x height 84 cm.



IP66 protection rating :

- Waterproof, can handle quick immersion.
- Sand and dirt proof.



Backpack or hand-carried.



Roll-down closure with buckle fastening (IP66 waterproof rating for Dry compartment).



Easy access to Wet compartment, 10-Litre capacity.

Foam padded back with air flow feature for extra comfort as a backpack.



Barrel bag

- Orange/black : 66058
- White/navy : 66059

All-rounder dry tube, protects and carries your personal essentials when practising watersports or outdoor activities by the seaside.

Waterproof, IP66 rating : thermo-welded seams, roll-down closure with buckle and strap.

Tough abrasion resistant materials : Tarpaulin 500D and Polyester 600.

• **Capacity** : 20 L.

• Dimensions : Ø 26 cm x height 48 cm.



Double shoulder rope, adjustable in length : carry it on your shoulder or as a backpack.



Practical top carry handle



Waterproof bags



O'WAVE presents a new collection of colourful waterproof bags. Bags from 2 to 50 litres will keep your things dry during all your nautical activities : stand-up-paddle, kayak, sailing... There is one for everyone !



« Tonic » waterproof bags

Terylene 210T, polyester fabric with PVC coating. Lightweight and flexible. See-through. Waterproof seal by rolling (3 times) and clip fastener.

Ref.	Model	Capacity*	Fabric	Dimensions (H unfolded bag x ø)	Weight	Colour
2340302	Waterproof bag « Tonic » 2 L	2 L	210T Terylene, PVC	28 x ø 12 cm	50 g	Aquablue + See-through
2340305	Waterproof bag « Tonic » 5 L	5 L	210T Terylene, PVC	35 x ø 18 cm	80 g	Aquablue + See-through
2340310	Waterproof bag « Tonic » 10 L	10 L	210T Terylene, PVC	47 x ø 20.5 cm	135 g	Aquablue + See-through

* Indicative volume.



Reinforced waterproof bags

Tarpaulin 500D, polyester fabric with PVC coating. Heavy duty for durability. Back adjustable shoulder strap. Waterproof seal by rolling (3 times) and clip fastener.

Reinforced waterproof bags can be used as drybags to store safety equipment.

Ref.	Model	Capacity*	Fabric	Dimensions (H unfolded bag x ø)	Weight	Colour
2340320	Strengthened waterproof bag 20 L	20 L	500D Tarpaulin	61 x ø 23.5 cm	360 g	Orange
2340330	Strengthened waterproof bag 30 L	30 L	500D Tarpaulin	67 x ø 27 cm	515 g	Orange
2340350	Strengthened waterproof bag 50 L	50 L	500D Tarpaulin	72 x ø 33 cm	620 g	Orange

* Indicative volume.



2340360



Backpack

2340360

Orange and black bicolour backpack in Tarpaulin 500D, polyester fabric 500 g/m² with double coating. Very heavy duty for durability. Reinforced back and straps. Zipped IP64 pocket on the front. Waterproof seal by rolling (3 times) and clip fastener.



2340361

Backpack with valve

2340361

Orange and black bicolour backpack in Tarpaulin 500D, polyester fabric 500 g/m² with double coating. Very heavy duty for durability. Reinforced back and straps. The valve allows to inflate the bag to make it buoyant or evacuate air trapped to optimize the volume of the bag in relation to its contents. Waterproof seal by rolling (3 times) and clip fastener.

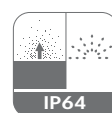


2340362

Duffel bag

2340362

Orange and black bicolour duffel bag in Tarpaulin 500D, polyester fabric 500 g/m² with double coating. Very heavy duty for durability. Two large reinforced carrying handles. Adjustable removable shoulder strap. Lengthwise closing.



Ref.	Model	Capacity*	Fabric	Dimensions (H unfolded bag x ø)	Weight	Colour
2340360	Backpack 30 L	30 L	500D Tarpaulin	72 x ø 24 cm	630 g	Orange & black
2340361	Backpack with valve 30 L	30 L	500D Tarpaulin	68 x ø 25.5 cm	680 g	Orange & black
2340362	Duffel bag 25 L	25 L	500D Tarpaulin	47 x ø 25 cm	455 g	Orange & black

* Indicative volume.

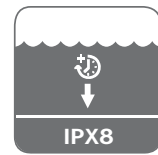
Waterproof pouches



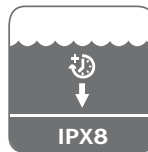
Waterproof pouches "Les Givrés"

- Black : **2340141**
- Peppermint : **2340143**
- Blue : **2340142**

Made in translucent E.V.A material chosen for its flexibility and resistance. Fast opening and closing with clipping clasp. Call and touch-sensitive functions available when the smartphone is inside. Compatible with smartphone models.



Protected against water submersion at 1.5 m for 30 minutes.



Reinforced waterproof pouches

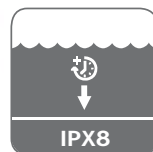
Opening and closing with snap button and triple zip to guarantee waterproofness. Ideally suited to documents, liferaft check book, nautical chart, camera, VHF, smartphone, GPS... Translucent welded plastic. 5 different models.

Ref.	Dimensions	Model
2340122	9.8 x 21.8 cm	For smartphone 5"
2340123	13.5 x 41 cm	For VHF
2340124	13.5 x 22 cm	For documents size S
2340125	18 x 25 cm	For documents size M
2340126	25 x 36 cm	For documents size L



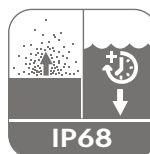
10" waterproof pouch 2340154

Waterproof pouch for tablet or laptop made in transparent welded plastic. Opening and closing with snap button and triple zip to guarantee waterproofness. Jack 3.5 mm plug for waterproof earphone (sold separately). Adjustable strap. Dimensions: 21.5 x 29 cm.



Waterproof case 64238

100% waterproof compact case, IP68 rating. Shockproof and resistant to corrosion. Non-slip design, anti-glare screen for sunlight viewing. Comfortable handstrap for ease of use. Dark-grey colour. Suitable for iPads 2, 3 & 4.



See fixing accessories page 377



Waterproof earphones 2340153

Waterproof earphones + 1.10 m cable. Compatible with 10" waterproof pouch ref. 2340154.

Knives

Large range of knives selected by Plastimo that meet the need of all the boaters. All knives are adapted to marine environment with stainless steel blade.

Care instructions : we advice you to regularly rinse your knife with clear water.

TOPOMARINE

Topomarine,
knives from the
sea

Bi-material knife 2340133

Simple marine bi-material knife. Black and blue, with safety locking blade and soft grip.



Wooden knife 2340132

Traditional wooden knife, shackle key and spike.



Multi-tool 2340115

Multi-tool knife : plain blade, serrated blade, saw, pliers, shackle key, spike, bottle opener, can opener, flat Phillips screwdriver, 3 sizes allen key screwdriver.



100% italian
quality

St. steel knife 36087

Flat stainless steel knife, easily fits in a pocket.



Multi-skilled knife 36088

Multi-skilled knife, ergonomic handle.



Underwater hunting knife 36082

Underwater hunting floating knife, large blade, light and stiff sheath, connecting strap for waist or calf, soft and secure handling grip.



Description	Bi-material knife	Wooden knife	Multi-tool	St. steel knife	Multi-skilled knife	Underwater hunting knife
Ref.	2340133	2340132	2340115	36087	36088	36082
Blade	Half-serrated	Plain	1 plain - 1 serrated	Serrated	Serrated	Serrated
Folding inox blade	✓	✓	✓	✓	✓	-
Shackle key	-	✓	✓	✓	✓	✓
Spike	-	✓	✓	✓	✓	-
Bottle opener	-	-	-	✓	✓	-
Unfolded knife length	18.5 cm	21 cm	15.5 cm	18.5 cm	18.5 cm	27 cm
Folded knife length	11 cm	10 cm	10 cm	11.5 cm	11 cm	10 cm
Blade length	7.5 cm	7 cm	7.5 cm	7.5 cm	8.5 cm	14 cm
Weight	75 g	120 g	275 g	140 g	100 g	85 g
Handle colour	Black & Blue	Wood	Mat black	Stainless steel	Black	Orange
Sheath		Nylon with belt loop		-	-	-



Safety knife 65475

Stainless steel blade, sharp cutting inside, round outside for safe stowing. Highly visible plastic non-slip handle, ergonomic for perfect grip in an emergency.
Length : 13.5 cm
Weight : 56 g.
Supplied with durable casing that can be attached to belt or lifejacket.

Aquaterra knives

The Aquaterra knife is the must-have knife for practising outdoor aquatic sports such as fishing, motor boating, kayaking or even outdoor hobbies

- High cutting power.
- High corrosion resistance.
- Attachment point to fix a wristloop.
- Safety locking blade and soft grip.



Made in France



65271



65974



65273



66587



66588



Plain blade



Serrated blade

Reference	65271	65273	65974	66587	66588
8 cm blade	Plain blade	Serrated blade	Plain blade	Plain blade	Plain blade
Corkscrew	-	-	✓	✓	-
Unfolded knife length	19.5 cm				
Folded knife length	11.5 cm				
Blade length	8 cm				
Weight	60 g	60 g	68 g	68 g	75 g
Colour	Blue/White	Blue/White	Red/White	Khaki/Grey	Wood
Stainless steel	Equivalent 420	Equivalent 420	Equivalent 420	12C27	Equivalent 420

Offshore sailing knives

Designed for sailing and for highly demanding skippers, the "Offshore" knife offers a range of essential functions on-board a boat : cutting quality, night visibility, locking blade, one-handed opening, corrosion resistance, mechanical resistance...

Its serrated blade enables you to easily cut all types of modern ropes including Dyneema®.

- Premium stainless steel grade 12C27
- Exceptional cutting power
- Delivered with an adjustable wristloop
- Safety locking blade & soft grip.
- High resistance handle: extreme temperatures -60°C + 100°C

12C27 Stainless steel.
High quality. Easy-care
and sharpening.



65268



65269



Serrated blade



65270

Reference	65268	65269	65270
8 cm blade		Serrated blade	
Shackle key	-	✓	✓
Spike	-	✓	✓
Bottle opener	-	✓	✓
Unfolded knife length	19.5 cm		
Folded knife length	11.5 cm		
Blade length	8 cm		
Weight	66 g	85 g	85 g
Colour	Neon yellow/Black		Blue/Black
Glow in the dark		✓	-
Stainless steel	12C27		



Safety locking blade.



Good grip.



Black leather sheath

67106

Sea water resistant. Horizontal and vertical carrying. Snap fastener.

For Offshore, Aquaterra and ref. 2340133, 2340132, 36087, 36088 knives.

Mooring & Tenders



Inflatable tenders



Slatted, inflatable or full floor tender, rigid inflatable boat... For over 25 years, Plastimo has been designing inflatable crafts to meet the needs of all yachtsmen and rental professionals. Capitalizing on users' feedback, Plastimo keeps on extending its range and incorporating the latest technologies to offer very safe and manoeuvrable boats.

Some hints to select the best tender for you

What kind of tender ?



Slatted floor tender :

Traditional floor, feels stable under the feet. Suitable for occasional or regular use. Good stability when boarding and stepping off.



Full floor tender :

For regular use. Aluminium or wood floor. V-shaped inflatable keel provides very good seaworthiness and manoeuvrability. Good stability when boarding and stepping off.



Inflatable floor tender :

For regular use. Compact and lighter in weight than a slatted floor model of similar size. V-shaped hull contributes to excellent seaworthiness.



Semi-rigid tender :

Intensive use. Best in class for performance. Fibreglass filled polyester or aluminium hull. More manoeuvrable and even safer. Single or double V hull : double hull features a horizontal floor, more comfortable and safer to walk about and allows to mount a console.

Which material ?

PVC ?

Plastimo has selected 1100 Decitex thermowelded PVC Pastel® by Mehler Technologies, a material developed specifically for inflatables. It consists of a 4-layer coating on a textile fabric that provides optimum resistance to abrasion, UV-rays and marine environment. Pastel® fabric is recyclable and manufactured according to the DIN EN ISO 9001 standard.

Hypalon ?

Hypalon stems from the ORCA technology by Pennel & Flipo®, acknowledged as a sturdy solution used in industrial and professional marine applications. It is a heavy duty material that withstands extreme temperatures and is recommended in tropical areas.



Warranty


Our PVC and Hypalon carry a 4-year* warranty. The whole tender has a 2-year warranty. When used in rental applications, all warranties are reduced to 1 year. The warranty does not apply to improper use or normal wear and tear.

*Except Horizon models : 2 years.

What does regulation require ?

As regulation may vary from one country to the next, we recommend that you enquire about local requirements.

- Plastimo tenders inferior to 2.50 m comply with ISO/CD 6185-1 standard.
- As from 2.50 m, all tenders must comply with 2013/53/EU European Directive and carry the CE kite-mark.



All Plastimo tenders come with carrying valise, repair kit, bellows pump and 2 paddles

Plastimo tenders



Ref.	Floor			Semi-rigid tender	Davits stowage	PVC	Hypalon	Maximum load	Maximum power
	Slatted	Inflatable	Full-boards						
Horizon 61222	✓	-	-	-	-	✓	-	150 kg	-
Horizon 66570	✓	-	-	-	-	✓	-	150 kg	1.5 kW (2 HP)
Horizon 66572	✓	-	-	-	-	✓	-	180 kg	1.5 kW (2 HP)
Horizon 66573	✓	-	-	-	-	✓	-	250 kg	1.9 kW (2.5 HP)
Horizon 66574	✓	-	-	-	-	✓	-	270 kg	2.5 kW (3.3 HP)
Horizon 66914	✓	-	-	-	-	✓	-	355 kg	4.5 kW (6 HP)
Horizon 65384	-	✓	-	-	-	✓	-	150 kg	1.5 kW (2 HP)
Horizon 66577	-	✓	-	-	-	✓	-	250 kg	1.9 kW (2.5 HP)
Horizon 66578	-	✓	-	-	-	✓	-	290 kg	2.5 kW (3.3 HP)
Horizon 66579	-	✓	-	-	-	✓	-	300 kg	3.7 kW (5 HP)
Horizon 66580	-	✓	-	-	-	✓	-	355 kg	4.5 kW (6 HP)
Raid 61161/61162	✓	-	-	-	-	✓	-	250 kg	2.5 kW (3.3 HP)
Raid 61163/61164	✓	-	-	-	-	✓	-	280 kg	3 kW (4 HP)
Raid 61165/61166	✓	-	-	-	-	✓	-	350 kg	3.7 kW (5 HP)
Raid 66078/66079	✓	-	-	-	✓	✓	-	450 kg	7.4 kW (10 HP)
Fun 61169	-	✓	-	-	-	✓	-	380 kg	3.7 kW (5 HP)
Fun 66081	-	✓	-	-	✓	✓	-	664 kg	6 kW (8 HP)
Fun 66082	-	✓	-	-	✓	✓	-	736 kg	11.03 kW (15 HP)
Fun 61172	-	✓	-	-	-	✓	-	500 kg	7.4 kW (10 HP)
Trail 66084	-	-	✓	-	✓	✓	-	500 kg	7.4 kW (10 HP)
Trail 66085	-	-	✓	-	✓	✓	-	600 kg	11.2 kW (15 HP)
Trail 66086	-	-	✓	-	✓	✓	-	750 kg	15 kW (20 HP)
Trail 66087	-	-	✓	-	✓	✓	-	850 kg	18.5 kW (25 HP)
Yacht 66088	-	-	-	✓	✓	✓	-	460 kg	4.78 kW (6.5 HP)
Yacht 66089	-	-	-	✓	✓	✓	-	510 kg	7.4 kW (10 HP)
Yacht 66090	-	-	-	✓	✓	✓	-	600 kg	11.2 kW (15 HP)
Yacht 66427	-	-	-	✓	✓	✓	-	640 kg	11.2 kW (15 HP)
Yacht 66091	-	-	-	✓	✓	✓	-	600 kg	11 kW (15 HP)
Yacht 66092	-	-	-	✓	✓	✓	-	500 kg	11.2 kW (15 HP)
Yacht 66093	-	-	-	✓	✓	✓	-	600 kg	11.2 kW (15 HP)*
Yacht 65401	-	-	-	✓	✓	✓	-	380 kg	3.7 kW (5 HP)
Yacht 65402	-	-	-	✓	✓	✓	-	425 kg	7.4 kW (10 HP)
Yacht 65403	-	-	-	✓	✓	✓	-	495 kg	14.7 kW (20 HP)
Yacht 65404	-	-	-	✓	✓	✓	-	495 kg	14.7 kW (20 HP)
Yacht 66098	-	-	-	✓	✓	✓	-	550 kg	14.7 kW (20 HP)
Yacht Hp 65406	-	-	-	✓	✓	-	✓	495 kg	14.7 kW (20 HP)
Yacht Hp 65407	-	-	-	✓	✓	-	✓	550 kg	14.7 kW (20 HP)
Yacht Hp 66104	-	-	-	✓	✓	-	✓	510 kg	7.4 kW (10 HP)
Yacht Hp 66105	-	-	-	✓	✓	-	✓	520 kg	11.2 kW (15 HP)
Yacht Hp 66106	-	-	-	✓	✓	-	✓	640 kg	11.2 kW (15 HP)
Yacht Hp 66107	-	-	-	✓	✓	-	✓	500 kg	11.2 kW (15 HP)
Tender with fold-down transom 62271	-	-	-	✓	✓	✓	-	460 kg	4.78 kW (6.5 HP)
Folding rigid hull tender 62272	-	-	-	✓	-	✓	-	400 kg	7.4 kW (10 HP)

*18.4 kW (25 HP) if equipped with a jockey console.

Horizon tenders



Slatted floor Horizon

Construction in 1100 Decitex PVC, resistant to UV, abrasion and marine environment.
Light grey colour. Black wooden seat.
Painted wood slats, 15 cm wide.

2 year
Warranty

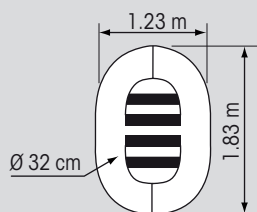
Slatted floor,
15 cm wide slats



230S

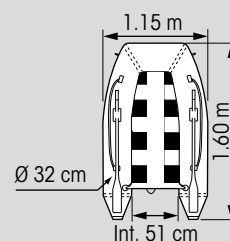


ISO CD 6185



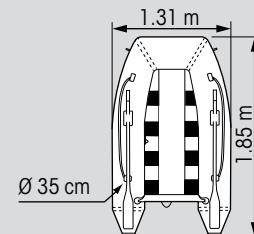
180S

ISO CD 6185



160S

ISO CD 6185



185S

Model	P180S	160S	185S
Reference	Grey : 61222	Grey : 66570	Grey : 66572
Max number of persons			
Maximum load	150 kg	150 kg	180 kg
Overall dimensions	183 x 123 x 34 cm	160 x 115 x 43 cm	185 x 131 x 47 cm
Stowed dimensions	89 x 53 x 27 cm	93 x 44 x 25 cm	102 x 58 x 29 cm
Weight	13 kg	12 kg	14.8 kg
Maximum power	-	1,5 kW (2 CV)	1.5 kW (2 HP)
Floor	15 cm wide slats	Lattes 15 cm de large	15 cm wide slats
Tube diameter	32 cm	32 cm	35 cm
Number of air chambers	2	2	2
Seat	Grey wooden seat	-	Black wooden seat
D-towing rings	2	2	2
Equipment included	Grey wooden seat, carrying valise, repair kit, bellows pump, 2 paddles.	Black wooden seat*, carrying valise, repair kit, bellows pump, 2 paddles.	

*except on tender 160S.



Black polypropylene grabline with yellow fleck, Ø 10 mm for a safe grip.
Line securing point and paddle holder in high grade PVC.



Black wooden seat*
*except on 160S



Painted wood transom features a PVC gunnel on upper rim to prevent water ingress.

Option

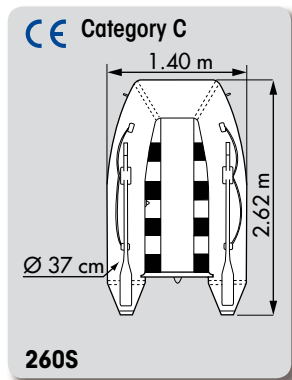
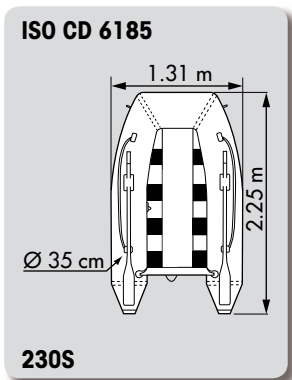
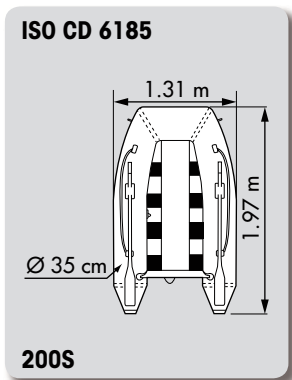
Outboard motor holder

- White : **61535**
- Grey : **65628**

Features a built-in compartment to store the cable neatly.
Fibreglass reinforced polyamide 6 and st. steel screws.
Mounting on Ø 25 mm stainless steel tube.
90 cm st. steel sheathed cable included (Ø 4.2 mm).
Dimensions : 231 x 137 x 47 mm (W x H x Thickn.).
For motor 5 HP max. (30 kg max.).

Inflatable seat version

- 200S : **66070**
- 230S : **66071**
- 260S : **66072**



Model	200S	230S	260S
Reference	Grey : 66573	Grey : 66574	Grey : 66914
Max number of persons			
Maximum load	250 kg	270 kg	355 kg
Overall dimensions	197 x 131 x 50 cm	225 x 131 x 50 cm	262 x 140 x 52 cm
Stowed dimensions	102 x 58 x 29 cm	102 x 58 x 29 cm	110 x 57 x 31 cm
Weight	16.7 kg	21 kg	21 kg
Maximum power	1.9 kW (2.5 HP)	2.5 kW (3.3 HP)	4.5 kW (6 HP)
Floor	15 cm wide slats	15 cm wide slats	15 cm wide slats
Tube diameter	35 cm	35 cm	37 cm
Number of air chambers	2	3	3
Seat	Black wooden seat		
D-towing rings	2	2	2
Equipment included	Black wooden seat, carrying valise, repair kit, bellows pump, 2 paddles.		

Inflated floor Horizon

Construction in 1100 Decitex PVC, resistant to UV, abrasion and marine environment.
Light grey colour. Black wooden seat.

Inflatable floor : high pressure floor guarantees perfect rigidity with no distortion, combined with lightweight and excellent stability.

2 year
Warranty



260B

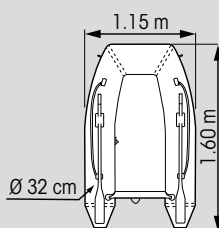
Inflatable seat version

Optimum space saving when folded, additional buoyancy chamber.

- 200B : **66074**
- 230B : **66075**
- P240LJ : **66076**
- 260 B : **66077**

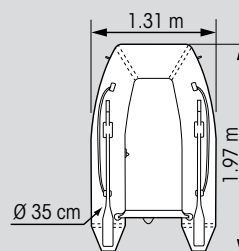


ISO CD 6185



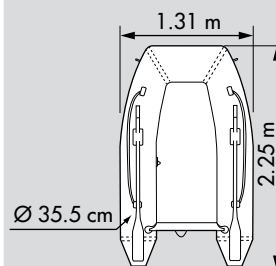
160B

ISO CD 6185



200B

ISO CD 6185



230B

Model	160B	200B	230B
Reference	Grey : 65384	Grey : 66577	Grey : 66578
Max number of persons			
Maximum load	150 kg	250 kg	290 kg
Overall dimensions	160 x 115 x 43 cm	197 x 131 x 50 cm	225 x 132 x 50 cm
Stowed dimensions	93 x 44 x 25 cm	102 x 58 x 29 cm	102 x 58 x 29 cm
Weight	12.6 kg	16.7 kg	18 kg
Maximum power	1.5 kW (2 HP)	1.9 kW (2.5 HP)	2.5 kW (3.3 HP)
Floor	Rigid, inflatable & removable	Rigid, inflatable & removable	Rigid, inflatable & removable
Tube diameter	32 cm	35 cm	35.5 cm
Number of air chambers	2 + 1	2 + 1	3 + 1
Seat	-	Black wooden seat	Black wooden seat
D-towing rings	2	2	2
Equipment included	Carrying valise, repair kit, bellows pump, 2 paddles.	Black wooden seat*, carrying valise, repair kit, bellows pump, 2 paddles.	



P240LJ



Black wooden seat*
*except on 160B

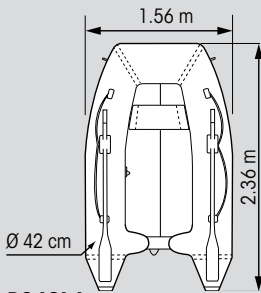


Black polypropylene grabline with yellow fleck,
Ø 10 mm for a safe grip.
Line securing point and paddle holder in high grade PVC.



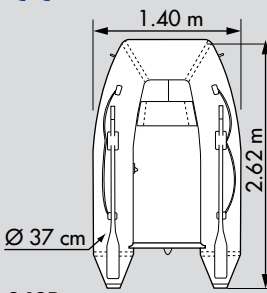
Rigid inflatable tube extensions on both sides of the transom
contribute to a lightweight tender, more compact to stow.

ISO CD 6185





P240LJ

CE Category C



260B

Model	P240LJ	260B
Reference	Grey : 66579	Grey : 66580
Max number of persons		
Maximum load	300 kg	355 kg
Overall dimensions	236 x 156 x 64 cm	262 x 140 x 52 cm
Stowed dimensions	90 x 57 x 32 cm	112 x 57 x 31 cm
Weight	20 kg	20.7 kg
Maximum power	3.7 kW (5 HP)	4.5 kW (6 HP)
Floor	Rigid, inflatable floor	Rigid, inflatable & removable
Tube diameter	42 cm	37 cm
Number of air chambers	2 + 2	3 + 1
Seat	Black wooden seat	Black wooden seat
D-towing rings	2	2
Equipment included	Black wooden seat, carrying valise, repair kit, bellows pump, 2 paddles.	

Inflatable seat version

- P240LJ : 66076
- 260B : 66077

RAID tenders

The design makes the most of space on board with additional storage areas and optimum comfort for the crew. The reinforced cones contribute to optimize planing.

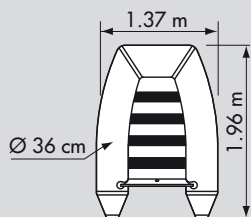
4 year
Warranty



P220SH

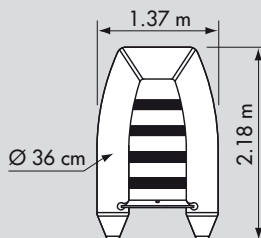
Slatted floor
Reinforced fabric

ISO CD 6185






P200SH

ISO CD 6185



P220SH

Model	P200SH	P220SH
Ref.	Grey/Dark grey : 61161 Grey/Navy blue : 61162	Grey/Dark grey : 61163 Grey/Navy blue : 61164
Max number of persons		
Maximum load	250 kg	280 kg
Overall dimensions	196 x 137 x 46 cm	218 x 137 x 46 cm
Stowed dimensions	100 x 57 x 27 cm	100 x 57 x 27 cm
Weight	17 kg	19 kg
Maximum power	2.5 kW (3.3 HP)	3 kW (4 HP)
Floor*	35 cm wide slats	33 cm wide slats
Tube diameter	36 cm	36 cm
Number of air chambers	2	2
Seat	Aluminium seat + seat patches : supplied as standard	
D-towing rings	2	2
Carrying handle	-	-
Equipment included	Valise, repair kit, belows pump, 2 paddels	

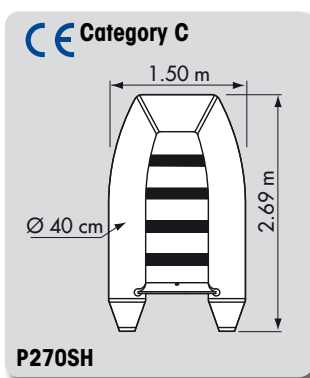
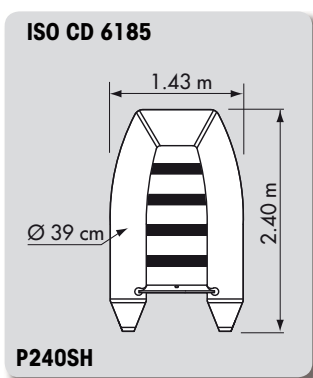


With its very wide slats, the Raid series combines the advantages of slats and full floorboards : it rolls up compactly and yet has a perfect rigidity.

*Slats can be taken apart from the tender floor, thus reducing the folded dimensions to a minimum.



P220SH



P270SH
Aluminium seat, two bow lifting eyebolts for davits.

Model	P240SH	P270SH
Ref.	Grey/Dark grey : 61165 Grey/Navy blue : 61166	Grey/Dark grey : 66078 Grey/Navy blue : 66079
Max number of persons		
Maximum load	350 kg	450 kg
Overall dimensions	240 x 143 x 51 cm	269 x 150 x 53 cm
Stowed dimensions	105 x 57 x 30 cm	110 x 57 x 30 cm
Weight	21 kg	27 kg
Maximum power	3.7 kW (5 HP)	7.4 kW (10 HP)
Floor*	25 cm wide slats	35 cm wide slats
Tube diameter	39 cm	40 cm
Number of air chambers	2	3
Seat	Aluminium seat + seat patches : supplied as standard	
D-towing rings	2	2
Lifting eyebolts for davits	-	4 (2 at the front, 2 in the back)
Carrying handle	-	3
Equipment included	Valise, repair kit, belows pump, 2 paddels	



P270SH
Bow carrying handle.



P270SH
Paddles stowed and secured inside the boat. Two rear lifting eyebolts for davits.

*Slats can be taken apart from the tender floor, thus reducing the folded dimensions to a minimum.

FUN tenders

V-type inflatable hull tenders, for increased lightweight and stability when taking fast rides under power, loaded or not.

4
year
Warranty



Pi270VB

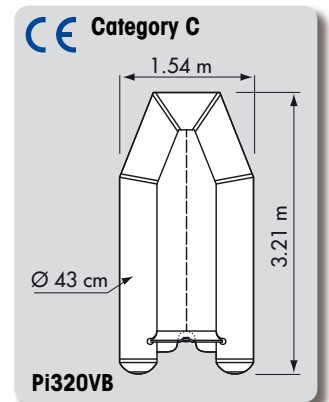
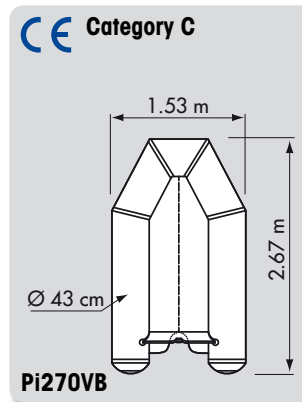
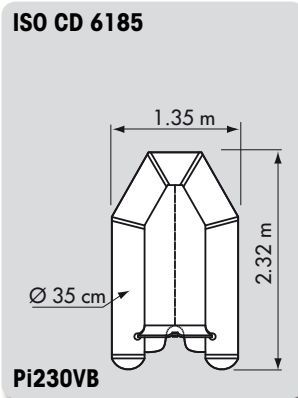
Pi230VB, Pi270VB, Pi320VB:
V-shape inflatable floor + stabilisers



V-shape rigid inflatable hull
(Pi230VB, Pi270VB & Pi320VB).



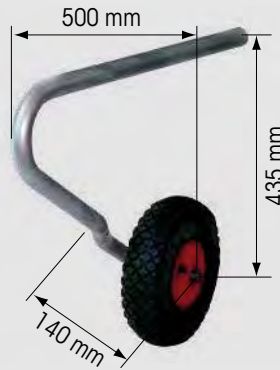
For a comfortable ride, 2 stabilisers extend the inflatable floor. They ease the lift off and keep the boat well balanced throughout the speed band (Pi230VB, Pi270VB & Pi320VB).



Model	Pi230VB	Pi270VB	Pi320VB
Ref.	Grey/Dark grey : 61169	Grey/Dark grey : 66081	Grey/Dark grey : 66082
Max number of persons			
Maximum load	380 kg	664 kg	736 kg
Overall dimensions	232 x 135 x 65 cm	267 x 153 x 75 cm	321 x 154 x 75 cm
Stowed dimensions	107 x 59 x 32 cm	112 x 60 x 33 cm	112 x 60 x 33 cm
Weight	18 kg	27 kg	31 kg
Maximum power	3.7 kW (5 HP)	6 kW (8 HP)	11.03 kW (15 HP)
Floor		Rigid, V-shape, inflatable + flaps	
Tube diameter	35 cm	43 cm	43 cm
Number of air chambers	2 + 2	3 + 2	3 + 2
Seat	Aluminium seat + seat patches : supplied as standard		
Inflatable keel	✓	✓	✓
Reinforced keel	-	-	-
D-towing rings	2	2	2
Lifting eyebolts for davits	-	4	4
Carrying handles	-	3 (1 at the front, 2 in the back)	3 (1 at the front, 2 in the back)
Equipment included	Straps for fuel tank, valise, repair kit, bellows pump, 2 paddles		



Lightweight aluminium seat.




Wheels for tenders with stabilisers


66569

Wheels with stainless steel tracks for tenders with stabilisers. Fixing system mounts on transom. Wheels are easy to secure and remove with locking pin. Fits all Plastimo FUN tenders. Recommended maximum load : FUN Pi320VB + 15 HP engine (approx. 100 kg). Supplied in pairs with mounting instructions and accessories. (Pi120VB, Pi270VB, Pi320VB & Pi270VH)

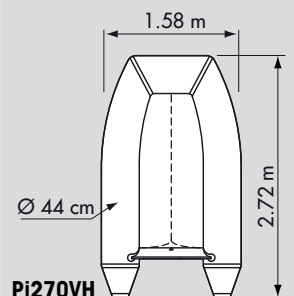
Pi270VH : inflatable floor + keel



Inflatable keel (Pi270VH).

Model	Pi270VH
Ref.	Grey/Dark grey : 61172
Max number of persons	
Maximum load	500 kg
Overall dimensions	272 x 158 x 78 cm
Stowed dimensions	112 x 58 x 32 cm
Weight	33 kg
Maximum power	7.4 kW (10 HP)
Floor	Rigid & inflatable
Tube diameter	44 cm
Number of air chambers	3 + 2
Seat	Aluminium seat + seat patches : supplied as standard
Inflatable keel	✓
Reinforced keel	✓
D-towing rings	2
Carrying handles	2 in the back
Equipment included	Straps for fuel tank, valise, repair kit, bellows pump, 2 paddles

 **Category C**



Pi270VH

Trail tenders

For an easy ride to the harbour in all seasons and situations.
Inflatable V-type hull, full floor in wood or aluminium.
Also ideal on davits.

4 year
Warranty

1100 Decitex PVC fabric for increased abrasion resistance and extra durability.
4-year warranty on fabric and seams.

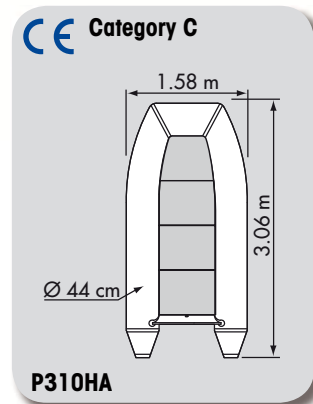
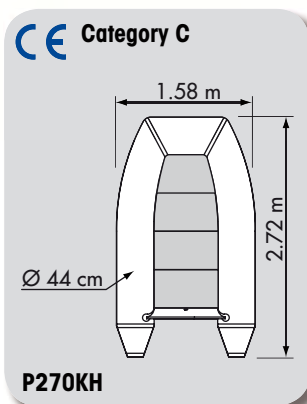
Wooden or aluminium full floor
Inflatable hull



P310HA

The square-shaped bow makes the most of space on board, with additional comfort for the crew and optimum storage area, without sacrificing performance and manoeuvrability.

- Innovative design and reinforced stern cones.
- Stylish combination of light grey and slate grey.
- Black polypropylene grabline with yellow fleck, Ø 10 mm for a safe grip.
- Paddle stowage inside the boat.



Model	P270KH	P310HA
Reference	Grey : 66084	Grey : 66085
Max number of persons/		
Maximum load	500 kg	600 kg
Overall dimensions	272 x 158 x 74 cm	306 x 158 x 75 cm
Stowed dimensions	110 x 57 x 30 cm	112 x 58 x 35 cm
Weight	49 kg	52 kg
Maximum power	7.4 kW (10 HP)	11.2 kW (15 HP)
Floor	Full WOODEN floor	Full ALUMINIUM floor
Tube diameter	44 cm	44 cm
Number of air chambers	3 + 1	3 + 1
Seat	Black wooden seat + seat-patch : supplied as standard.	
Inflatable keel	✓	✓
Reinforced keel	✓	✓
D-towing rings	2	2
Lifting eyebolts for davits	4	4
Carrying handle	3 (1 at the front, 2 in the back)	3 (1 at the front, 2 in the back)
Equipment included	Fixing strap for fuel tank, carrying valise, repair kit, bellows pump, 2 paddles.	



Paddles stowed and secured inside the boat : totally out of your way when not in use.



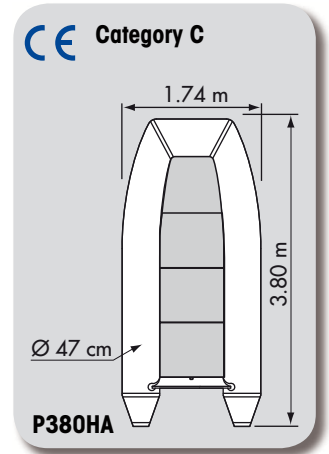
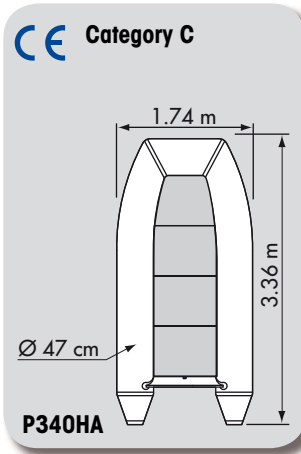
JM Liot ©



Strong carrying handles :
1 at bow, 2 at stern.
Reinforced rubbing strakes for efficient anti-chafe protection.



Inflatable V-type hull provides a stable and comfortable ride and makes it ideal to use under power.



Model	P340HA	P380HA
Reference	Grey : 66086	Grey : 66087
Max number of persons/		
Maximum load	750 kg	850 kg
Overall dimensions	336 x 174 x 83 cm	380 x 174 x 83 cm
Stowed dimensions	125 x 58 x 35 cm	125 x 58 x 35 cm
Weight	59 kg	68.8 kg
Maximum power	15 kW (20 HP)	18.5 kW (25 HP)
Floor	Full ALUMINIUM floor	Full ALUMINIUM floor
Tube diameter	47 cm	47 cm
Number of air chambers	3 + 1	3 + 1
Seat	Black wooden seat + seat-patch : supplied as standard.	
Inflatable keel	✓	✓
Reinforced keel	✓	✓
D-towing rings	2	2
Lifting eyebolts for davits	4	4
Carrying handle	3 (1 at the front, 2 in the back)	3 (1 at the front, 2 in the back)
Equipment included	Fixing strap for fuel tank, carrying valise, repair kit, bellows pump, 2 paddles.	

Yacht tenders

Polyester V-type rigid hull tender : combining fast cruising and optimum safety.
Also ideal on davits.

Up to 3.48 m in length
with tube Ø 48 cm
25 HP motor*
*with jockey console

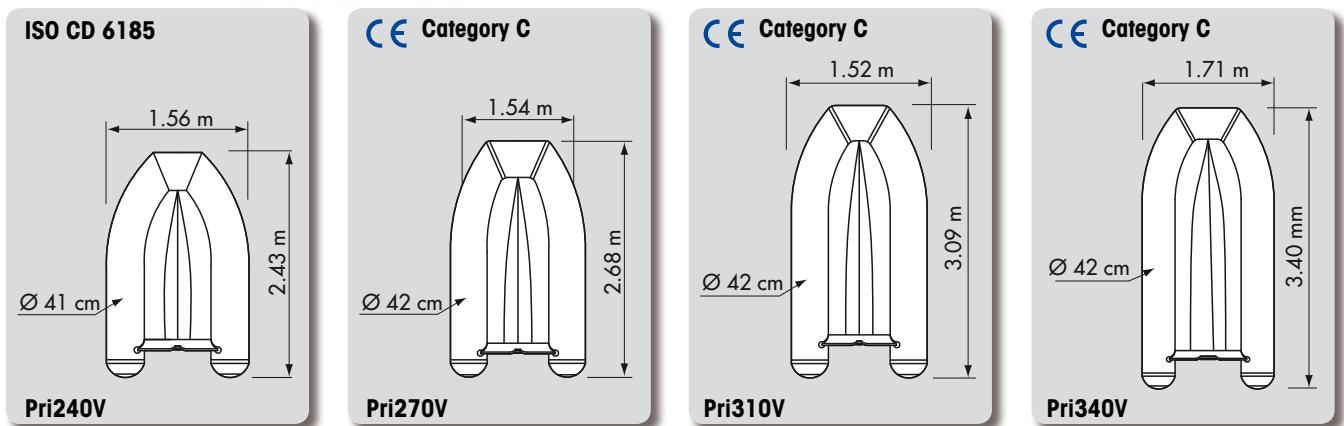
PVC - Polyester hull

- Single-skin (slightly sloped floor) or double-skin (flat floor).
- Stylish combination of light grey and slate grey.
- Paddles stowed inside the boat.

4 year
Warranty



Pri310RF, ref. 66092
V-shape polyester hull + flat floor.



Model	SINGLE-SKIN			
	Pri240V	Pri270V	Pri310V	Pri340V
Reference	66088	66089	66090	66427
Max. number of persons				
Maximum load	460 kg	510 kg	600 kg	640 kg
Overall dimensions	243 x 156 x 68 cm	268 x 154 x 70 cm	309 x 152 x 75 cm	340 x 171 x 78 cm
Weight	43 kg	46 kg	51 kg	55.9 kg
Maximum power	4.78 kW (6.5 HP)	7.4 kW (10 HP)	11.2 kW (15 HP)	11.2 kW (15 CV)
Floor	Non-skid			
Hull	Single-skin V-shape, with ridges.			
Tube diameter	41 cm	42 cm	42 cm	42 cm
Number of air chambers	3	3	3	3
Seat	Polyester seat + seat-patch : supplied as standard.			
D-towing ring	1	1	1	1
Lifting eyebolts for davits	3 (1 at the front, 2 in the back)			
Handrails	6 (4 at the front, 2 in the back)	6 (4 at the front, 2 in the back)	8 (6 at the front, 2 in the back)	8 (6 at the front, 2 in the back)
Carrying handles	3 (1 at the front, 2 in the back)			
Equipment included	Straps for fuel tank, carrying valise, repair kit, bellows pump, 2 paddles.			

V-shape polyester hull with ridges for increased stability and safe turns.



Option

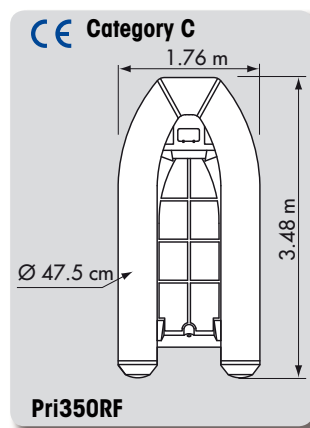
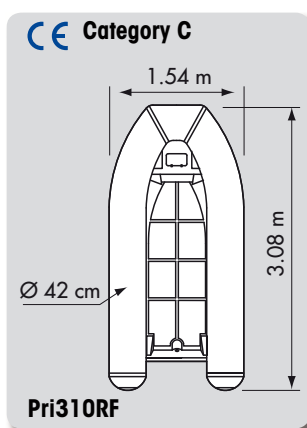
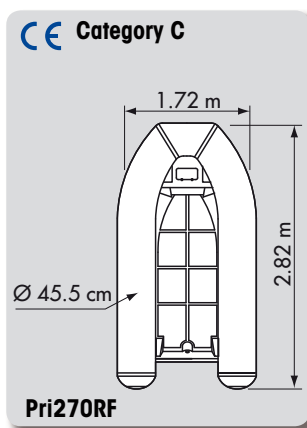
2-seat jockey console 56080




For RIB's from 3 m with polyester flat floor : suitable for 66092 & 66093.

Seat lifts open to provide a storage compartment for instruments and fuel tank.

Cushion included (PU foam with leather-style upholstery).

- Overall length at base : 134 cm.
- Overall width : 49 cm.
- Overall height : 70 cm.



Model	DOUBLES-SKIN		
	Pri270RF	Pri310RF	Pri350RF
Reference	66091	66092	66093
Max. number of persons			
Maximum load	600 kg	500 kg	600 kg
Overall dimensions	282 x 172 cm x 75 cm	308 x 154 x 75 cm	348 x 176 x 79 cm
Weight	62 kg	58 kg	73 kg
Maximum power	11 kW (15 HP)	11.2 kW (15 HP)	11.2 kW (15 HP) or 18.4 kW (25 HP) when equipped with a jockey console
Floor	Flat, non-skid. Integrated storage hatch.		
Hull	Double-skin V-shape, with ridges.		
Tube diameter	45.5 cm	42 cm	47.5 cm
Number of air chambers	3	3	3
Seat	Polyester seat + seat-patch : supplied as standard.		
D-towing ring	1	1	1
Lifting eyebolts for davits	3 (1 at the front, 2 in the back)		
Handrails	6 (4 at the front, 2 in the back)	8 (6 at the front, 2 in the back)	8 (6 at the front, 2 in the back)
Carrying handles	3 (1 à l'avant, 2 à l'arrière)	3 (1 at the front, 2 in the back)	4 (2 at the front, 2 in the back)
Equipment included	Straps for fuel tank, carrying valise, repair kit, bellows pump, 2 paddles.		

PVC - Aluminium hull

PLASTIMO

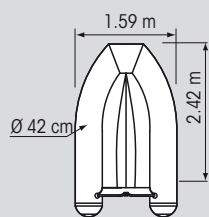
4 year
Warranty



PVC
1100 Decitex

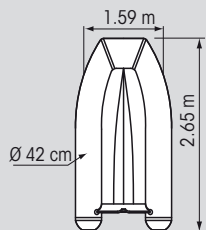
MX-310/ORABS

ISO CD 6185



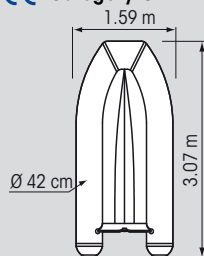
MX-240/ORABS

CE Category C



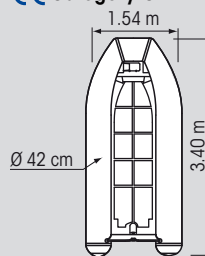
MX-270/ORABS

CE Category C



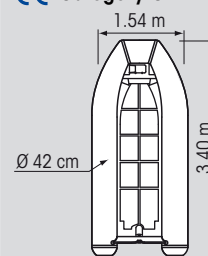
MX-310/ORABS

CE Category C



MX-310/ORABD

CE Category C



MX-340/ORABD

Model	SINGLE-SKIN			DOUBLE-SKIN	
	MX-240/ORABS	MX-270/ORABS	MX-310/ORABS	MX-310/ORABD	MX-340/ORABD
Reference	65401	65402	65403	65404	66098
Max. number of persons					
Maximum load	380 kg	425 kg	495 kg	495 kg	550 kg
Overall dimensions	242 x 159 x 72 cm	265 x 159 x 72 cm	307 x 159 x 72 cm	307 x 159 x 72 cm	340 x 154 x 45 cm
Weight	36 kg	39.5 kg	48.5 kg	55 kg	64.5 kg
Maximum power	3.7 kW (5 HP)	7.4 kW (10 HP)	14.7 kW (20 HP)	14.7 kW (20 HP)	14.7 kW (20 HP)
Floor	Aluminium, V-shape and non-skid			Aluminium, flate and non skid	
Hull	Alu single-skin V-shape (2.5 mm), with ridges		Alu single-skin V-shape (3 mm), with ridges	Alu double-skin V-shape (2.5 mm), with ridges	
Tube diameter	42 cm	42 cm	42 cm	42 cm	42 cm
Number of air chambers	3	3	3	3	3
Seat	Aluminium seat, supplied as standard				
D-towing ring	1	1	1	1	1
Lifting eyebolts for davits	3	3	3	3	3
Front carrying handles	1	1	1	1	1
Rear carrying handles	2	2	2	2	2
Storage locker with latch	No	No	No	Yes	Yes
Equipment included	Straps for fuel tank, valise with 3 carrying handles, repair kit, bellows pump, 2 paddles				

Yacht Hp tenders

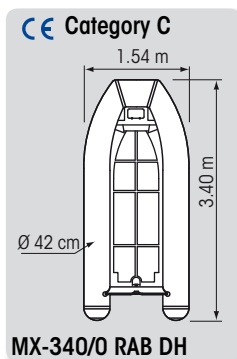
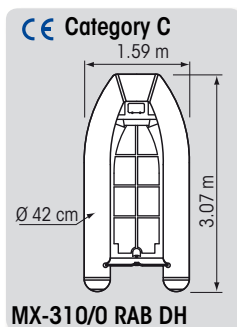
Hypalon tenders : heavy duty Orca® fabric, ideal for intensive use or in tropical environment.

Hypalon - Aluminium hull

4 year
Warranty



	DOUBLES-SKIN	
Model	MX-310/O RAB DH	MX-340/O RAB DH
Reference	65406	65407
Max. number of persons		
Maximum load	495 kg	550 kg
Overall dimensions	307 x 159 x 69 cm	340 x 154 x 73 cm
Weight	55 kg	60 kg
Maximum power	14.7 kW (20 HP)	14.7 kW (20 HP)
Floor	Aluminium, flat and non-skid	
Hull	Aluminium double-skin V-shape (2.5 mm), with ridges	
Tube diameter	42 cm	42 cm
Number of air chambers	3	3
Seat	Aluminium seat, supplied as standard	
D-towing ring	1	1
Lifting eyebolts for davits	3	3
Front carrying handles	1	1
Rear carrying handles	2	2
Storage locker with latch	Yes	Yes
Equipment included	Straps for fuel tank, valise with 3 carrying handles, repair kit, bellows pump, 2 paddles	



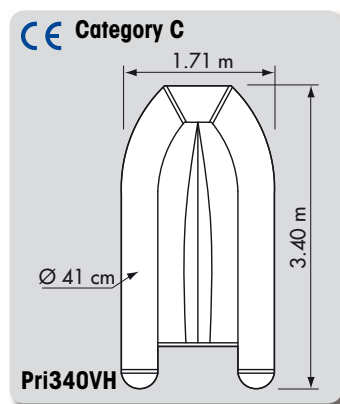
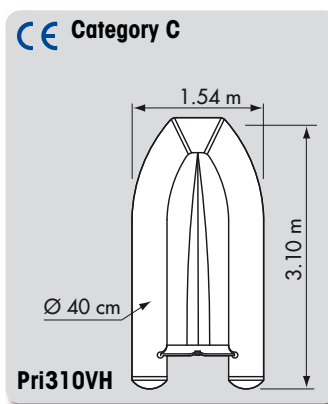
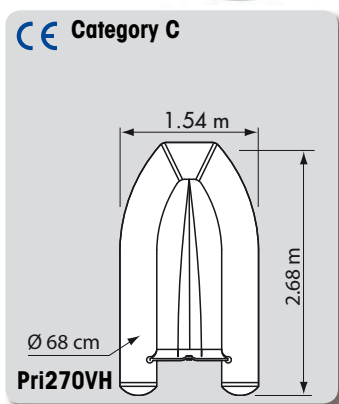
Hypalon - polyester hull

4 year
Warranty



HYPALON

Pri270VH



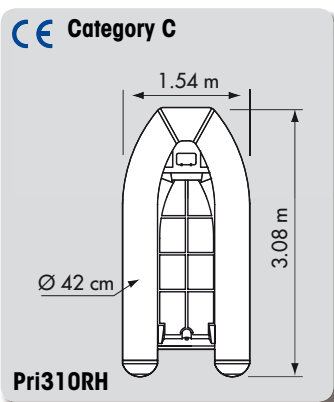
SINGLE SKIN HULL

Model	Pri270VH	Pri310VH	Pri340VH
Reference	Grey : 66104	Grey : 66105	Grey : 66106
Max. number of persons			
Maximum load	510 kg	520 kg	640 kg
Overall dimensions	268 x 154 x 68 cm	310 x 154 x 68 cm	340 x 171 x 73 cm
Weight	45,7 kg	45 kg	56 kg
Maximum power	7.4 kW (10 CV)	11.2 kW (15 CV)	11.2 kW (15 CV)
Floor	Non-skid	Non-skid	Non-skid
Hull	Single skin V-type hull with ridges		
Tube diameter	42 cm	40 cm	41 cm
Number of air chambers	3	3	3
Seat	Polyester seat + seat-patch : supplied as standard		
D-towing ring	1	1	1
Lifting eyebolts for davits	3	3	3
Front carrying handles	1	1	1
Rear carrying handles	2	2	2
Storage	-	-	-
Equipment included	Straps for fuel tank, storage bag, repair kit, bellows pump, 2 paddles		

PLASTIMO



Pri310RH



V-shape polyester hull (Pri270VH, Pri310VH, Pri340VH)
 V-shape polyester hull + flat floor (Pri310RH)

DOUBLE SKIN HULL	
Model	Pri310RH
Reference	Grey : 66107
Max. number of persons	
Maximum load	500 kg
Overall dimensions	308 x 154 x 75 cm
Weight	58 kg
Maximum power	11.2 kW (15 HP)
Floor	Flat & non-skid. Integrated storage hatch.
Hull	Double skin V-type hull with ridges.
Tube diameter	42 cm
Number of air chambers	3
Seat	Polyester seat + seat-patch : supplied as standard
D-towing ring	1
Lifting eyebolts for davits	4
Front carrying handles	1
Rear carrying handles	2
Storage	✓
Equipment included	Straps for fuel tank, storage bag, repair kit, bellows pump, 2 paddles.



V-shaped polyester hull features two ridges for increased stability and safe turns.



Storage.

Tender with fold-down transom

ISO

V-type rigid hull PVC tender with fold-down transom for easier storage in a boat locker.
Can be mounted on davits.

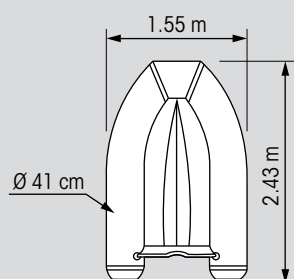
4 year
Warranty

PLASTIMO




- Material : 1100 Decitex PVC fabric
- Polyester hull

ISO CD 6185




MX-240/0 RIB

Fold-down
transom



Fold-down transom with system lock (2 st. steel hinges) & watertight gasket.

Model	MX-240/0 RIB
Reference	White : 62271
Max number of persons	
Maximum load	460 kg
Dimensions	243 x 155.5 x 68 cm
Weight	43 kg
Maximum power	4.78 kW (6.5 HP)
Floor	Non-skid
Hull	Single-skin V-shape, with ridges
Tube diameter	41 cm
Number of air chambers	3
Seat	Polyester seat + seat-patch : supplied as standard
D-towing ring	1
Lifting eyebolts for davits	3
Front carrying handle	1
Rear carrying handles	2
Equipment included	Straps for fuel tank, valise, repair kit, bellows pump, 2 paddles



Minimum size : the fold-down transom allows the storage of the motor inside the tender.

Tender with folding rigid hull



V-type rigid hull PVC tender for fast cruising and stability.
Folding tender, compact and transport friendly.

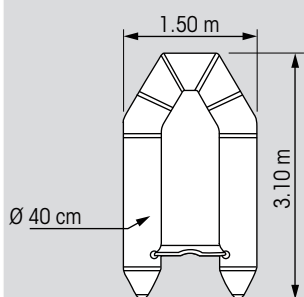
4 year
Warranty

V-shape hull
Non-skid floor



- Material : 1100 Decitex PVC fabric
- Polyester hull


CE Category C



MS-310/1 RIB



Compact and transport friendly.
Folded dimensions : 1.5 m x 1 m.

Model	MS-310/1 RIB
Reference	White : 62272
Max. number of persons	
Maximum load	400 kg
Overall dimensions	310 x 150 x 75 cm
Weight	55 kg
Maxi power	7.4 KW (10 HP)
Floor	Non-skid
Hull	Single-skin V-shape, with ridges
Tube diameter	40 cm
Number of air chambers	2
Seat	Polyester seat & seat patch : supplied as standard
D-towing ring	1
Lifting eyebolt for davits	1
Front carrying handle	1
Rear carrying handles	2
Equipment included	Straps for fuel tank, valise, repair kit, bellows pump, 2 paddles.



Easy deployment.



Fish tenders

The ideal tender for lake or river fishing. Outstanding stability and specific accessories on the P270SF model.



B. Legloir



P180SF

Varnished wooden seat.

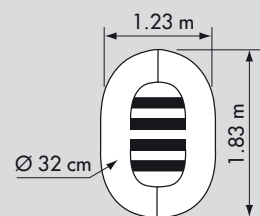
P270SF

4 year
Warranty

Slatted floor

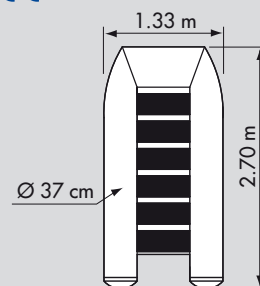
Model	P180SF	P270SF
Reference	Green : 61225	Green : 61226
Max number of persons		
Maximum load	150 kg	350 kg
Overall dimensions	183 x 123 x 34 cm	270 x 133 x 38 cm
Stowed dimensions	89 x 53 x 27 cm	112 x 58 x 33 cm
Weight	13 kg	29 kg
Maximum power	-	4.4 kW (6 HP)
Floor*	Slatted, 15 cm wide slats	
Tube diameter	32 cm	37 cm
Number of air chambers	2	2
Seat	Wooden seat + varnished seat patch : supplied as standard	
D-towing ring	1	-
Rear carrying handle	-	1
Equipment included	Carrying strap, repair kit, bellows pump, 2 paddles	Valise, repair kit, bellows pump, 2 paddles, underseat hold-all bag + rod holder bag

ISO CD 6185



P180SF

CE Category C



P270SF



A rod holder bag situated at the bow is equally suitable for grapnel anchor or fishing tackle. It is supplied with 2 rod holders.



Front and back transoms feature carrying handles.



Underseat hold-all bag for fishing tackle and personal accessories. Thanks to the net at the bottom of the hold-all bag, it can be used as a fish well to stow fish and baits.

*Slats can be taken apart from the tender floor, thus reducing the folded dimensions to a minimum.

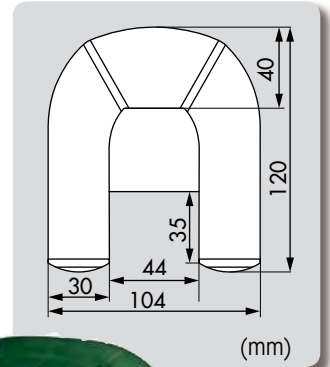


Float Tube 66289

1100 Decitex PVC construction : excellent resistance to abrasion and UV-rays.

- 4 buoyancy chambers : float tube (2 chambers), inflatable seat and removable inflatable backrest (Ø 15 cm).
 - Tube Ø 30 cm provides high seating above the water for better visibility and casting distance.
 - Maximum load : 100 kg.
 - 2 large cargo pockets, zippered and removable.
 - Stripping apron for easier casting and fish landing.
 - Loops on the side for rods and accessories.
 - Fully inflatable for compactibility : deflates into a smaller, more portable size. Weight : 10 kg.
- Supplied with carrying case and repair kit.

2 year
Warranty



Seashore lifejacket

- Seashore, black : **65765**
- Optional pouch : **65575**

165 N inflatable lifejacket designed for use immersed in the water : ideal for angling, surfcasting, flyfishing...

- Manual firing only.
 - Lightweight and ergonomic jacket, short on chest with cutaway sides for greater agility.
 - Straps to secure pouches and angling accessories.
- Shown on photo with optional pouch (17 x 10 cm) with Molle® attachment system.

Compact Fish tender



Slatted floor

Ideal for inland angling waters, this compact and lightweight tender can be conveniently stowed in a car trunk or a boat locker.

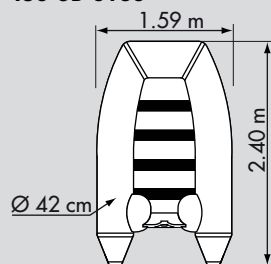
4 year
Warranty

Model	P240SF
Reference	Green/camouflage : 61227
Max number of persons	
Maximum load	350 kg
Overall dimensions	240 x 159 x 54 cm
Stowed dimensions	110 x 57 x 31 cm
Weight	26 kg
Maximum power	3.7 kW (5 HP)
Floor*	Slatted, 30 cm wide slats
Tube diameter	42 cm
Number of air chambers	2
Seat	Wooden seat and seat-patch, supplied as standard
D-towing rings	1
Equipment included	Valise, repair kit, bellows pump, 2 paddles, underseat bag



2 inflatable tube extensions on both sides of the transom contribute to a lightweight tender, more compact to stow.

ISO CD 6185



P240SF

* Slats can be taken apart from the tender floor, thus reducing the folded dimensions to a minimum.

Accessories for RIB's and inflatables

Covers

Ripstop polyamide. UV-resistant. Fits most inflatables. 2 self-gripping straps for quick folding and neat storage. Perfectly tailored with special zip and Velcro opening for motor.



- For P200SH model : **55790**
- For P220SH model : **55791**
- For P240HH, P240KH & P240SH models : **55792**
- For P270HH, P270KH, P270SH & Pi270VH models : **55793**
- For P310HA & Pi310VH models : **55794**
- For P340HA model : **55795**
- For P380HA model : **57063**
- For PRI350RF model : **62286**

56629 : ≤ 2.40 m
56631 : > 2.40 m

56630 : ≤ 2.40 m
56632 : > 2.40 m

24833 : black
56627 : grey

24818 : black
50881 : grey
Halkey Roberts

58132 : grey
60923 : grey

50328
24813

50423

< 2008
52606 : 2 black drain sockets + plugs
24814 : 1 black drain socket

> 2008
54787 : 1 grey drain socket + plug

60926 : Rear carrying handles batch of 2

65680 : Oarlock

Fish tenders
52330 : below seat
52331 : rod holder bag

24816 : PVC repair kit
52371 : Hypalon repair kit

42351 : 2 m - 2.20 m
42352 : 2.40 m - 2.70 m
42353 : 3 m - 3.20 m
53458 : 3.20 m - 3.50 m
50880 : Pri310

BAG

58613 : grey wooden seat for 1.80 - 2.20 m tenders
24828 : varnished wooden seat for 2.40 - 3.30 m tenders
58612 : grey wooden seat for P240LG/LJ tenders
58611 : green wooden seat for P240SF tenders
63923 : alu. 75 cm seat for FUN II tenders
63924 : alu. 85 cm seat for FUN II tenders

60943 : Pump, hose + nozzle

60944 : Hose + nozzle

53457 : Nozzle

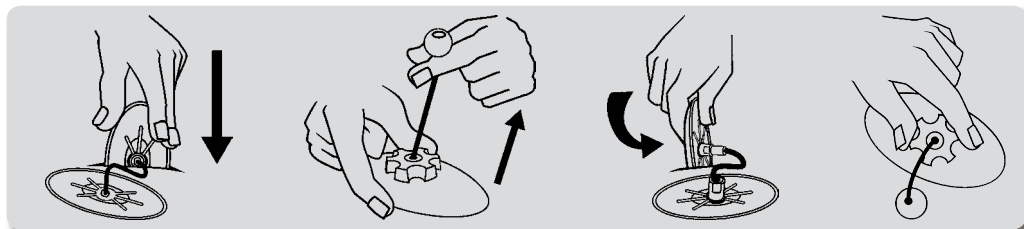


Clamseal® 51645

Patented

Ideal to repair a tear instantly in situ.
Can be used below as well as above the waterline.
Easy repair, no need for any tool or glue :

- enlarge the tear up to 5 cm wide ;
 - introduce the back plate through the tear ;
 - use the nut to clam the two plates tight around the tear and secure the seal.
- Can be used again.



Bags for tenders

Grey PVC bags for tenders and small crafts with a bench. Features a 25 mm thick foam for extra cushioned comfort. Suitable for 20 cm deep x 2 cm thick seat. Fit all Plastimo inflatable tenders.



JM List ©



Holdall 66291

For removable bench. Holdall simply sleeves onto the bench. Dimensions : large zippered pocket, 62 cm long (seat length) x 23 cm wide (seat depth) x 38 cm high.

Multi-pocket saddlebag 66290

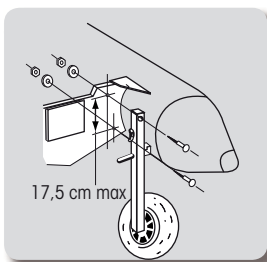
For fixed or removable bench. Fits RIBs. Mounts on the bench with a velcro. Easy to fix and remove in order to take it along when boarding or docking. Dimensions : 66 cm long (seat length) x 23 cm wide (seat depth) x 38 cm high.
Pockets :
4 large zippered pockets 33 x 33 x 10 cm
4 small zippered pockets 33 x 18 x 5cm
4 cup or bottle holders.

Wheels



Puncture-proof wheels

Max. speed : 5 km/h.
Do not trailer-drive.
Slightly reduce the tyres inflation to facilitate rolling on sand.




Wheels for pneumatic boats 62297

Detachable and swing-up wheels, to mount on transom. Suitable for all pneumatic boats with rigid transom. Wheels swing up easily and instantly. When sailing, the lateral movement of the engine is not hindered by the tracks locked upright. Supplied in pairs with mounting instructions and accessories.

- Tracks in 304 L st. steel, 30 x 30 mm.
- Max. load : 150 kg.
- Height : 860 mm.
- Wheels : Ø 260 mm.
- Axis Ø 20 mm. Hub length 75 mm.
- Max. pressure : 2.5 bar.
- Holding bracket thickn. : 3 mm.
- Weight : 8.6 kg.

See wheels for tenders with stabilisers page 137



The spring loaded locking system holds wheel in 3 positions

Plastic retractable wheels 64768

Retractable wheels to mount on rigid transom, suitable for all pneumatic boats not exceeding 110 kg, total weight, including outboard motor. Made from highly resistant plastic, impervious to corrosion and weatherproof. Heavy duty spring loaded locking system. Extra wide wheel, 85 mm. Supplied in pairs with mounting instructions.

- Ø wheel : 140 mm.
- Horizontal hole spacing : 80 mm.
- Vertical hole spacing : 132 mm.
- Stainless steel spring.

Fenders for inflatables



A traditional fender will tilt away from the hull and may eventually slip above or below, whereas the articulated RIB fender follows the curves of the hull and remains in the right position to protect the boat efficiently.

Patent
n°B63B59/00



**MADE BY
PLASTIMO**

Articulated RIB fender

A clever solution created by the Plastimo R & D, specifically adapted to rigid inflatable boats or any boat with a rounded hull. Rotomoulded construction, UV protected, blue or white colour. Comes with 1 m Ø 5 mm rope.

White	Blue	Black	Ø	Length
66345	66346	66428	12 cm	48 cm
66780	66876	66875	15 cm	60 cm



Half-moon fender


- **White : 66347**
- **Blue : 66348**

3 half-moon fenders, assembled on a 1 m webbing strap.

White or blue PVC, UV-protected.
Dimensions of every half-moon : 7 x 26.4 cm.

Clever combination of 3 small half-moon shaped fenders, positioned along a 1 m long webbing strap with a loop at all 4 ends. Provides efficient protection against rubbing and chafing : adapts to all hull shapes, and more particularly to RIB tubular shapes.

Also ideal to protect the hull or the tubes of a RIB when trailered : just insert the halfmoon fenders between the boat hull and the belts that secure the boat on the trailer.



Fenders for RIBs

Made from closed cell polyethylen foam, UV and hydrocarbon resistant. Curved shape to fit the RIB or tender tube. Provides efficient protection against abrasion along pontoons or jetties. Stacks easily for storage.

Dimensions	White	Grey
S : 270 x 440 mm	55798	55799
L : 350 x 800 mm	55796	55797

Large selection of Pumps & Inflators :

foot or hand pumps, electric inflators. Discover our range on www.plastimo.com



Consoles

Plastimo polyester consoles are designed for a dynamic ride for the pilot and optimum comfort for the crew on board RIB's.



Jockey console

56080

For RIBs from 3 metres.

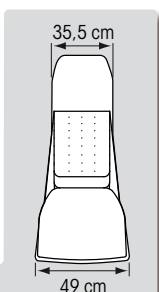
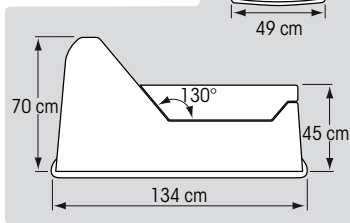
This 2-seat console can be mounted on semi-rigid tenders with a polyester flat floor. Seat lifts open to provide a storage compartment, ideal for instruments and fuel tank.

Supplied with cushion (polyurethane foam with leather-style upholstery).

Overall length at base : 134 cm.

Overall width : 49 cm.

Overall height : 70 cm.



Steering console

56081

For RIBs from 4 to 6 metres.

This console can be mounted on semi-rigid tenders with a polyester flat floor.

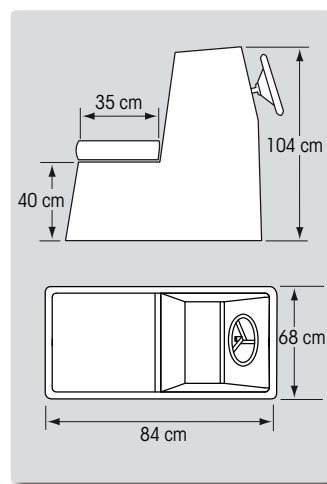
Features a stainless steel grab handle, a windscreen, a seat and a storage compartment.

Supplied with cushion (polyurethane foam with leather-style upholstery).

Overall length at base : 73 cm.

Overall width : 66,5 cm.

Overall height : 137 cm.



Tender care & maintenance



Most efficient on jet skis and RIB's when beaching.

Keelshield, keel wear pad

Keelshield® is a high quality rugged shield made of pure urethane polymers, which provides efficient and durable protection for your bow and keel from abrasion, scratches and scars (against pontoons, buoys, floating objects, rocks...).

Suitable for polyester and aluminium hulls.


Comes as a 125 mm (5") wide roll with exclusive 3M adhesive system. Keelshield® wear pad durability combined with high quality 3M adhesive allow to claim a **LIFETIME WARRANTY**.

Length	Colour	White	Black	Light grey
4 ft - 1.22 m		64541	64550	64559
6 ft - 1.83 m		64543	64552	64561
8 ft - 2.44 m		64545	64554	64563
10 ft - 3.05 m		64547	64556	64565



Installing Keelshield® is an easy DIY job : all you need to do is cut the pad at the required length to protect the chafing area (keel, bow, area around the motor).

Keelshield® is ideal on painted hulls provided they are in good condition. Equally suitable on aluminium hulls (except on some knife-like hull shapes).



Gator patch

- 75 x 150 mm : **64991**
- 150 x 228 mm : **64992**
- 305 x 228 mm : **64993**

Repair patch in fibreglass reinforced polyester, providing a quick fix for a permanent solution. Can be used for protection or cure and repair on metal, fibreglass, wood, plastic, rubber : ideal on RIB hulls, kayaks, tanks, plastic plumbing etc... Will also find many applications in DIY jobs at home.

Watertight : moldable around flat or curved areas, dents, joints or angles. Bonds within an hour simply with UV light. Can also be drilled, tapped, sanded and painted within an hour.

Watertight and impenetrable. Perfect in and out of the water.



Before

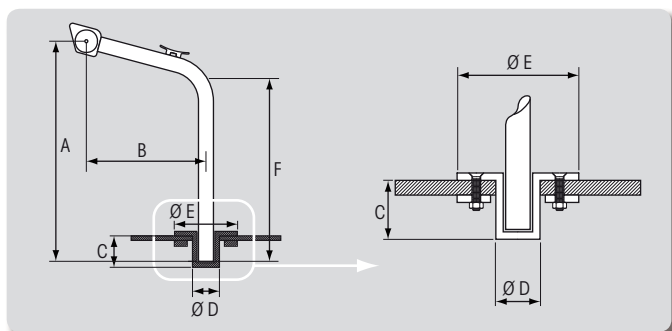
After

Davits

Pivoting davits

Davits for tenders up to 100 kg or 160 kg depending on the model. When used, davits are blocked in a fixed position, determined when installing the davits (spacing between arms). When not in use, the arms swivel and can fold up for space saving on deck and transom. Easy flushmount installation thanks to mounting shoe.

Ref.	Max. load	Tube Ø	Sheave
36182	100 kg	40 mm	Single
36183	160 kg	Double	



Ref.	A	B	C	D	E	F
36182	987 mm	700 mm	130 mm	45 mm	130 mm	580 mm
36183	989 mm	750 mm	170 mm	64 mm	150 mm	645 mm



Supplied in pairs, complete with bottom plates and lines.



36182: 2 blocks, 2 hooks, 2 x 3 m of rope.



36183: 4 blocks, 4 hooks, 4 x 3 m of rope.

Supplied in pairs.

Spare parts



Spare bottom plates (X2)

- For model 36182 : **53497**
- For model 36183 : **53498**

Cargo boom

Removable and folding cargo boom

39122

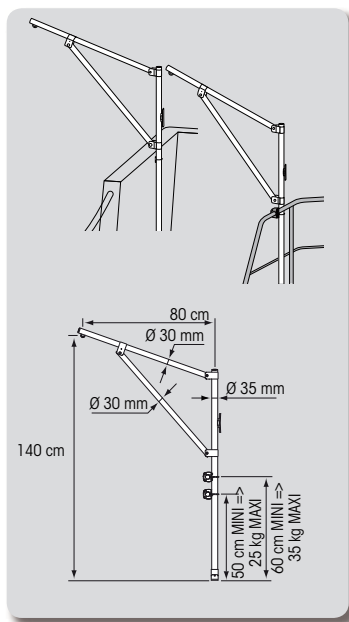
Facilitates the handling of heavy and bulky loads (up to 35 kg or the equivalent of a 6 HP/4-stroke engine). Helps carrying the engine from the tender to the boat's motor bracket or lifting the liferaft from the pontoon to the boat's deck. Swivels on 360°.

Can be mounted either on a sailing boat's pushpit (Ø 22.5 to 25.5 mm) or in the cockpit.

Once the location has been selected and the fastening brackets firmly secured, it only takes seconds to set up the Plastimo cargo boom ready for use.

Supplied with a storage bag including :

- The 316 L stainless steel folding cargo boom.
- 1 rope system, 4:1 purchase (2 double blocks, + 10 m braided polyethylene).
- 1 Plasticlip equipped with a st. steel fixing plate.
- 1 st. steel articulated mounting shoe which adapts to different mounting angles.



Option



- **Outboard engine harness**

39315

2 m webbing, 35 mm wide. Strap is stitched together on a short length to be used as a handle. St. steel buckle.

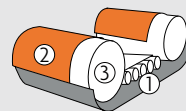


Inflatable kayaks

The new kayaks are innovating, lightweight, comfortable, durable and very stable.

Construction

- ① Floor : XP™ construction. Uses X-beam technology to produce a stiff, durable PVC beam floor.
- ② Rugged 600D polyester cover provides comfort, performance and excellent UV protection.
- ③ Bladder : K80 PVC.



Open 2.45 m kayak 66111

Perfect for fishing and snorkelling.

Kayak with a good quality glide.
Cockpit opened for easier drainage.
Large storage space back.
Comfortable removable seat and adjustable position with velcro bands.
High backrest in foam for optimal back support.
Supplied with repair kit. Turquoise colour.



Pump to 0,14 bar
(= 140 mbar = 2PSI).
Do not over-fill.

- Rod holder and large storage net at the backrest.
- 2 carrying handles (front and back).
- 1 footrest.
- Capacity : 1 person / 113 kg maxi.
- Dimensions : 244 x 89 cm (L x l).
- Weight : 9.1 kg.



Single & Duo kayaks

Recreational kayak for sea or river.

V type for fast rides.
Coated fabric floor for superior abrasion and shocks resistant.
Comfortable removable seat and adjustable position with velcro bands.
High backrest in foam for optimal back support.
Supplied with storage bag and repair kit. Orange colour.

Single 2.70 m kayak 66112

- 1 seat.
- Capacity : 1 person / 113 kg maxi.
- Dimensions : 269 x 91.5 cm (L x l).
- Weight : 12.7 kg.

Duo 3.20 m kayak 66113

- 2 seats.
- 2 footrests.
- Capacity : 2 persons / 181 kg maxi.
- Dimensions : 320 x 91.5 cm (L x l).
- Weight : 13.2 kg.



Rudder plank and directional band.



3 high-pressure valves for faster inflation and deflation.

Common features

- Rod holder and large storage net at the backrest.
- Front & back storage with elastic.
- 4 flexible carrying handles (front, back and 2 on the sides).
- 3 chambers.
- 3 high-pressure valves.
- 2 lateral paddle holders.
- 1 removable rudder plank and 1 directional band.

Options

See pumps
page 158

Cooler for kayaks 66315

- Polyester cooler for Open, Single and Duo kayaks. Cooler features one main compartment with zipper. Bottom with velcro bands to fix it on the kayak.
- Capacity : 8.5 L.
 - 4 built-in rod-holders.
 - 1 front large pocket.
 - 1 PVC pocket on the lid.
 - 2 lateral pockets with zippers.



**Foot pump
55669**
Foot pump with pressure gauge.



Offshore® 55 Kayak 63856

Black card, orange flange. Bracket-mount. Attachment on the kayak lifeline with the shock cords and hooks (included).

Take-down paddle 67091

Aluminium shaft Ø 29 mm, blades in polypropylene reinforced with 40 % fibreglass. Blade orientation is adjustable. Length in use : 2.10 to 2.40 m Length when collapsed for storage : 1.43 m



Stand up paddle

Every inflatable stand up paddle comes with :

- 3 removable and lockable fins
- 3 carry handles at nose, tail and center
- 1 towing ring on tail
- 1 leash attachment point on tail




Full package :
Supplied complete with floating aluminium take-down paddle, leash, pump, carrying bag and repair kit.



1100 decitex PVC + diamond-groove EVA* deck pad

- PVC : durability, stiffness when inflated and resistance to pressure.
- EVA : soft feeling and excellent anti-slip performance, even when wet.

* Ethylene-Vinyl-Acetate, a highly flexible copolymer, UV-resistant.



DWF construction (Double Wall Fabric) :

- The inflatable structure is held in shape by a woven-in system of polyester threads that build a very strong connection between the two PVC layers.
- Air provides volume and stiffness, polyester thread-linking guarantees the regular shape of the boat.

Max. pressure : 1 bar, 15 PSI

Options

- **Spare orange leash : 65544**
- **Fiberglass telescopic paddle : 65543**

- **Aluminium takedown paddle : 65903**
- **Large fin : 65901**
- **Small fin : 65902**
- **Heavy duty hand pump : 65536**

Proposed here as spare pump (included originally in paddle board pack).

Single action hand pump, for inflating SUP Body PVC.

Comes complete with hose (1.50 m), Halkey Roberts nozzle fitting and manometer.

- Capacity : 2000 cc.
- Max. pressure : 1800 mbar - 27.2 psi.
- Dimensions : 22 x 9 x 60 cm (base x Ø x height).



Ref.	Utilisation	L x W x T	Weight
A 65247	1 child or 1 light adult	300 x 73 x 10 cm	16.9 kg
B 65541	1 adult (60-100 kg)	330 x 80 x 15 cm	18.8 kg
C 65542*	1 adult (60-100 kg)	330 x 80 x 15 cm	18.8 kg
D 65248	1 adult + 1 child or equipment	360 x 89 x 15 cm	19.3 kg

* With see-through.



Underwater lighting Glowtube Navi Light, ideal on a stand up paddle board. See underwater lighting page 492



Pumps




Recommended pressure :

- For tender's tube = 300 mBar.
- For inflatable floor = 800 mBar, the correct pressure for required rigidity of the floor and optimum performance of the tender.

Inflate the floor normally until pumping becomes difficult, giving clear indication that you should switch to the second chamber which will provide the extra pressure required (see pump instructions manual).

Remember to ease the pressure if you leave your boat inflated on a hot day, to prevent potential distortion due to volume fluctuation caused by the heat.



Foot pumps

Heavy duty foot pump particularly suitable for synthetic or rubber coated boats.

- Glassfibre polyamide plates.
- Reinforced fabric coated bellows.
- All metal parts in stainless steel.
- Reinforced hose.
- Universal adaptor.

	Capacity	Pressure gauge Ref.	Max. pressure	Dimensions
A	5 L	-	57713 400 mbar - 5.8 psi	28 x 21 x H 6 cm
B	6.5 L	-	10157 200 mbar - 2.9 psi	29 x 21 x H 8 cm
C	6.5 L	✓	55669 300 mbar - 4.4 psi	32 x 23 x H 7 cm



36900 Spare connector for pumps 57713 & 10157.



Double chamber pump 55275

Reaches a max. pressure of 1 bar without effort. Ideal for tenders' inflatable floor.

- Capacity 5 + 1,5 litre.
- Max. pressure : 1 bar - 14.5 psi.
- Dimensions : 32 x 23 x H 7 cm.



Air pressure gauge 35723

Helps checking the pressure of inflatable tenders and boats. Fits easily on the inflator connector.



Hand pumps

Double action hand pump, takes the backache out of inflating tenders, tenders or SUP.

Constructed totally of plastic materials for rust free, low maintenance.

Comes complete with hose and nozzle fittings.

	Capacity	Ref.	Max. pressure	Body	Dimensions
A	2 x 2000 cc	14301	500 mbar - 7.2 psi	Polypropylene	21 x 10 x 45 cm
B	2 x 2500 cc	10386	600 mbar - 8.7 psi	ABS	21 x 12 x 47 cm

Mini-compressor 13436

Automatic electric compressor, can inflate or deflate very quickly any small size boat or tender.

- Output 150 L/min.
- Pressure control 300 mbar - 4.4 psi

max.
• Safe : stops automatically at selected pressure.

- Operates on 12 V battery.
- Power consumption 9 Amp.
- Dimensions : 23 x 13 x 13 cm.
- Weight : 1.1 kg.

Includes nozzle fittings and battery clips.

Electric inflator 37213

Suitable to inflate or deflate all inflatable structures.

- Output 800 L/min.
- Pressure 190 mbar - 2.8 psi.
- Power 750 W.
- Voltage 230 V.
- Overall dimensions : 24 x 13 x 13 cm (L x W x H).

Nozzle fittings and 2 m hose included.





Super Turbo electric inflators

Inflates and deflates large units in a few minutes (RIB's up to 5 m, kites, SUP...).

- Adjustable pressure.
 - Powered by 12 V battery.
 - Safe : stops automatically at selected pressure.
 - Protected in a handy carry-bag.
 - Weight : 1.9 kg. Model with battery : 4.8 kg.
- Includes nozzle fittings, battery clips and 3 m power cable.

Piston flow rate	Turbine flow rate	Pressure	Ref.	Description	Power
150 L/min	450 L/min	300 mbar - 4.4 psi	39326	No battery. Dimensions 23 x 16 x 11.5 cm.	12 V - 15 A
		800 mbar - 11.6 psi	47534	No battery. Dimensions 23 x 16 x 11.5 cm.	12 V - 20 A
150 L/min	450 L/min	800 mbar - 11.6 psi	55670	Incorporates a 7 Ah rechargeable battery. Provides approx. 15 min independent operation when fully charged. Dimensions 28 x 18 x 18 cm. Includes a charger with cigarette-lighter plug.	12 V - 20 A



55674 230 V battery charger for inflator ref. 55670. With standard plug for the mains.



Quick and powerful :
7 m boat inflated
in 7 minutes.



Turbo Max inflator

473348

Inflates and deflates inflatables and RIBs up to 10 m.

- Adjustable pressure (175 to 250 mbar)
- Powered by 12 V battery.
- 2 motors mounted on aluminium plate to disperse the heat.
- Safety fuse
- Comes in a handy carry-bag.
- Dimensions : 31 x 18 x 19 cm.
- Weight : 3.5 kg.

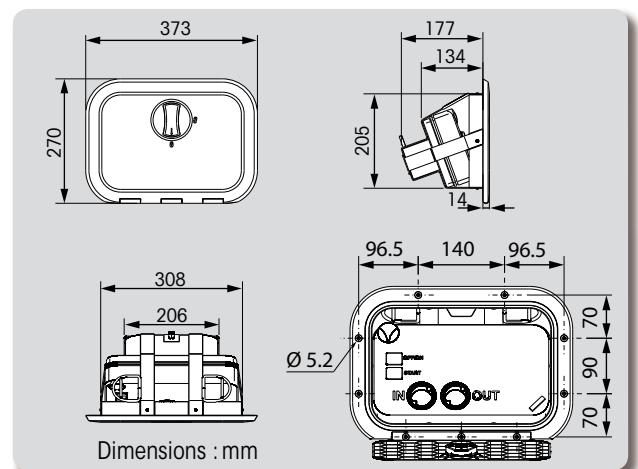
Includes nozzle fittings, battery clips and 3 m power cable.



Built-in Turbo Max inflator

- White hatch + inflator : **66520**
- Black hatch + inflator : **67093**

Same features as Turbo Max inflator, integrated in a waterproof hatch, to have the pump handy at all times. Suitable for SUP, tender, fender... Convenient : 3 m hose.



Inflation time



Ref.	Boat length	2.60 m	3.50 m	4.80 m	5.20 m	5.80 m	7.30 m	9.50 m
13436	Mini-compressor	7 min	-	-	-	-	-	-
37213	230 V. electric inflator	3 min	5 min	-	-	-	-	-
39326	Super Turbo	3 min	5 min	9 min	11 min	-	-	-
47534								
55670								
473348	Turbo Max	-	-	3 min	4 min	6 min	8 min	9 min
66520	Built-in Turbo Max inflator	-	-	3 min	4 min	6 min	8 min	9 min

Rigid tenders



PRS 210 & PRS 245 tenders

- Outstanding stability.
- Large built-in wheel.
- Central bench with reserve buoyancy.
- UV-resistant polyethylene.
- Highly resistant and very sturdy boat.

Model	PRS 210		PRS 245	
Reference	Grey : 40270	Green : 40271	Grey : 42579	Green : 42580
Max number of persons				
Max. load	200 kg		250 kg	
Length	2.10 m		2.45 m	
Width	1.30 m		1.50 m	
Depth	0.40 m		0.40 m	
Weight	30 kg		41 kg	
Max. engine HP (short shaft)	2 HP		3 HP	
Specific features				
Transom mount roll-on wheel	1		1	
Transom pad for outboard	✓		✓	
Benches	Built-in central bench + removable bench with reserve buoyancy.			
Removable rowlocks	2		2	
Flushmount rowlock sockets	2		2	

Options & Accessories

• Spare accessories

Spare rowlock, Ø 51 mm : **44681**



Socket for rowlock Ø 51 mm : **43588**

Spare wheel : **31723**

Wheel bearing : **26329** (1 unit in box, 2 bearings are needed to change the wheel)

• Recommended oars

1.65 m : **16547**

1.80 m : **16548**



Large built-in wheel for easy pulling, even on sandy or pebbly ground.



Slots for oars storage.

Wooden oars & paddles

Oars and paddles manufactured in quality seasoned pine. The oars in particular are laminated in several layers of wood which gives greater flexibility and durability.



Each blade tip is specially reinforced with a wedge shaped cross grain insert.

A + B. Brittonia oars

Quality pine oars, heavily polyurethane varnished. Wide 12 cm blades with shaped handgrip. Brittonia Plus : with PVC collars.

Length	BRITTONIA PLUS	BRITTONIA
	with PVC collars (A)	without collars (B)
1.50 m	16546	10162
1.65 m	16547	10163
1.80 m	16548	10164
1.95 m	16549	10165
2.10 m	16550	10166
2.25 m	16551	10167
2.40 m	16552	10168
2.70 m	16553	10170
3.00 m	16554	10171
3.30 m	-	22745

C. Jointed oars


Heavily varnished pine oars. Shaft Ø 35 mm. Wide 12 cm blades, with composite ferrule. Ideal for inflatables or small dinghies.


Length	Ref.
1.50 m	10193
1.65 m	10194
1.80 m	10195
1.95 m	10172
2.10 m	10173

D. Newbourne oars

Laminated, lightweight pine oars. Shaft Ø 30 mm. Wide 12 cm blade. Supplied with PVC oar collars.

Length	Ref.
1.50 m	16561
1.65 m	16562





Canadian paddles


Length	A - Canadian DeLuxe	B - Canadian standard pine	C - Junior paddle
1 m	-	16566 : 575 g	-
1.25 m	10174 : 575 g	16567 : 700 g	16569 : 650 g
1.40 m	16563 : 725 g	10175 : 750 g	-
1.50 m	16564 : 750 g	16568 : 800 g	-
1.60 m	16565 : 800 g	-	-

Light and perfectly balanced. Aspen with insert of alder, and varnished. Shaft Ø 30 mm. Very broad blade : 18 cm. Reinforced blade tip.	Laminated in several layers and heavily varnished. Shaft Ø 30 mm. Blade fitted with spine. Blade width 16 cm with reinforced tip.	Laminated pine shaft with plastic blade. Supplied with drip ring. Shaft Ø 28 mm. Paddle width 16 cm.
---	---	--

Oarlocks


Chrome plated brass oarlocks



Ø Shank	Ø Oarlock	Width	Oarlock	Top-mount socket	Side-mount socket	
48 mm	12 mm	37.5 mm	29610	29614	29612	1
60 mm	13.5 mm	38 mm	29611	29615	29613	1

Polyamide oarlocks



Colour	Ø Shank	Ø Oarlock	Width	Oarlock	Top-mount socket	Side-mount socket	
Black	51 mm	17 mm	31 mm	44681	43588	43587	10
	56 mm	17 mm	37 mm	44682	43588	43587	10
White	51 mm	17 mm	31 mm	197207	197210	197209	1
	56 mm	17 mm	37 mm	197208	197210	197209	1

Options & Accessories


• Plastic oar collar

Thermoplastic elastomers (TPE). For easier fitting, submerge the collar in soapy water.

Black, Ø 30 mm : **64246**
Long. 88 mm, flange width 50 mm.
For Newbourne oars ref. 16561 & 16562.

Black, Ø 44 mm : **64247**
Long. 115 mm, flange width 70 mm.
For Britannia oars ref. 10162 to 10170.

Grey, Ø 47 mm : **64248**
Long. 150 mm, flange width 70 mm.
For Britannia oars ref. 10171 & 22745.



• Clip

Newbourne oars, Junior and Canadian paddles, clip Ø 30 mm : **45210**

Jointed oars, clip Ø 40 mm : **45236**

For all Britannia models, clip Ø 45 mm : **45242**



• Plasticclip holder **37034**

Holds an oar Ø 40 to 45 mm along a horizontal or vertical tube. Adapts to any tube diameter from Ø 18.5 to 25.5 mm. Supplied complete with screws and nuts.



Oars and paddles

Single oars and paddles

Anodised aluminium shaft, plastic blades.

Model	Length	Shaft Ø	Ref.
A Jointed oar for tender. Sold in pairs.	Assembled 1.60 m. Taken apart 1.05 m	35 mm	10399
B Oar for tender. Supplied with oar collar.	1.50 m 2 m	35 mm	11791 11792
C Paddle for tender.	1.40 m	35 mm	62264
D Paddle with take-away blade. Sold in pairs.	1.50 m	28 mm	10401



Oars-Paddles

Model	Length	Shaft Ø	Ref.
E Jointed telescopic boat hook/paddle.	1.20 m to 1.80 m. Taken apart : 80 cm	25 - 30 mm	10400
F Telescopic paddle-hook, with handle integrated to the blade.	1.56 to 2.30 m	30 mm	44365

Kayak paddles

Model	Length	Shaft Ø	Ref.
G Kayak paddle with 90°, Lexan spoon-shape blades. Aluminium shaft coated with oven baked polyethylene paint.	2.26 m	28 mm	16570
H 70° spoon shaped blades for optimum penetration into the water. Lightweight and highly-resistant aluminium shaft.	2.15 m	28 mm	51151

Paddle for stand-up paddle

Model	Length	Shaft Ø	Ref.
I Lightweight (950 g) and floating. Telescopic fiberglass shaft. Fiberglass filled nylon blade, 23 x 43 cm. Collapsible 3 parts (max. dimension 86 cm).	1.70 - 2.15 m	29 mm	65543

Hooks

Floating pine hooks

Model	Length cm	Ø Shaft		Hook colour	Spare hook
		30 mm	32 mm		
A Floating pine boat hook.	120	16591	-	Grey	62244
	180	16592	-		
B Floating pine boat hook. Plastic en buffer. Anodised light alloy hook.	180	-	10333	White	14733
	240	-	10334		
	300	-	10335		
C Floating pine boat hook. Plastic end buffer. Plastic hook.	180	10337	-	Grey	62244
	240	10338	-		
	300	10339	-		

Fibre glass hooks

Model	Length cm	Ø Shaft 25 mm	Hook colour
Fibre glass boat hook.	120	10111	Black
D Combines strength with lightness. White.	180	10112	
	240	10113	

Light alloy hooks


Model	Length cm	Ø Shaft 25 mm	Hook colour	Spare hook
Floating anodised light alloy.	130	62090	Grey	62095
E Rubber end buffer. Plastic hook.	180	62091		
	210	62092		



Options & Accessories

• Replacement hooks

Model	Colour	25 mm	Ø int. 30 mm	32 mm
A Female hook fitting, plastic	Grey	-	62244	-
B Female hook fitting, plastic	Grey	62095	-	-
C Female hook fitting, anodised aluminium	Grey	-	-	14733



• Plasticclip holder **37034**

To be fixed on Ø 18.5 to 25.5 mm pulpit or stanchion.
Suitable for any tube with a diameter from 40 to 45 mm.
Screws and nuts included.



Grained rubber handle for better grip (ref. 62093 & 62094).

Telescopic boat hook

Anodised aluminium.
Rubber handle.
Quarter turn locking action, at desired length.
Plastic hook grey.

A B

Ref.	Length cm	Shaft Ø	Spare hook
A 62093	60 to 100	30 mm	62095
B 62094	120 to 210	30 mm	62095



Automatic boathook Handydock

Automatic boathook designed to make docking safer. Equally suitable to dock in or dock off, even under heavy loads. Resists 1.5-ton load.

For boats up to 20 m (65 ft).


- **HandyDock 22**
ø rope max 22 mm : **2450122**
- **HandyDock 33**
ø rope max 33 mm : **2450133**

Telescopic oars-paddles

Anodised aluminium.
Plastic blade.



Ref.	Model	Length	Shaft Ø
A 10400	Jointed telescopic boat hook/paddle.	1.20 m to 1.80 m. Taken apart : 80 cm	25 - 30 mm
B 44365	Telescopic paddle-hook, with handle integrated to the blade.	1.56 to 2.30 m	30 mm



Accessories

- **Bollards back up loop** : **2452020**



- **Triggerhook – end piece boatbook** : **2452010**



- **Fixed boathook**
150 cm : **2451150**
- **Telescopic boathook**
96/167 cm : **2451167**
- **Telescopic boathook**
113/200 cm : **2451200**
- **Telescopic boathook**
136/250 cm : **2451250**





Jean-Baptiste d'Enquin ©

Anchors



A good anchor is your best insurance policy.

What is a good anchor ?

An anchor that enables you to face all situations safely : open berth in a nice calm weather, or "emergency" berth when the boat drifts towards the rocks.

The basic rules of a good anchoring system

Do not overlook the importance of every element in your anchoring system : it is only by selecting top quality elements and assembling them correctly together that one obtains a perfectly reliable anchoring.

- **Chain** : diameter must be generous and length at least 5 times the boat length (see table).
- **Rope** : opt for polyamide, which provides good abrasion and tension resistance, with a good stretching capacity (18 to 25%) to absorb the surges that waves impact on the anchor.

Numerous tests carried out throughout the world have demonstrated that **the geometric proportions of the anchor are more important than its actual weight.**

Anchors such as the Kobra, bites into the seabed within seconds due to its weighted tip and holds very well thanks to its broad shoulders. Tests carried by French magazines Voile Magazine and Moteur Boat Magazine gave clear evidence that "a 6 kg Kobra anchor held a 600 kg traction load, in a mixed sand-mud seabed", which corresponds approx. to the traction exerted by a 42-knot wind on a 9 m boat, where a 12 kg anchor is traditionally recommended.

When the local regulation imposes a minimum anchor weight for a given size of boat, it is imperative to follow strictly the regulation. In the absence of a specific regulation, we suggest that you use our table as a guide, to select your primary and secondary anchors.

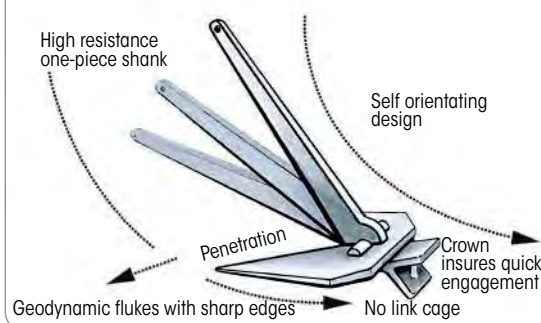
Which anchor for which boat and use ?

Max. boat length	Boat displacement	Min. anchor weight	Ø schackle	Ø chain	Nylon rope Ø
Dinghy, tender, Optimist	-	2 kg 4,4 lb	8 mm	6 mm	6 mm
Dinghy, inflatable boat Small catamaran up to 4 m	300 kg	3.5 kg 7.7 lb	8 mm	6 mm	6 - 8 mm
Boat up to 5.50 m	800 kg	6 kg 13 lb	8 mm	6 mm	10 mm
6.50 m	1000 kg	8 kg 17 lb	8 mm	6 - 7 mm	10 mm
7.50 m	2000 kg	10 kg 22 lb	10 mm	8 mm	14 mm
9 m	3000 kg	12 kg 26 lb	10 mm	8 mm	14 mm
10.50 m	4500 kg	14 kg 31 lb	10 mm	8 mm	14 mm
12.50 m	8000 kg	16 kg 35 lb	12 mm	10 mm	18 mm
16 m	12000 kg	20 kg 44 lb	12 mm	10 mm	18 mm
18 m	16000 kg	24 kg 50 lb	16 mm	12 mm	22 mm
20 m	20000 kg	34 kg 75 lb	16 mm	14 mm	24 mm
25 m	30000 kg	40 kg 88 lb	16 mm	14 mm	24 mm
+ 25 m	+ 30000 kg	60 kg 140 lb	18 mm	16 mm	28 mm

The anchor weight is only given as an indication, per length of boat. However, this criterion alone is not sufficient, and your anchor selection should also recognise the specific construction of your vessel.

Flat anchors

High resistance galvanised steel (55 kg of steel per sq. mm).




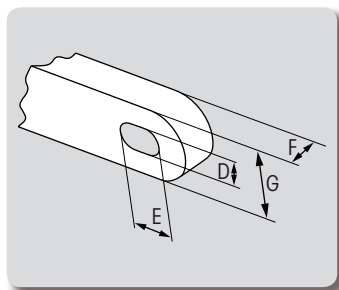
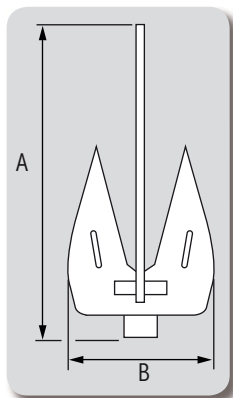
Britany® anchor

Instant biting into the sea bed :

- To prevent potential fouling, the Britany has no large crown.
- To avoid clogging by pebbles, the Britany has no link cage.
- Thin flukes with sharp edges : ensures quick digging even in the hardest sea beds.
- Geodynamic flukes, ensuring easy burial and perfect holding.
- High resistance shank, cast in one piece : gives perfect resistance even to a strong lateral pull.
- Narrow crown, designed to lift the rear of the anchor, so that the flukes dig in immediately.

Boat length	BRITANY	WEIGHT		A mm	B mm	D mm	E mm	F mm	G mm
		kg	lb						
Dinghy, tender	16456	2	4.4	410	185	10	20	12	22
Dinghy, small catamaran	16457	3.5	7.7	498	219	10	20	14	26
5.50 m	16458	6	13	547	270	12	24	14	30
6.50 m	16459	8	17.6	647	312	12	24	14	30
7.50 m	16460	10	22	732	347	14	28	16	37
9 m	16461	12	26.5	786	347	14	28	18	41
10.50 m	16462	14	30.8	788	368	14	28	18	41
12.50 m	16463	16	35.3	841	368	16	32	20	41
16 m	16464	20	44	910	414	16	32	22	41
18 m	16465	25	55	970	451	16	32	22	44
20 m	16466	35	77	1038	522	19	38	22	52
25 m	16467	45	100	1085	550	25	50	25	64
+ 25 m	16468	65	143.3	1196	594	28	56	30	72
	16469	90	198.5	1297	666	31	62	35	80

Anchor weight per boat length is only given as an indication. However, your anchor selection should also recognise the specific construction of your vessel.



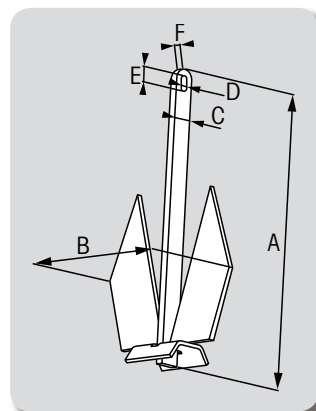
The Britany is the only flat anchor with a shank designed not to foul, thus preventing the anchor from breaking away. It bites into the seabed within seconds.

Reinforced structure on size 35 Kg and up.

Grip anchor

Hot galvanised steel.

Boat length	Ref.	Weight kg	A mm	B mm	C mm	D mm	E mm	F mm
Dinghy, tender	16453	2.5	390	186	24	12	24	14
Dinghy, small catamaran	16454	5	482	244	35	12	24	14
5.50 m	16455	7	580	313	40	12	24	14
6.50 m	26894	9	630	348	45	16	32	16



Alloy anchors

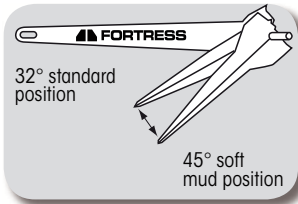
LIFETIME
Warranty



FORTRESS
MARINE ANCHORS

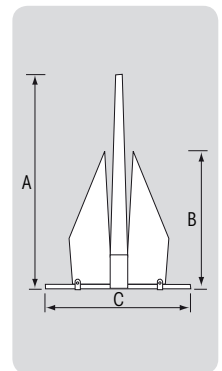
Fortress anchor

A worldwide reputation : the legendary Fortress, unanimously claimed no. 1 in terms of performance, quality and value. Disassembly feature combined with lightweight make it easy to handle by any crewmember.



Exclusively on Fortress : the flukes can be adjusted from the normal 32° angle to 45°, to increase holding power in soft mud bottoms by as much as 400%.

Boat length	Description	Ref.	Weight		Replaces steel anchor		A mm	B mm	C mm	Storage bag for Fortress
			kg	lb	kg	lb				
Below 8 m	FX-7	35892	1.9	4.1	3-4	6-9	610	356	483	55689
8 to 10 m	FX-11	35893	3.2	7.1	4-6	10-13	686	406	559	55690
10 to 12 m	FX-16	35894	4.7	10.4	6-8	14-18	787	457	635	55691
12 to 14 m	FX-23	35895	7.1	15.6	9-13	19-28	914	533	737	55692
14 to 15.50 m	FX-37	35896	10.6	23.5	15-23	33-50	1016	610	813	55693
16 to 18 m	FX-55	39204	16	35.4	23-29	50-65	1168	686	940	65975
18 to 21 m	FX-85	39205	22.9	50.6	32-41	70-90	1295	762	1041	65976
21 to 46 m	FX-125	39206	32.4	71.4	45-77	100-170	1422	838	1143	65977



Dimensions and weights include mud palms.

« This anchor sets instantly, thanks to its long, thin, sharp-pointed flukes. The 82cm-wide transverse bar ensures it never turns on its side (...). We were astonished by its holding power of more than 3 tons, equivalent to the cable load of a 12 m (40 ft) yacht in a hurricane. »
Awesome holding power, speed of setting.

VOILES Yachting Monthly - Nov 2009 **YACHTING** BEAUTIFUL

« This anchor claims to be the «best in the world» and justifies its strap-line by demonstrating an awesome performance : 2.5 tons holding power (...). An astounding holding power, superior to the mooring line when using a weighted line. (...) A specific feature of the Fortress is to propose 2 settings, with 2 holes in the shaft (flukes angle at 45° or 32°). (...) With the angle adjusted for «sand bottom», the Fortress is simply the best anchor. »

Voile Magazine - Mai 2012

Voile magazine



Optional storage bag for Fortress anchor.

Fortress or Guardian ?

Specifications	FORTRESS	GUARDIAN
Aluminium/magnesium alloy	✓	✓
Tough anodised finish	✓	-
Non-magnetic, corrosion resistant	✓	✓
Adjustment of fluke angle for soft mud	32° - 45°	32°
Additional machining of shaft and flukes	✓	-
Disassembles for easy storage	✓	✓
Parts replacement warranty	Lifetime	1 year



Fortress and Guardian anchors can be disassembled for storage or parts replacement.

Fortress and Guardian anchors are supplied with mud palms.

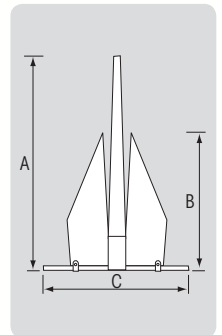
Guardian
UTILITY ANCHORS

Guardian Anchor

More affordable and slightly less sophisticated alternative to the Fortress, the Guardian anchor is also constructed from aluminium/magnesium alloy and is impervious to corrosion.



Boat length	Model	GUARDIAN	Weight		Replaces steel anchor		A mm	B mm	C mm
			kg	lb	kg	lb			
Below 5 m	G-5	36101	1.1	2.5	2-3	4-6	483	279	406
5 to 7 m	G-7	36102	1.3	2.9	3-4	6-9	559	330	457
7 to 8 m	G-11	36103	2.2	4.8	5-6	10-13	635	381	508
8 to 10 m	G-16	36104	3.8	8.3	6-8	14-18	737	432	584
10 to 12 m	G-23	36105	5.5	12.2	9-13	19-28	838	483	686
12 to 14 m	G-37	36106	8.2	18.1	14-22	33-50	965	558	787
14 to 16 m	G-55	55675	12.4	27.3	23-29	50-65	1092	635	889



Dimensions and weights include mud palms.

Bow shields

316 stainless steel plate.


Protects the bow from knocks and chafe when retrieving the anchor.

Metal sheet is pre-bent to allow for installation on any bow design.

Model with hole is designed for a bow with a towing ring.

Mounting with 12 x Ø 4.2 mm stainless steel screws (not supplied).

Ref.	Width	Height	Thickness	Weight
58388	350 mm	345 mm	1,5 mm	650 g
59040	320 mm	277 mm	1,5 mm	950 g



59040

58388

Plough anchors


Kobra® anchor

The Kobra anchor bites into the seabed within seconds and has a very high holding power, thanks to its weighted tip and very broad shoulders.

The outstanding performance of the Kobra results from its particular geometric proportions, which allow you to select safely up to 2 sizes down compared to the usually recommended anchor weight.

- **Kobra 1 with folding shank (patented)**

Cleverly designed to be stored on the bow roller or stowed in the chain locker thanks to its collapsible shank. Its high holding power makes it ideally suitable for use as a picnic anchor, used in conjunction with a weighted mooring line. This reduces the effort necessary in the absence of windlass.



- **Kobra 2 with fixed shank.**

Anchor is supplied with shank not locked (for transport). Shank must be secured and bolted before use.



High resistance galvanised steel : 55 kg/mm²

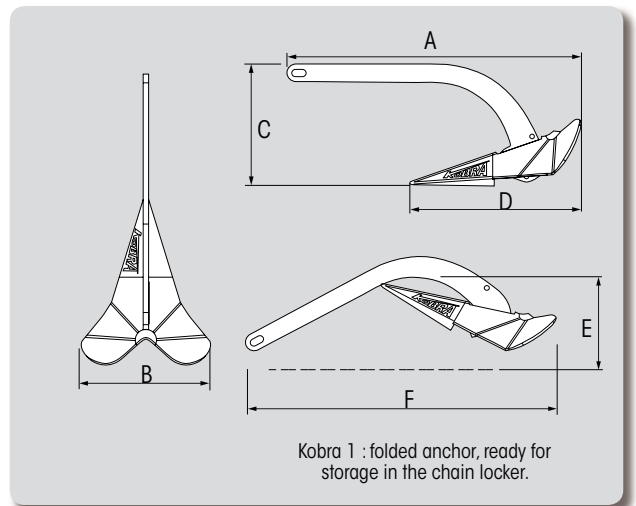


Unanimously acclaimed by the European boating press

"Our underwater footage proves the excellence of the design –the Kobra was the second-best anchor on test– and its behaviour in use was reassuringly predictable. It never failed to set, always digging in rapidly and burying itself well. It's **assuredly the winner of this test**. Taking into account the modest price tag, **it's excellent value-for-money.**"

Yachting Monthly - Nov 2009 / Voiles & Voiliers July 2009

Kobra : test winner with German magazine Yacht on muddy and sandy bottoms.
Yacht - August 2009



Boat length	Model	Ref.	Weight		A mm	B mm	C mm	D mm	E mm	F mm
			kg	lb						
4 m		39140	2	4.4	408	182	168	238	132	441
6 m		39141	4	8.8	523	236	218	310	170	567
8 m	KOBRA 1 folding galva	37680	6	13.2	592	270	247	359	190	638
10 m		37688	8	17.6	640	294	265	388	205	693
12 m		37649	10	22	698	322	290	424	222	758
13 m		49223	12	26.5	739	341	305	452	234	800*
14.50 m		49226	14	30.8	789	361	330	500	254	852*
16 m	KOBRA 2 fixed galva.	49229	16	35.3	815	374	340	503	259	881*
18 m		49296	20	44.1	863	409	366	536	275	940*
20 m		49304	25	55.1	937	456	395	586	296	1023*
25 m		49360	35	77.2	1029	483	446	644	331	1121*

*Dimension F shows shank not locked, for transport convenience. Shank must be bolted before use.

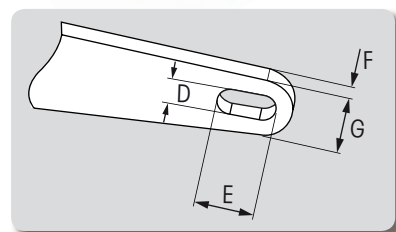
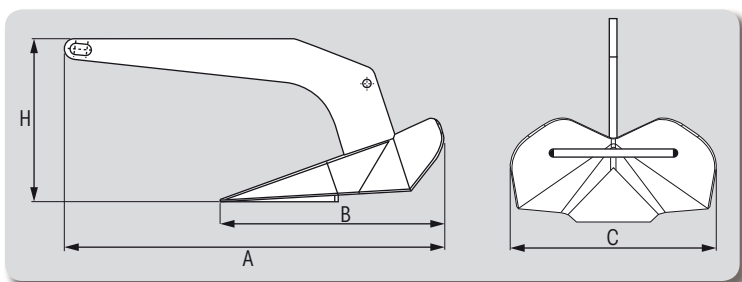


Marine grade alloy, hot dipped galvanised.
Yieldstrength 420 MPa.

DC anchor

Plough anchor with high holding power.

The shaft shape and broad-shoulder flukes combined with a weighted tip contribute to a low gravity point, providing self launching performance and instant setting. Adapts naturally to a bow roller.



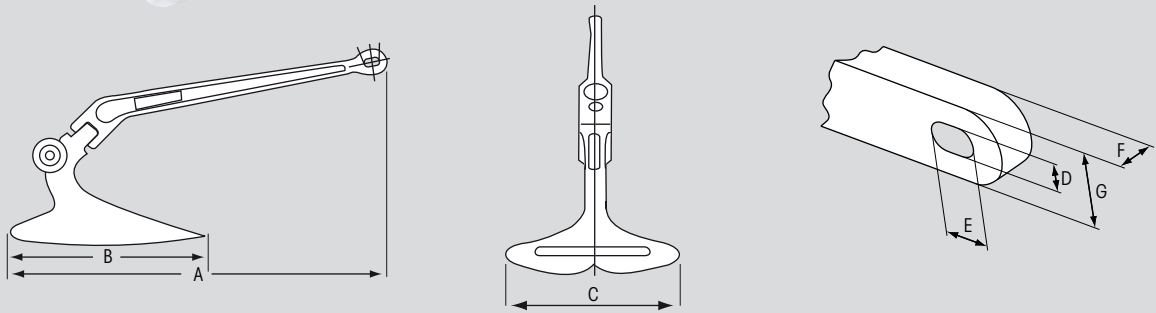
Boat length max.	Ref.	Weight		A mm	B mm	C mm	H mm	D mm	E mm	F mm	G mm
		kg	lb								
6-9 m	63714	4	9	514	303	230	217	16	35	8 ± 0.35	32
9-12 m	63715	6	14	593	350	265	254	16	35	10 ± 0.4	32
12-15 m	63716	10	22	695	410	310	293	19	42	12.1 - 13.5	38
15-18 m	63717	16	35	812	482	362	339	19	42	12.1 - 13.5	44
18-20 m	63718	20	44	877	518	392	370	24	48	16 ± 0.4	48
20-21 m	63719	25	55	945	558	415	397	24	48	16 ± 0.4	52
21-23 m	63720	32	70	1023	603	445	425	26	62	18 ± 0.5	56
23-24 m	63721	40	88	1099	665	489	461	24	48	20 ± 0.5	52
24-27 m	63722	50	110	1175	695	523	486	24	48	20 ± 0.5	52
27-30 m	63723	63	140	1270	760	567	537	28	56	22 ± 0.5	60



Soc® anchor

Plough anchor, available in hot dipped galvanised steel and in 316 L stainless steel.

Boat length	Galvanised Steel	Weight*	
		kg	lb
5.50 m	37846	7	15
6.50 m	37847	9	20
9 m	37848	12	25
12.50 m	37849	15	32
17 m	37850	22	45



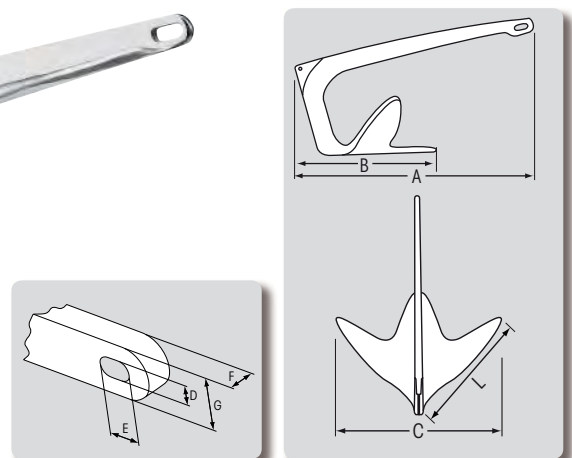
Anchor weight*		Galva. SOC				Eye Ø			
kg	lb	A mm	B mm	C mm	D mm	E mm	F mm	G mm	
7	15	750	400	250	19	19	18	44.5	
9	20	800	410	270	15	15	19	42	
12	25	930	440	305	16.7	16.7	25.5	51.4	
15	32	970	480	320	17.5	17.5	21	48	
22	45	1000	517	360	23	23	21.6	55	
27	60	1080	670	420	22	22	22	53.5	

* Anchor weight can fluctuate slightly due to the manufacturing process.



FHD anchor

- Galvanised steel : thermal treatment increases the breaking resistance.
- 316 L Stainless steel : dipped in decontaminating fluid, totally impervious to corrosion.



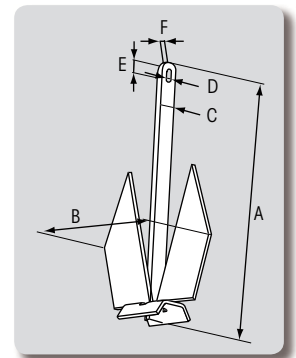
Boat length	Weight		Galvanised					Stainless steel					Eye Ø				
	kg	lb		A mm	B mm	C mm	L mm		A mm	B mm	C mm	L mm	E mm	D mm	F mm	G mm	
3.50 m	2	4.5	51602	350	140	195	130	-	-	-	-	-	-	-	-	-	-
5 m	5	11	35735	470	260	300	215	-	-	-	-	-	24.5	9	9.7	29	
6.50 m	7.5	17	35736	470	300	330	240	35741	450	285	340	240	27.5	14.2	12.5	33.8	
7.50 m	10	22	35737	520	315	370	265	35742	520	315	375	270	30.6	13	13	32.5	
10.50 m	15	33	35738	620	365	440	320	35743	615	355	440	310	38	14.5	14.5	38	
16 m	20	44	35739	690	390	450	330	-	-	-	-	-	40	22	22	51	
19 m	30	66	-	-	-	-	-	37853	765	450	515	375	40	22	22	51	

The anchor weight can be subject to variations due to the manufacturing process.

Flat anchor

Most popular type of anchor.
Hot galvanised steel.

Max boat length	Weight kg	Ref.	A mm	B mm	C mm	D mm	E mm	F mm
Catamaran	4	401040	460	255	30	12	12	12
5.50 m	6	401041	510	280	35	12	32	15
6.50 m	8	401042	535	315	36	16	16	36
7.50 m	10	401043	580	340	40	18	18	15
9 m	12	401044	560	350	40	18	18	20
11 m	15	401047	630	385	50	20	20	18
16 m	20	401048	750	360	50	20	20	20
18 m	25	404955	800	425	55	20	20	25
20 m	30	401049	810	500	60	22	22	27
25 m	40	401054	910	510	67	22	22	27
+25 m	50	414194	1000	560	85	26	26	27
	75	414195	1135	620	88	35	35	27



Grapnels

Folding grapnel with spoon flukes

Hot galvanised steel.

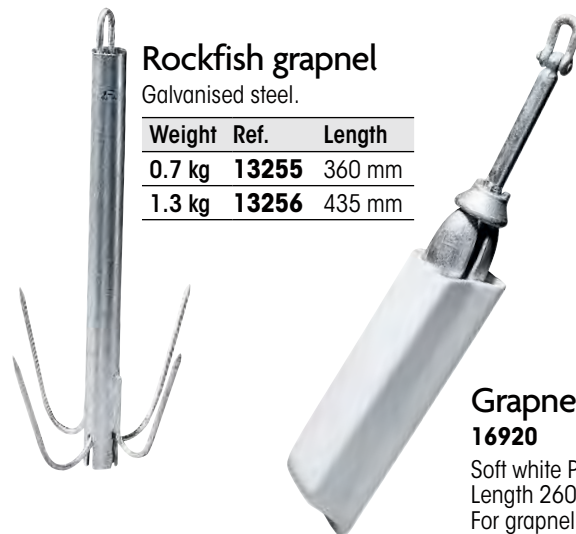
Weight	Ref.	Length
1.5 kg	16471	300 mm
2.5 kg	16472	360 mm
3.2 kg	16473	410 mm
4 kg	16474	450 mm
6 kg	16475	550 mm
8 kg	16476	570 mm



Rockfish grapnel

Galvanised steel.

Weight	Ref.	Length
0.7 kg	13255	360 mm
1.3 kg	13256	435 mm




Grapple holder 16920

Soft white PVC, UV-treated.
Length 260 mm.
For grapnel 2.5 kg max.


Folding grapnel with straight flukes

Hot galvanised steel.

Weight	Ref.	Length
0.7 kg	17682	190 mm
1.5 kg	16449	330 mm
2.3 kg	16450	350 mm
3.5 kg	16451	410 mm
5.5 kg	16452	470 mm
7.5 kg	13257	530 mm
10 kg	13258	620 mm
12 kg	13259	640 mm



Accessories



• **Mooring wedges**
Galvanised steel.

• **Wedges for rock.**
• Straight : **13967**
• Cranked : **13968**

• **Pegs for soft grounds**
(ex. muddy waters, river or canal banks)
• 12 x 300 mm : **27505**
• 20 x 425 mm : **27506**
• 25 x 550 mm : **27507**

• **Hammer**
27498

Mooring bollards



Screw-type bollards, 316 stainless steel

Ref.	Ø	Height	Width	Base	Drilling	Hole spacing
51177	50 mm	95 mm	130 mm	92 x 92 mm	Ø 6 mm	60 x 60 mm
51178	60 mm	120 mm	160 mm	97 x 122 mm	Ø 8 mm	65 x 95 mm
51179	70 mm	142 mm	180 mm	118 x 140 mm	Ø 8 mm	80 x 105 mm
416146	80 mm	172 mm	200 mm	150 x 120 mm	Ø 10 mm	80 x 115 mm



Threaded chromed brass bollards



	Ref.	Ø	Height	Length	Width	Hole spacing	Threading
A	401489	65 mm	65 mm	170 mm	40 mm	90 mm	M10
B	418325	85 mm	74 mm	200 mm	65 mm	105 mm	M12
B	418326	90 mm	87 mm	250 mm	80 mm	135 mm	M14

Safe anchoring

The variety of seabeds and the length of the anchor rode impact the anchor holding power enormously. It is therefore recommended to have systematically 2 anchoring systems, regardless of boat size and regulation.

• Bower and secondary anchor

Use for example a plough anchor Kobra-type, efficient on 80 % of seabeds, and a flat Britany-type anchor, ideal for soft grounds.

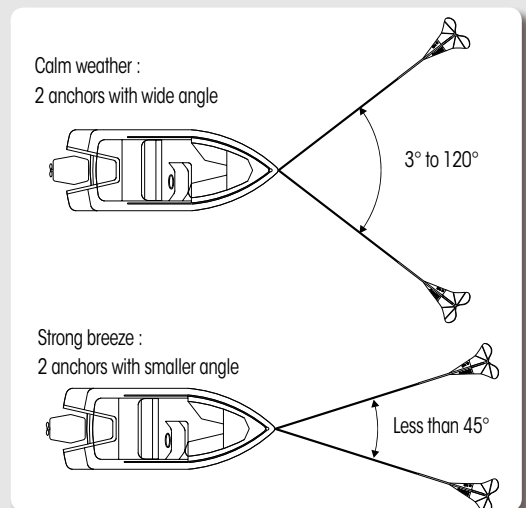
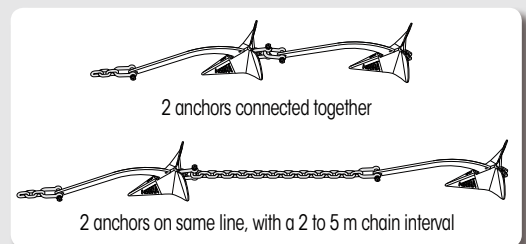
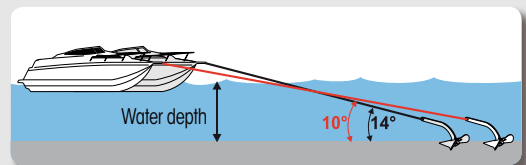
• A third anchoring rode

Is also advisable : aluminium anchor with a weighted rope. Easy to handle by the whole crew and ideally suitable for a "lunch-hook", it can also be used as an extra emergency anchor.

• Scope of anchor line

Should be determined according to the water depth below the keel and the wind conditions :

- less than 10 m : 3 times the water depth, up to Force 3
5 times the water depth, up to Force 6
7 times the water depth, up to Force 9 ;
- more than 10 m : no more than 5 times the water depth ;
- beyond Force 9 : you should set 2 anchors, either each on its own line, or both anchors on the same line.



Mooring packages

To help you make the right choice, Plastimo has put together all the mooring equipment you need in a package including a Brittany, Kobra or Grip anchor, together with the chain, rope and shackles.



Britany package

Anchor	BRITANY 8 kg	BRITANY 10 kg	BRITANY 12 KG	BRITANY 14 kg	BRITANY 16 kg	BRITANY 20 kg
Boat's length	< 6.50 m	6.50 – 7.50 m	7.50 – 9 m	9 – 10.50 m	10.50 – 12.50 m	12.50 – 16 m
Boat's weight	< 1000 kg	1000 – 2000 kg	2000 – 3000 kg	3000 – 4000 kg	4500 – 8000 kg	8000 – 12000 kg
Ref.	35202	35203	35204	35205	35206	35207
Chain	13 m, Ø 6 mm	15 m, Ø 8 mm	18 m, Ø 8 mm	21 m, Ø 8 mm	25 m, Ø 10 mm	32 m, Ø 10 mm
Stranded polyamide	20 m, Ø 10 mm	23 m, Ø 14 mm	27 m, Ø 14 mm	32 m, Ø 14 mm	38 m, Ø 18 mm	48 m, Ø 18 mm
Galvanised bow shackle	Ø 8 mm	Ø 10 mm	Ø 10 mm	Ø 10 mm	Ø 12 mm	Ø 12 mm
Total weight	25 kg	31 kg	52 kg	60 kg	109 kg	140 kg



Kobra package

Recommended for use on open cruisers, RIB's and small sailboats.

Anchor	KOBRA 4 kg	KOBRA 6 kg
Boat length	4 – 6 m	6 – 8 m
Ref.	46564	46566
Chain	8 m Ø 6 mm	10 m Ø 6 mm
Stranded polyamide	30 m Ø 6 mm	30 m Ø 8 mm
Galvanised bow shackle	Ø 8 mm	Ø 8 mm
Total weight	12.2 kg	16.4 kg



Grip package

Anchor	GRIP 5 kg	GRIP 7 kg
Boat length	4 – 6 m	6 – 8 m
Ref.	46565	46567
Chain	8 m Ø 6 mm	10 m Ø 6 mm
Stranded polyamide	30 m Ø 6 mm	30 m Ø 8 mm
Galvanised bow shackle	Ø 8 mm	Ø 8 mm
Total weight	13.5 kg	17.4 kg

Windlasses

12 V windlasses for boats from 6 to 16 m (19 to 52 ft).
Low profile or with drum, they come equipped with :

- Gipsy,
- Up / Down control box,
- Sensor for chain counter.

All 316L AISI stainless steel windlass, or anodised aluminium body with 316L AISI gipsy and drum.




1000 or 1500 W PLUS model with drum



H-500 / H-800 with built-in motor

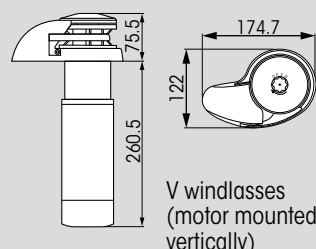
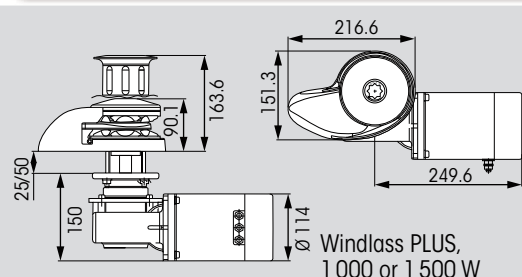
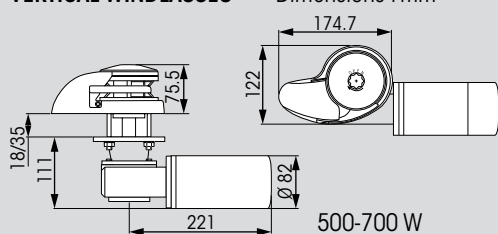
Model	Ref.	Gipsy*	Lift working load
Vertical windlasses			
500 W	63508	6 mm chain / 10-12 mm rope	90 kg
500 W	63510	8 mm chain / 12 mm rope	90 kg
700 W	63514	6 mm chain / 10-12 mm rope	100 kg
700 W	63516	8 mm chain / 12 mm rope	100 kg
1000 W PLUS	64772	8 mm chain / 14-16 mm rope	130 kg
1000 W PLUS with drum	64678	8 mm chain / 14-16 mm rope	130 kg
1500 W PLUS with drum	64679	10 mm chain / -	130 kg
V** - 500 W	64680	6 mm chain / 12 mm rope	90 kg
V** - 800 W	64681	8 mm chain / 12 mm rope	100 kg
Horizontal windlasses			
H - 500 W**	66296	6 mm chain / 12 mm rope	90 kg
H - 700 W**	66297	8 mm chain / -	100 kg
H - 500 W built-in motor	66925	6 mm chain / 12 mm rope	90 kg
H - 800 W built-in motor	66926	8 mm chain / 12 mm rope	100 kg
H - 1000 W with drum	64682	8 mm chain / -	150 kg
H - 1500 W with drum	64683	10 mm chain / -	180 kg

* All models : calibrated chain ISO 4565 + DIN 766 and 3-strand rope (except Ref. 64679, 66297, 64682, 64683 : ISO 4565 chain only).
** Vertical motor.



VERTICAL WINDLASSES

Dimensions : mm





Max. lift load	Hauling speed	Consumption	Weight	Connector	Gipsy	12 V motor	Circuit breaker
270 kg	23 m / min	60 Amp	8 kg	64684	63528	63532	63534
270 kg	23 m / min	60 Amp	8 kg	64684	63529	63532	63534
300 kg	25 m / min	90 Amp	8.5 kg	64684	63528	63533	64690
300 kg	25 m / min	90 Amp	8.5 kg	64684	63529	63533	64690
390 kg	25 m / min	115 Amp	16.7 kg	63538	64686	63530	64691
390 kg	25 m / min	115 Amp	18.1 kg	63538	64686	63530	64691
450 kg	26 m / min	130 Amp	18.3 kg	63538	64687	64688	See Page 469
270 kg	23 m / min	60 Amp	11.8 kg	64684	63528	63532	63534
300 kg	23 m / min	90 Amp	12.9 kg	64684	63529	64689	64690
280 kg	25 m / min	60 Amp	8 kg	64684	66298	63532	63534
350 kg	28 m / min	90 Amp	8.5 kg	64684	66299	63532	63535
670 kg	25 m / min	60 Amp	10 kg	64684	63528	67094	63534
800 kg	28 m / min	90 Amp	10.1 kg	64684	63529	67095	64690
450 kg	25 m / min	115 Amp	30 kg	63538	64686	63530	64691
540 kg	26 m / min	130 Amp	30 kg	63538	64687	64688	See Page 469

Accessories



**Remote control unit
63522**

IP56 protection rating.
With 3.5 m spiral wire.
Dim. : 145 x 50 x 22 mm
(H x W x thickn.).



Up/Down footswitch
Stainless steel
• UP : **63524**
• DOWN : **63523**



**Up/Down dashboard control panel
64170**
Dimensions :
88 x 50 mm (H x W)



**Remote control + chain counter
63527**

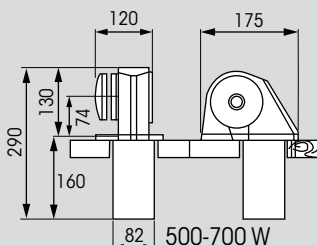
IP56 protection rating.
With 3.5 m spiral wire.
Dim. : 145 x 50 x 22 mm
(H x W x thickn.).



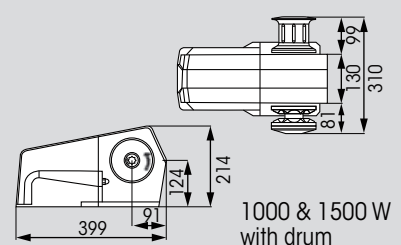
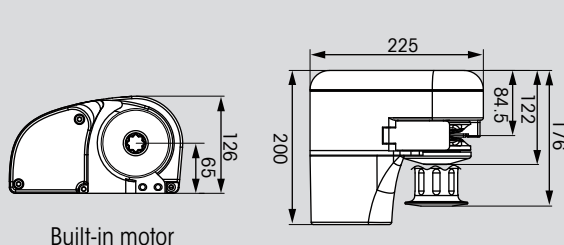
**Radio controlled unit + chain counter
63526**

Wireless : radio controlled, frequency
866 mHz. Max reach 50-60 m.
Dim. : 145 x 50 x 22 mm (H x W x thickn.).
Rechargeable battery :
• Recharge cable : **64692**

HORIZONTAL WINDLASSES



Dimensions : mm



Bow rollers

St. steel bow rollers


Standard bow rollers



Ref.	Length	Width	Max. anchor weight*	
			plough*	flat*
13244	150 mm		7.500 kg	-
A 27102	200 mm	50 mm	7.500 kg	-
18376	250 mm		7.500 kg	-
39673	300 mm		10 kg	10 kg
B 27104	400 mm	80 mm	15 kg	15 kg
39387	500 mm		20 kg	20 kg


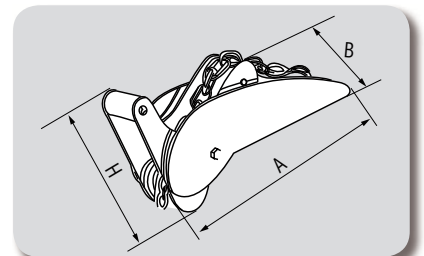
*For most plough and flat anchors.

Hinged bow rollers



Ref.	Length	Width	Height	Max. anchor weight*		Bow roller
	A	B	H	plough*	flat*	
27103	300 mm			10 kg	10 kg	2.5 kg
A 13246	400 mm	80 mm	80 mm	15 kg	15 kg	2.8 kg
39386	500 mm			20 kg	20 kg	3.4 kg
B 39384	330 mm	70 mm	117 mm	10 kg	-	3 kg
39385	495 mm	90 mm	150 mm	20 kg	-	6.5 kg

*For most anchors.



Locking device **39388**

Suitable for all bow rollers with 90 mm width maximum.

Spare parts



- Spare sheaves
 \varnothing 54, width 48 mm : **39389**
 \varnothing 54, width 62 mm : **39390**
 \varnothing 70, width 62 mm : **39391**

Up to 38 mm
and 30 ton breakload



Shackles for marina equipment

Galvanised shackles for connecting the "primary" and "secondary" chains, or for use with the mooring buoy.

Ref.	\varnothing	SWL*	Break load
56011	20 mm	2000 kg	10000 kg
56012	22 mm	2500 kg	12500 kg
56013	25 mm	3100 kg	15500 kg
56014	28 mm	3500 kg	17500 kg
56015	32 mm	4000 kg	20000 kg
56016	38 mm	6000 kg	30000 kg

*Safe Working Load.

Aluminium bow rollers

Aluminium bow rollers

	Max anchor weight	Ref.
A	8 to 12 kg	418618
B	8 to 12 kg	414549
	18 kg	417889

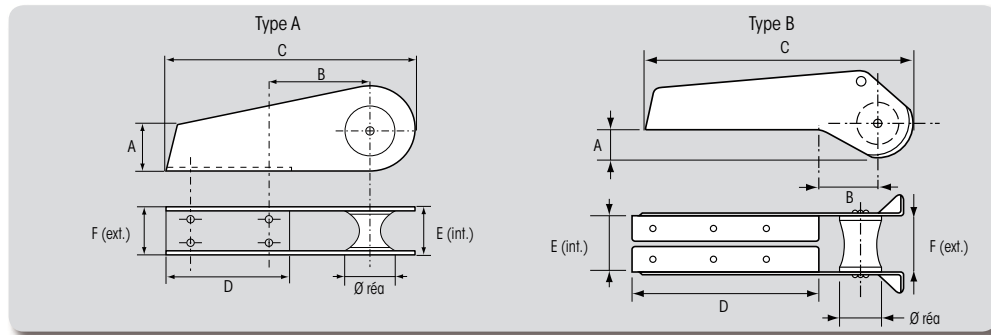


A



B With locking device

Ref.	A	B	C	D	E	F	Ø sheave	
A	418618	25 mm	25 mm	210 mm	150 mm	42 mm	50 mm	45/20 mm
B	414549	10 mm	45 mm	242 mm	150 mm	42 mm	58 mm	70/30 mm
	417889	15 mm	45 mm	325 mm	225 mm	45 mm	62 mm	80/40 mm



Chain pipes

Open chain pipes

	Material	Ref.	Through-hole	Overall dimensions	Cut-out dimensions
A	Anodised aluminium	417885	Ø 30 mm	99 x 75 mm	Ø 42 mm
B	St. steel AISI 316	404842	121 x 70 mm	203 x 127 mm	141 x 86 mm
C	St. steel AISI 316	400712	37 x 93 mm	140 x 62 mm	47 x 103 mm
		410697	50 x 102 mm	152 x 82 mm	155 x 105 mm



A



B



C

Chain pipes with cover

	Description	Ref.	For chain Ø	Through-hole	Overall dimensions	Cut-out dimensions
A	Round chain pipe	400750	25 mm	36 mm	Ø 78 mm	Ø 40 mm
B	Oval chain pipe	13249	6 - 12 mm	103 x 52 mm	160 x 114 x 38 mm	-



A



B



Chain swivel

Galvanised steel. Two swivels are necessary per mooring buoy. Swivel diameter must be 4 mm superior to chain diameter.

Ref.	Ø	SWL*	
13240	8 mm	560 kg	5
13241	10 mm	1000 kg	5
13242	12 mm	1600 kg	2
13243	16 mm	2300 kg	2

Chain

Grade 30 non-calibrated short link chain or secondary chain

Suitable for use in conjunction with marking buoys or for mooring use without a windlass.

- Plastic drum.



Ø	Ref.	A	B	Weight/m	Total weight	Break load	SWL*	Length
6 mm	57189	24 mm	23 mm	0.73 kg	43.8 kg	1300 kg	290 kg	60 m
6 mm	57179	24 mm	23 mm	0.73 kg	73 kg	1300 kg	290 kg	100 m
8 mm	57190	32 mm	30 mm	1.33 kg	79.8 kg	2300 kg	500 kg	60 m
8 mm	57180	32 mm	30 mm	1.33 kg	133 kg	2300 kg	500 kg	100 m
10 mm	57181	40 mm	37 mm	2.10 kg	126 kg	4300 kg	775 kg	60 m
12 mm	57206	48 mm	46 mm	3 kg	150 kg	5000 kg	1125 kg	50 m
14 mm	57182	56 mm	51 mm	4.20 kg	168 kg	7000 kg	2000 kg	40 m

* Safe Working Load.

- Your selected length**

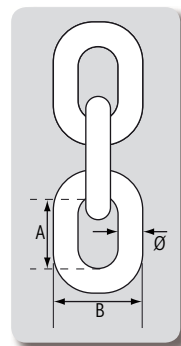
Ø	Ref.	A	B	Weight/m	Break load	SWL*
16 mm	57191	56 mm	56 mm	5.70 kg	9000 kg	2500 kg
18 mm	57192	63 mm	63 mm	7 kg	11500 kg	3150 kg
20 mm	57193	70 mm	60 mm	8.40 kg	14000 kg	4000 kg
22 mm	57194	78 mm	75 mm	10.40 kg	17000 kg	6250 kg

* Safe Working Load.

** Sold per meter, delivery within 6 weeks.



DIN 764
DIN 5685 A



Short-link st. steel chain

- Short-link 316 st. steel chain.

DIN 766



Ø	Réf.	Weight/m	Working load	Length
3 mm	416037	0.165 kg	70 kg	50 m
4 mm	416038	0.320 kg	200 kg	50 m
6 mm	419169	0.800 kg	400 kg	50 m




Long-link st. steel chain

- Long-link 316 st. steel chain.

DIN 763

Ø	Réf.	Weight/m	Working load	Length
2 mm	404801	0.060 kg	30 kg	50 m
3 mm	404802	0.150 kg	70 kg	50 m
4 mm	404803	0.270 kg	125 kg	50 m
5 mm	404804	0.430 kg	195 kg	30 m
6 mm	404805	0.630 kg	290 kg	30 m



Anchor shackle

Mooring shackle which allows you to quickly connect a second anchor to the main chain without reducing resistance. Increased wind and wave stability. Cast 316 st. steel. Captive axis. Patented system.

Ø chain	Ref.	Working load	Breaking load
6 mm to 8 mm	402472	700 kg	2500 kg
10 mm to 12 mm	402480	1500 kg	5000 kg



Hex axis shackle

316 st. steel shackle. Hex axis. Allen key locking.

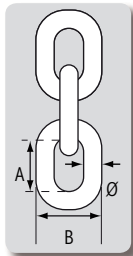
	Ø chain			
Shackle	6 mm	8 mm	10 mm	12 mm
Straight	422169	100709	402546	422167
Bow	417032	417034	417035	417038

Calibrated chain



Every windlass is designed to operate with a specific type of chain.

It is essential to read the windlass manual in order to select the most appropriate chain. In the event that you might select an inappropriate chain, it could slip in the gypsy when under load, while the anchor is holding firmly.



Galvanisation

Our complete chain range is galvanised as per EN ISO 1461 standard, which requires a minimum 58 micron galvanisation thickness. Our chain goes through regular testing in accelerated seawater environment to guarantee a regular galvanisation quality. A specific engineering process provides a better hold of the galvanisation on the metal, to ensure a longer lifetime. Hot dip galvanisation is engineered with zinc. There may be cases where a marina would be unusually exposed to galvanic currents which could generate a chain deterioration. In such cases, we recommend to use mooring anodes (ref. 38266 & 38267), which will protect both the chain and the metallic parts of the boat.

Grade 40 calibrated short-link chain

Calibrated chain, suitable for use with a windlass : regular links fit most gypsies.

- In plastic drum.

CE EN818-3/
EN24565
ISO 4565



Ø	Ref.	Weight/m	Total weight	A	B	Break load	SWL*	Length
6 mm	16495	0.80 kg	80 kg	18,5 mm	20 mm	1630 kg	400 kg	100 m
7 mm	25391	1.00 kg	60 kg	21 mm	23 mm	2548 kg	630 kg	60 m
8 mm	471068	1.40 kg	42 kg	24 mm	26 mm	4030 kg	1000 kg	30 m
8 mm	16501	1.40 kg	84 kg	24 mm	26 mm	4030 kg	1000 kg	60 m
8 mm	57147	1.40 kg	140 kg	24 mm	26 mm	4030 kg	1000 kg	100 m
10 mm	16499	2.30 kg	138 kg	30 mm	34 mm	5096 kg	1250 kg	60 m
10 mm	57148	2.30 kg	230 kg	30 mm	34 mm	5096 kg	1250 kg	100 m
12 mm	16497	3.30 kg	165 kg	36 mm	40 mm	8500 kg	2000 kg	50 m
14 mm	16500	4.40 kg	176 kg	42 mm	46 mm	10000 kg	2500 kg	40 m

- In bundle

Ø	Ref.	Weight/m	Total weight	A	B	Break load	SWL*	Length
6 mm	16496	0.8 kg	6 kg	18,5 mm	20 mm	1630 kg	400 kg	8 m
8 mm	16498	1.4 kg	14 kg	24 mm	26 mm	4030 kg	1000 kg	10 m
10 mm	54166	2.3 kg	35 kg	30 mm	34 mm	5096 kg	1250 kg	15 m
12 mm	60765	3.3 kg	330 kg	36 mm	40 mm	8500 kg	2000 kg	100 m
14 mm	60766	4.4 kg	440 kg	42 mm	46 mm	10000 kg	2500 kg	100 m
16 mm	478501	6.1 kg	366 kg	48 mm	54 mm	16400 kg	3150 kg	60 m

*Safe working load

Grade 40 hot dip galvanised chain

- Calibrated chain, suitable for use with a windlass.
- In plastic drum.

DIN 766 A
ISO 261016



Ø	Ref.	A	B	Weight/m	Total weight	Break load	SWL*	Length
8 mm	50540	24 mm	26 mm	1.38 kg	63 kg	4030 kg	1000 kg	45 m
10 mm	49536	28 mm	34 mm	2.30 kg	138 kg	5096 kg	1250 kg	60 m
13 mm	54124	34 mm	40 mm	3.30 kg	165 kg	8500 kg	2000 kg	50 m

*Safe working load

316 L stainless steel chain

- Calibrated chain, suitable for use with a windlass.
- In plastic drum.

DIN 766 A
ISO 261016



Ø	Ref.	A	B	Weight/m	Total weight	Break load	SWL*	Length
6 mm	57176	19 mm	20 mm	0.80 kg	40 kg	1630 kg	400 kg	50 m
8 mm	57177	24 mm	26 mm	1.40 kg	42 kg	4030 kg	1000 kg	30 m
10 mm	57178	28 mm	35 mm	2.30 kg	69 kg	5096 kg	1250 kg	30 m

*Safe working load

Mooring packages

Packages include chain, rope and shackle to suit your own anchor.

DIN 766A
Ref. 53246 : EN 24565



Boat length*	Boat's weight*	Anchor	Ref.	Chain	Ø rope	Ø Shackle	Weight
< 6,50 m	1000 kg	< 8 kg	53242	10 m Ø 6 mm	20 m Ø 8 mm	8 mm	10 kg
6.50 - 7.50 m	1000 - 2000 kg	8 - 10 kg	53243	13 m Ø 6 mm	25 m Ø 12 mm	8 mm	14 kg
7.50 - 9 m	2000 - 3000 kg	10 - 12 kg	53244	15 m Ø 8 mm	25 m Ø 14 mm	10 mm	25 kg
9 - 12 m	3000 - 7000 kg	12 - 14 kg	53245	18 m Ø 8 mm	32 m Ø 14 mm	10 mm	32 kg
12 - 16 m	7000 - 12000 kg	15 - 20 kg	53246	21 m Ø 10 mm	40 m Ø 18 mm	12 mm	57 kg

*Information given as an indication only. To be adapted to your boat type and your navigation programme.

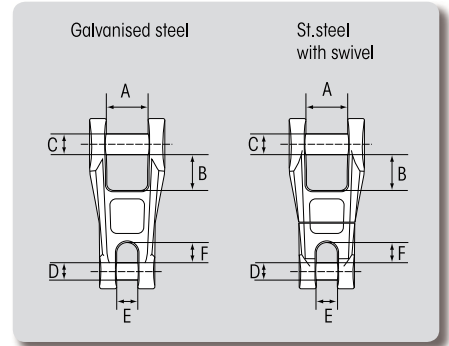
Chain-anchor connectors



Stainless steel



Galvanised



Anchor connectors

Fits most anchors on the market, with fixed or articulated shank.



Model	For chain	Ref.	A	B	C	D	E	F	SWL*
Galvanised steel	Ø 6 mm	57664	16 mm	11 mm	Ø 8 mm	Ø 6 mm	8 mm	7 mm	500 kg
	Ø 8 mm	56388	22 mm	21 mm	Ø 10 mm	Ø 10 mm	10 mm	10 mm	900 kg
	Ø 10 mm	56389	24 mm	21 mm	Ø 12 mm	Ø 10 mm	12 mm	12 mm	1400 kg
	Ø 12 mm	56390	24 mm	25 mm	Ø 14 mm	Ø 14 mm	15 mm	14 mm	2250 kg
	Ø 14 mm	56391	30 mm	25 mm	Ø 16 mm	Ø 14 mm	17 mm	16 mm	2750 kg
St. steel with swivel	Ø 6 mm	57725	16 mm	12 mm	Ø 8 mm	Ø 6 mm	8 mm	7 mm	500 kg
	Ø 8 mm	56392	22 mm	22 mm	Ø 10 mm	Ø 8 mm	10 mm	11 mm	900 kg
	Ø 10 mm	56393	24 mm	22 mm	Ø 12 mm	Ø 10 mm	12 mm	12 mm	1400 kg
	Ø 12 mm	56394	24 mm	26 mm	Ø 14 mm	Ø 14 mm	15 mm	14 mm	2250 kg
	Ø 14 mm	56395	30 mm	26 mm	Ø 16 mm	Ø 14 mm	17 mm	16 mm	2750 kg

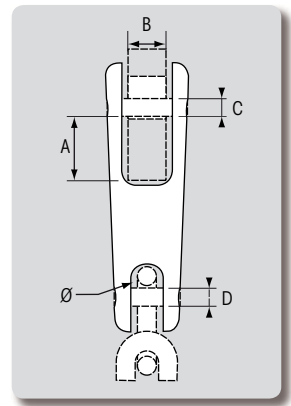
*SWL : Safe Working Load

One-piece fixed connectors or models with one swivelling axis only must be used exclusively with articulated shank anchors. Fixed shank anchors should be equipped with connectors that feature two rotation axes.



Anchor connectors

For articulated-shaft anchors. Ensure perfect sliding of the chain without the possibility of jamming in either the stemhead or chain stopper.



Model	For chain	Ref.	Length	A	B	C	D	SWL
Dual-axis st. steel moulded 1 piece	Ø 6-8 mm	402452	116 mm	21.4 mm	14.8 mm	11.2 mm	7.8 mm	600 kg
	Ø 10-12 mm	402500	135 mm	28.5 mm	18.1 mm	13.1 mm	13.1 mm	1800 kg

Galvanised joining link

Under no circumstances should shackle links be used to repair a chain of a diameter greater than its wire.



Wide-opening shackle links

Ø wire	Ref.	Opening	Useful load	Breaking load	
5 mm	414134	13 mm	250 kg	1250 kg	10
6 mm	414135	14.5 mm	350 kg	1750 kg	10
8 mm	414136	17.5 mm	650 kg	3250 kg	10
10 mm	414137	20.5 mm	1000 kg	5000 kg	2

Shackle links

Ø wire	Ref.	Opening	Useful load	Breaking load	
6 mm	414130	7.5 mm	400 kg	2000 kg	10
8 mm	414131	11 mm	700 kg	3500 kg	10
10 mm	414132	12 mm	1100 kg	5500 kg	2
12 mm	414133	15 mm	1500 kg	7500 kg	2
14 mm	413418	17 mm	2200 kg	11000 kg	2

316 st. steel link



Perfect for straps.



Shackle links

Ø wire	Ref.	Opening	Useful load	Breaking load	
3 mm	414633	4 mm	160 kg	800 kg	10
4 mm	400654	5.5 mm	280 kg	1400 kg	10
5 mm	400655	6.5 mm	450 kg	2250 kg	10
6 mm	400656	7.5 mm	650 kg	3250 kg	10
8 mm	400657	11 mm	1100 kg	5500 kg	2
10 mm	400658	12 mm	1800 kg	9000 kg	2
12 mm	400659	15 mm	2500 kg	12500 kg	2

Delta shackle link

Ø wire	Ref.	Opening	Useful load	Breaking load	
5 mm	414138	6.5 mm	325 kg	1625 kg	2
6 mm	414139	7.5 mm	450 kg	2250 kg	2
8 mm	414140	10 mm	770 kg	3850 kg	2
10 mm	414141	12 mm	1250 kg	6250 kg	2

Wide-opening shackle link

Ø fil	Ref.	Opening	Useful load	Breaking load	
4 mm	413222	11.5 mm	250 kg	1250 kg	10
5 mm	413223	13 mm	400 kg	2000 kg	10
6 mm	413224	14.5 mm	580 kg	2900 kg	10
7 mm	413225	16 mm	800 kg	4000 kg	10
8 mm	413226	17.5 mm	980 kg	4900 kg	2
10 mm	413227	20.5 mm	1600 kg	8000 kg	2

Chain joining link

Joining links enable two lengths of chain of the same diameter to be connected to each other without increasing the thickness or creating a blockage in gipsies. Easily attached by bringing rivets into line after set-up. Connects two chains of same diameter. **Use as a temporary chain connection only** (Safe working load is less than equivalent chain link).



Galvanised steel link

Ø wire	Ref.	Breaking load	
6 mm	400997	-	2
8 mm	13250	1000 kg	1 x 2
10 mm	13251	1500 kg	1 x 2
12 mm	13252	1800 kg	2

St. steel link

Ø wire	Ref.	
6 mm	424276	2
8 mm	424277	2
10 mm	424278	2
12 mm	424279	2

Mooring Ropes



Mooring ropes are essential elements of safety on board. Whether you are anchoring, or mooring on buoy or dock, select the ropes length and diameter to suit your boat size and the mooring conditions.



Ropes	Traction resistance	Stretching	Abrasion resistance	Softness	Hydrophobia	Lightness	Splices
3-strand polyester	★★★	★★★	★★★★★	★★★	★★★	★★★	★★★★★
Octoplait polyester	★★★	★★★	★★★★★	★★★★★	★★★	★★★	★★★★★
16-plait polyester	★★★	★★★	★★★★★	★★★★★	★★★	★★★	★★★
3-strand polyamide	★★★	★★★★★	★★★	★★★	★★★★★	★★★	★★★★★
3-strand monofilament polypropylene	★★	★★	★	★★★★★	★★★★★	★★★★★	★★★★★

To minimise the shocks due to waves assaults, select mooring ropes with a high stretching capacity.

Select your ropes to suit your boat's length and weight

Ropes	Boat's length and weight								
	4 m	5.50 m	6.50 m	7.50 m	9 m	10.50	12.50 m	16 m	20 m
	300 kg	700 kg	1000 kg	2000 kg	3000 kg	4500 kg	8000 kg	12000 kg	20000 kg
3-strand polyester	Ø 6	Ø 8	Ø 10	Ø 12	Ø 14	Ø 16	Ø 18	Ø 20	Ø 24
Octoplait polyester	-	-	Ø 10	Ø 12	Ø 14	Ø 16	Ø 18	Ø 20	Ø 24
16-plait polyester	-	Ø 8	Ø 10	Ø 12	Ø 14	Ø 16	Ø 18	Ø 20	-
3-strand polyamide	-	-	Ø 10	Ø 12	Ø 14	Ø 16	Ø 18	Ø 20	Ø 24
3-strand monofilament polypropylene	Ø 8	Ø 10	Ø 12	Ø 14	-	-	-	-	-

Ø dimensions in mm.

Diameters given as an indication only and for sheltered waters in calm weather. In case of strong wind circumstances, your mooring must absolutely be strengthened. Values are given assuming that ropes are in good condition.



Octoplat polyester

Specifically designed for good looks on big yachts. High stretching capacity due to its specific structure. Good traction, abrasion and UV resistance. Very flexible and easy to splice.

Ø mm	Black	White	Navy	Break load	Weight /m	Length
10	51388	51386	51387	2000 kg	75 g	220 m
12	51391	51389	51390	2800 kg	100 g	
14	51394	51392	51393	3800 kg	130 g	
16	51397	51395	51396	4900 kg	190 g	110 m
18	51400	51398	51399	7000 kg	260 g	
20	51403	51401	51402	7800 kg	320 g	
24	51406	51404	51405	11200 kg	420 g	
28	51409	51407	51408	13000 kg	595 g	
32	51412	51410	51411	16900 kg	820 g	



3-strand polyester

Flexible and easy to splice, even after prolonged contact with sea water.


Ø mm	Black	White	Navy	Break load	Weight /m	Length
6	-	51366	-	665 kg	28 g	220 m
8	54182	51367	54057	1030 kg	51 g	
10	51370	51368	51369	2000 kg	75 g	
12	51373	51371	51372	2900 kg	105 g	
14	51376	51374	51375	3700 kg	149 g	
16	51379	51377	51378	5300 kg	200 g	110 m
18	52244	51380	51381	6400 kg	260 g	
20	52245	51382	51383	7300 kg	320 g	
24	52246	51384	-	10300 kg	446 g	
30	52247	52248	-	14700 kg	720 g	



3-plait polyamide

Abrasion and UV resistant rope. Particularly suitable for anchoring lines.

Ø mm	White	Break load	Weight/m	Length
6	51418	750 kg	21 g	220 m
8	51419	1300 kg	48 g	
10	51420	2070 kg	69 g	
12	51421	2980 kg	80 g	
14	51422	4000 kg	118 g	
16	51423	5300 kg	160 g	110 m
18	51424	6400 kg	182 g	
20	51425	7300 kg	235 g	
24	51426	10300 kg	330 g	



3-plait multifilament polypropylene

Buoyant and light. Does not rot or degrade. Fully hydrophobic. Very flexible. Spliceable.

Ø mm	Black	White	Navy	Break load	Weight/m	Length
6	51441	51439	51440	500 kg	18 g	220 m
8	51444	51442	51443	800 kg	31 g	
10	51447	51445	51446	1200 kg	47 g	
12	51450	51448	51449	1700 kg	68 g	
14	51453	51451	51452	2300 kg	94 g	



Flexible braided polyester

Very flexible polyester rope. Ideal for dock mooring.

Ø mm	White	Break load	Weight/m	Length
8	51427	1400 kg	49 g	220 m
10	51428	2200 kg	71 g	
12	51429	2800 kg	106 g	
14	51430	3800 kg	144 g	
16	51431	4900 kg	179 g	110 m
18	51432	6400 kg	195 g	
20	51433	7500 kg	245 g	



Double braid polyester

Flexible and aesthetic rope, ideal for dock mooring. Good traction and UV resistance. High abrasion resistance.

Ø mm	White	Navy	Black	Break load	Weight/m	Length
14	53221	53226	53231	3 600 kg	130 g	110 m
16	53222	53227	53232	4 800 kg	188 g	
18	53223	53228	53233	6 100 kg	234 g	
20	53224	53229	53234	8 000 kg	300 g	
24	53225	53230	53235	11 500 kg	434 g	



High resistance 3-strand polyamide

Polyamide rope for high durability. High shock absorption capacity. Abrasion and UV resistance.

Ø mm	White	Break load	Weight/m	Length
12	53214	2 980 kg	80 g	110 m
14	53215	4 000 kg	118 g	
16	53216	5 000 kg	160 g	
18	53217	6 400 kg	190 g	
20	53218	7 300 kg	235 g	
24	53219	10 300 kg	350 g	
28	53220	13 700 kg	450 g	



Buoyant

3-plait blue monofilament polypropylene

Buoyant and very light. Rot-proof and fully hydrophobic. Suitable for numerous applications on board and particularly for fishing.

Ø mm	Blue	Break load	Weight/m	Length
6	51434	600 kg	17 g	220 m
8	51435	1 100 kg	30 g	
10	51436	1 600 kg	45 g	
12	51437	2 200 kg	65 g	
14	51438	3 100 kg	90 g	



Mixed (rope/lead) mooring lines



Flexible braided polyester, ideal for lightweight anchors and grapnels. Can replace the chain of a standard anchor for second anchoring. Features a galvanised thimble.

Ø mm	Reference	Overall length	Weighted length	Weighted of leaded section
10	31185	30 m	10 m	1.400 kg
12	31186	35 m	12 m	2.100 kg
14	31187	40 m	15 m	3.150 kg
16	31188	50 m	20 m	4.800 kg

Depending on knots and splicing, the breaking load may decrease by 20 to 50%. Splice your ropes as often as you can, and thimble them especially if they are in contact with metallic parts.

To prolong your ropes lifetime and keep their mechanical characteristics, use mooring compensators to prevent abrasion and strain.

During wintering, rinse out your ropes in fresh water and let them dry before stowing them.

A second anchoring is highly recommended to face strong gusts.



Weighted polyester

Ideal for lightweight anchors.

Ø mm	Reference	Break load	Overall length	Weight/m
8	12158	930 kg	100 m	120 g
10	14123	1300 kg	100 m	150 g
12	14124	1900 kg	100 m	175 g
14	14125	2600 kg	100 m	200 g



Mooring lines



3-strand Marina lines

3-strand polyester rope suitable for dock mooring. Features a spliced loop at one extremity.

Ø mm	White	Navy	Weight	Length
12	48192	48193	1.05 kg	10 m
14	48194	48195	1.5 kg	
16	48196	48197	2 kg	



Supplied in pouch packet



16-plait Marina lines

16-plait polyester rope available in white with contrasting marker. Suitable for dock mooring. Features a 30 cm spliced loop at one extremity.

Ø mm	White/black	Grey	Navy	Weight	Length
12	51608	161115	161112	1.27 kg	12 m
14	51609	161116	161113	2.02 kg	14 m
16	51610	161117	161114	2.86 kg	16 m



Supplied in pouch packet



Mooring and anchoring lines

Feature a spliced extremity and nylon thimble.

Ø mm	Rope material	Length 7 m	Length 30 m
8	Floating polypropylene White	-	16580
10	Floating polypropylene White	-	16581
12	Floating polypropylene White	-	16582
8	Stranded polyamide white	-	16576
10	Stranded polyamide white	-	16577
12	Stranded polyamide white	-	16578
14	Stranded polyamide white	-	16579
8	Black polyester dense black colourfast	11762	11766
10	Black polyester dense black colourfast	11763	11767
12	Black polyester dense black colourfast	11764	11768
14	Black polyester dense black colourfast	11765	11769



3-strand polyester


Excellent resistance to abrasion and low stretch. Good elasticity and easy to splice.

Ø	Ø	Ø	Ø	Model	Length
10 mm	12 mm	14 mm	16 mm		
13944	13945	13946	13947	Extremity with loop	6 m
13948	13949	13950	13951	Extremity with loop	10 m
-	-	-	13953	Extremity with loop	15 m
-	-	13952	-	Extremity with loop	20 m
13954	13955	13956	13957	Extremity with loop + thimble	42 m
-	-	-	13958	Extremity with loop + thimble	55 m

Long-length mooring lines

Ø	6 mm	8 mm	10 mm	12 mm
Ref.	13959	13960	13961	13962
Length	500 m	320 m	220 m	165 m

Ø	14 mm	16 mm	18 mm	20 mm
Ref.	13963	13964	13965	13966
Length	110 m	85 m	65 m	220 m



Spiroll rope protection

Black polyurethane rope protection, UV resistant. Extends the lifetime of the ropes.

Ø mm	Length	Ref.
8 - 16	400 mm	2351120
16 - 25	600 mm	2351122

Mooring ropes

Cleanline® polyester mooring line

Double braid coreless continuous polyester high tenacity rope. 24-strand weave for flexible and easily spliceable mooring lines.



Ø mm	Black	Navy Blue	Break load	Weight/ 100 m	Length
8	470148	471258	1400 kg	4.50 kg	100 m
10	470149	471259	2100 kg	7.80 kg	
12	470150	471260	2450 kg	11 kg	
14	470151	471261	3300 kg	13.60 kg	
16	470152	471262	4200 kg	17.40 kg	
18	415343	471263	4600 kg	21.80 kg	
20	415344	-	5200 kg	25.30 kg	
22	415345	-	6300 kg	28.30 kg	

Blackgear® polyester mooring line

3-strand polyester multifilament high tenacity thermally fixed rope. Significant resistance against breakage and abrasion. Special treatment against UV and hydrocarbons. Density 1.38.



Ø mm	Black	Break load	Weight/ 100 m	Length
8	405155	1450 kg	04.90 kg	100 m
10	405156	2150 kg	07.70 kg	
12	405157	2550 kg	10 kg	
14	405158	3330 kg	13 kg	
16	405159	4550 kg	17.50 kg	
18	405160	5680 kg	21 kg	
20	405486	6600 kg	27.50 kg	

3-strand polyamide, high tenacity

Ideal for mooring and berthing. Density 1.14.



Ø mm	White	Break load	Weight/ 100 m	Length
8	405136	1470 kg	3.500 kg	200 m
10	405137	2420 kg	5.600 kg	
12	405138	3110 kg	7.800 kg	
14	405139	4060 kg	11 kg	
16	404028	5000 kg	13 kg	100 m
18	405175	5700 kg	15.800 kg	
20	405263	7300 kg	20.400 kg	100 m
24	405144	11000 kg	32 kg	
26	405145	12200 kg	36 kg	110 m
30	405147	14700 kg	47.500 kg	
40	408685	26400 kg	86 kg	

Double twist polyamide rope



Ø mm	White	Break load	Weight/ 100 m	Length
8	416203	800 kg	5.500 kg	100 m
10	416262	1230 kg	7.500 kg	
12	416263	1950 kg	10 kg	
14	416074	2100 kg	14 kg	
16	416075	2500 kg	17 kg	
18	416076	2350 kg	21 kg	
20	416077	3900 kg	27 kg	
22	416078	4800 kg	31 kg	
24	419592	6000 kg	37 kg	
26	419593	7500 kg	45 kg	
28	419594	9300 kg	53 kg	
30	419595	10500 kg	57 kg	


Pre-stretched polyester mooring line

3-plait polyester multifilament high tenacity thermally fixed rope. Density 1.38.



Ø mm	White	Break load	Weight/100 m	Length
10	405152	2150 kg	7.700 kg	100 m
12	405153	2550 kg	10 kg	
14	405154	3330 kg	13 kg	
16	405487	4550 kg	17.500 kg	
18	405488	5680 kg	21.500 kg	

Mooring springs



Basic mooring spring

Reinforced steel.

Réf.	Boat's weight kg	Length mm	Ø mm	Stock Ø mm	SWL* kg
413095	3000	320	63	6	150
413092	6000	340	73	7	210
413093	9000	390	90	9	290

*Safe Working Load



Noiseless st. steel mooring spring

For boat	Ref.	Boat's weight kg	Stock Ø mm
6 m	418015	5000	5
8 m	418016	6000	6
11 m	418031	8000	7
14 m	418032	12000	9
16 m	418033	14000	12

Galvanised st. steel mooring spring

Electro-galvanised steel.



Boat length	Ref.	Length mm	Stock Ø mm
6 m max.	13375	270	4.5
8 m max.	13376	350	5.5
12 m max.	13377	430	7

Mooring compensators


Rubber compensator

Made from EPDM rubber, impervious to UV rays and salt water. Easy to fit, requires no extra fittings.

- On a sheltered mooring, for example in a marina, coil the rope once or twice round your compensator.
- On an exposed mooring, coil the rope at least 3 times, so as to increase extensibility and absorption capacity.

For boat*	Ref.	For line Ø	Length
6 m max.	16585	12 mm max.	332 mm
8 m max.	16586	16 mm max.	416 mm
12 m max.	16587	18 mm max.	520 mm
20 m max.	25355	24 mm max.	600 mm

*Boat length given as an indication only, in the case of a sheltered mooring location. In a more exposed mooring area, you should select the next size up, for both line and mooring compensator.



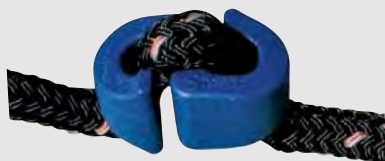
Removable locking mechanism to avoid any sliding of rope. Manufactured from fiberglass reinforced polypropylene for an excellent resistance to wear.

U-Cleat mooring compensator

Mooring compensator with **removable locking mechanism**. Made from EPDM rubber, impervious to UV rays and salt water. Can be fit without a free end or to a line with eye splices or thimbles on both ends. Easy to install and refit to another line.

Ref.	For line Ø
63387	10-12 mm
63388	12-16 mm
63389	16-20 mm

Mooring compensator



- For line Ø 16 mm : **58844**
- For line Ø 20 mm : **58845**

The Smart Snubber offers an innovative mooring compensation solution. The assembling process is fast and easy and does not require any free end of the line. Handy and efficient, the Smart Snubber is made from a special polyurethane which provides stretchability and efficiency for many years. Just add some more Snubbers on the same line to adjust the compensation effect.

Smart
SNUBBER

Fenders

Performance



Up to 1m10
for large yachts



Performance fenders

Manufactured from soft, shiny and UV resistant PVC.
Can be used either horizontally or vertically.

Thanks to the design of the fender's extremities, the PVC spreads evenly inside the mould during the rotomoulding process.

This even distribution of the plastic material guarantees a perfect shock absorption, no matter where the point of impact is on the fender.

Fender supplied with rope

Fender	Rope Ø	Rope length
10 x 40 cm	5 mm	100 cm
13 x 50 cm	5 mm	100 cm
15 x 60 cm	5 mm	150 cm
20 x 80 cm	8 mm	150 cm
21 x 62 cm	7 mm	150 cm
23 x 85 cm	8 mm	150 cm
30 x 110 cm	8 mm	200 cm

Max. boat length	Inflated with rope			Not inflated with rope			Ø			Overall Ø (for fender baskets)
	Blue	White	Black	Blue	White	Black				
6 m	35691	35301	47861	57222	57216	57228	10 cm	40 cm	1.3 cm	10.5 cm
8 m	46655	46653	47862	57223	57217	57229	13 cm	50 cm	1.6 cm	14 cm
10 m	35692	35302	47863	57224	57218	57230	15 cm	60 cm	2 cm	15.9 cm
12 m	35693	35303	47865	57226	57220	57232	20 cm	80 cm	2.7 cm	21.3 cm
	39486	39484	47864	57225	57219	57231	21 cm	62 cm	2.7 cm	22.9 cm
14 m	46660	46658	47866	57227	57221	57233	23 cm	85 cm	2.8 cm	24.8 cm
Monohull 16 m+ Catamaran 14 m+	65485	65486	65487	65489	65490	65491	30 cm	110 cm	2.8 cm	32 cm

• Size guide

Do not underrate the size of your fenders, just because they are bulky on the deck when you actually sail : if space is really an issue, you'd better have one fender less, while keeping a generous diameter. Do not compromise for the sake of space on board : opt for the next size up.

We recommend you to place one fender every 2.5 m, and minimum 6 fenders. An extra fender with a larger size will be most useful when rafted to another boat with a higher free-board. For optimum efficiency, choose a fender which length is equivalent to the 2/3rd of your boat's free-board.

• Pressure

We advise you to check the pressure of your fender or Bumper once or twice a year.

The right pressure is obtained by using a pressure gauge or by measuring the circumference of your Performance fender.

To be really efficient a fender or Bumper must be neither under nor over inflated.

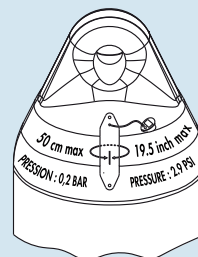
Recommended pressure

Standard fender	0.15 to 0.20 bar
Spherical fender	0.15 to 0.20 bar
Bumper	0.07 to 0.10 bar



Two-colour Performance fender

Same technical features as Performance fenders, in two-colour version : white fender body and black cones.
Can be used either horizontally or vertically.
Perfect shock absorption no matter where the impact is on the fender, thanks to an even PVC thickness throughout the product.



Thanks to instructions on the fender, you can check at any moment if your fender is perfectly inflated, either with an air pressure gauge or by measuring its circumference.

Max. boat length	Inflated with rope	Not inflated with rope	Ø			Overall Ø (for fender baskets)
6 m	63902	63908	10 cm	40 cm	1.3 cm	10.5 cm
8 m	63903	63909	13 cm	50 cm	1.6 cm	14 cm
10 m	63904	63910	15 cm	60 cm	2 cm	15.9 cm
12 m	63905	63911	20 cm	80 cm	2.7 cm	21.3 cm
	63906	63912	21 cm	62 cm	2.7 cm	22.9 cm
14 m	63907	63913	23 cm	85 cm	2.8 cm	24.8 cm
Monohull 16 m+	65488	65492	30 cm	110 cm	2.8 cm	32 cm
Catamaran 14 m+						

Exclusive valve on Performance fenders



Valve in injected polyethylene.
• can be replaced in seconds.
• 100 % corrosion-free.
• features a protection cap.



Spare valve
• Black valve and cap : **63935**
• White valve and cap : **63936**
For Performance fenders and Bumpers



MADE BY PLASTIMO



Adapter for Plastimo valve 56860

Specially designed to inflate Performance fenders and Bumpers. Compatible with all our pumps and inflators.


One-eye fender

Max. boat length	Ref.	Ø		
10 m	39624	18 cm	48 cm	2 cm
12 m	39625	22 cm	68 cm	2 cm

Parabor fender

Features a through-bore hole for rope (supplied as standard with fenders).

Max. boat length	Not inflated	Inflated	Ø	
6 m	-	46663	10 cm	30 cm
8 m	46664	47485	15 cm	43 cm
10 m	46665	47486	20 cm	55 cm
12 m	46666	47487	25 cm	68 cm
14 m	46667	47488	30 cm	80 cm





Heavy duty series



Plastimo offers a range of heavy duty fenders with an excellent abrasion and tear resistance. Ideal for superyachts manoeuvring in marinas, barges passing through locks, strong currents areas, or any intensive use.
Suitable for use in temperatures from -20°C to +60°C.



Two-eye long fenders

Max. boat length	Type	White with blue eyes	Blue with blue eyes	Ø cm	 cm	 cm	Weight kg	Volume L
5 m	F01 S	62123	62124	13	37	1.8	0.6	3
	F01 M	62125	62126	13	46.5	1.8	0.7	4
	F01 L	54678	54679	13	56	1.8	0.9	5
7 m	F02	54682	54683	19	66	2.2	1.5	15
	F1	54680	54681	14.5	61	1.8	1.1	8
	F2	54684	54685	21.5	61	2.2	1.9	16
9 m	F3	54686	54687	21.5	74.5	2.2	2.1	22
	F4	54688	54689	21.5	105	2.2	3.1	35
	F5	54690	54691	29	77	2.4	3.1	40
14 m	F6	54692	54693	29	109.5	2.4	4.6	70
	F7	54694	54695	37.5	93	2.4	6.2	95
18 m	F8	54696	54697	37.5	147.5	2.4	7	150
	F11	54698	54699	60	145.5	3.5	11.5	310
> 18 m	F13	54700	54701	80	195	4	24	750



One-eye spherical fenders

Max. boat length	Type	White with blue eye	Red with blue eye	Blue with blue eye	Ø cm	 cm	 cm	Weight kg	Volume L
5 m	A1	54704	54705	65093	31	39	2.5	1.2	16
7 m	A2	54706	54707	65094	40	51	2.5	2.1	35
9 m	A3	54708	54709	65095	48	62	2.5	3	62
14 m	A4	54710	54711	65096	59	73	2.7	4.1	115
16 m	A5	54712	54713	-	75	94	3	8.5	225
18 m	A6	54714	54715	-	93	119	3.8	13.5	430
> 18 m	A7	54716	54717	-	110	142	6	21	670

Eco series



Blow moulded PVC, suitable as lightweight utility fenders for use on small and medium size pleasure crafts. Ribbed along the length. White colour.

Type	Ref.	Ø cm	 cm	 cm	Weight kg
G2	64499	11.7	40.7	1.3	0.5
G3	64500	14.5	51.5	1.6	0.8
G4	64501	17	58.5	2	1.1
G5	64502	21.5	70.5	2.2	1.5



Fenders with reinforced eyes

The measurements are calculated at a pressure of 0.15 bar at approximately 20° C. Do not over-inflate : to provide dependable service, inflate buoys at circumference less 10% and they will naturally expand.





Solid head fenders

Soft shiny white PVC fender with black reinforced heads.

Max. boat length	Ref.	∅		
8 m	63914	13 cm	54 cm	2.8 cm
10 m	63915	15 cm	65 cm	2.8 cm
12 m	63916	20 cm	75 cm	2.8 cm
15 m	63917	25 cm	85 cm	2.8 cm






Fender with reinforced eyes

Max. boat length	White	Blue	∅		
7 m	39616	51535	12 cm	48 cm	2 cm
8 m	39617	51536	14 cm	53 cm	2 cm
	39618	51537	17 cm	58 cm	2.5 cm
10 m	39619	51538	21 cm	64 cm	2.5 cm
12 m	39620	51539	23 cm	72 cm	3 cm
	39621	51540	27 cm	81 cm	3 cm



Spherical fenders with black eye



Moulded in tough, UV-resistant PVC. The solid black eyes will accommodate rope or shackles, and cannot pull-through under stress.

Max. boat length	Yellow	Orange	White				Buoyancy
7 m	39603	39602	39601	35 cm	48 cm	3 cm	21 kg
9 m	39606	39605	39604	45 cm	62 cm	3 cm	45 kg
14 m	39609	39608	39607	55 cm	73 cm	3 cm	83 kg
18 m	39612	39611	39610	65 cm	88 cm	3 cm	138 kg
	39615	39614	39613	85 cm	105 cm	3 cm	310 kg

Big size fender : up to 1.40 m long

Fender for large yachts

UV resistant white PVC.

Max. boat length	Ref.	∅ cm		
15 m	39622	35 cm	110 cm	3 cm
18 m	39623	45 cm	140 cm	3 cm



Special fenders



**MADE BY
PLASTIMO**



Patent
n°B63B59/00

A traditional fender will tilt away from the hull and may eventually slip above or below, whereas the articulated RIB fender follows the curves of the hull and remains in the right position to protect the boat efficiently.



Articulated RIB fender

A clever solution created by the Plastimo R & D, specifically adapted to rigid inflatable boats or any boat with a rounded hull.

Rotomoulded construction, UV protected, blue or white colour.

Comes with 1 m Ø 5 mm rope.

White	Blue	Black	Ø	Length
66345	66346	66428	12 cm	48 cm
66780	66876	66875	15 cm	60 cm

ARC fender

Multi-function PVC fender with black ends. Protects topsides and acts as a boarding step.

Dimensions : 54 x 43 x 20 cm.

Weight : 1.8 kg.

- **White : 65560**
- **Navy : 65561**
- **Black : 65562**



65560



65561



65562



Inflatable fender

Abrasion resistant black polyester cover with polyurethane coating.

- Webbing straps sewn along the fender for increased tear resistance.
- Bottom straps helps using the fender horizontally.

Black PVC thermo-welded air chamber.

0.9 mm thick), with Halkey Roberts valve. Recommended pressure : 0.25 bar (3.50 PSI).

B. Leglaim ©

100% Natural Energy, Vendée globe 2016-2017, skipper Conrad Colman.



Supplied with 2 m Ø 10 mm rope.



Single inflatable fender

Ref.	Ø	Length	Weight
65493	25 cm	50 cm	0.95 kg
65494	30 cm	75 cm	1.39 kg
65495	35 cm	100 cm	2.08 kg
65496	40 cm	120 cm	2.80 kg
65497	50 cm	150 cm	4.05 kg

Foot pump

55669

More information p. 158



Velvet patches on hull side

Double inflatable fender

Two inflatable fenders in a cover. For large yachts or foiling boats. Velvet patches on hull side to leave no streaks on the boat. Large printing area.

Ref.	Ø single inflatable fender	Width	Length	Weight
66118	30 cm	60 cm	75 cm	3.14 kg
66120	50 cm	100 cm	80 cm	5.56 kg

Flat fenders

Fleece-covered flat fender

Ideal to moor alongside another boat, this flat fender also offers optimum protection when against quays or piers.

Made from closed cell polyethylen foam with outer white PVC cover, it features a soft fleece-covered facing, to prevent scratches on the hull.

Those models can be positioned either vertically or horizontally and fasten easily together with a lanyard (not supplied).

The cover is washable and removable for easy maintenance.

Thickness	Width	Length	Ref.
10 cm	20 cm	60 cm	56922
10 cm	40 cm	60 cm	56923

Flat fender

Made from high-density closed-cell foam, this fender offers an excellent pressure resistance. Can be positioned either vertically or horizontally.

- It features a nylon/PVC waterproof cover with a zip fastening. Navy colour.
- The cover is washable and removable for easy maintenance.
- Supplied with rope.

Thickness	Width	Length	Rope	Ref.
6 cm	25 cm	30 cm	2.10 m	62298
12 cm	30 cm	40 cm	2.60 m	62299
12 cm	40 cm	50 cm	3 m	62300

Accessory



Polyamide snap hook, black
16795
Length : 55 mm, Ø 15 mm.



Can also be used as a seat cushion or back supporter.

Flat type fenders

- Semi-rigid fenders : will not puncture or deflate.
- Manufactured in polyethylene closed cell foam, they provide good hull protection.
- Do not absorb oils or water.
- Easily stack in a locker.
- Will not mar the hull.
- Easy to clean.

Thickness	Width	Length	Blue	Grey
5 cm	19 cm	49 cm	14518	64402
8 cm	24 cm	65 cm	64401	64403
8 cm	31 cm	96 cm	14520	64404



Can also be used as a cushion to sit on or to kneel on.



60' Imoca Famille Mary – Etamine du Lys
Skipper Romain Attanasio – Vendée Globe 2016-2017


With its comfortable fleece cover on one face, the flat fender can also be used as an extra knee-pad, seat cushion or back supporter.





Multifender 63919


White flexible PVC
Waffle design creates an articulated bumper grid that adapts to the boat hull or dock shape : flat, rounded or angled.
Dimensions 60 x 30 cm.
Thickness 8 cm. Weight 3 kg.



Ladder fender

Multi-function ladder fender : to protect topsides and enable easy access on board.

Colour	Model	Ref.	Dimensions	Weight
White	1-step	64187	30 x 12 x 36 cm	1.8 kg
	2-step	186362	25 x 12 x 55 cm	3 kg
	3-step	186364	25 x 12 x 75 cm	4 kg
	4-step	186366	25 x 12 x 95 cm	5 kg
Blue	1-step	64188	30 x 12 x 36 cm	1.8 kg
	2-step	186363	25 x 12 x 55 cm	3 kg
	3-step	186365	25 x 12 x 75 cm	4 kg
	4-step	186367	25 x 12 x 95 cm	5 kg



Fenders for RIBs


Made from closed cell polyethylen foam, UV and hydrocarbon resistant.

Curved shape to fit the RIB or tender tube.

Provides efficient protection against abrasion along pontoons or jetties.

Stacks easily for storage.

Size	Dimensions	White	Grey
S	270 x 440 mm	55798	55799
L	330 x 830 mm	55796	55797



Bow fenders



Bow protector

63918

White PVC.
Dimensions 60 x 14 cm.
Weight 1.8 kg.



Multifender

63919

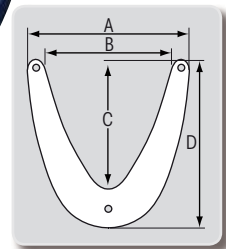
White flexible PVC.
Waffle design creates an articulated bumper grid that adapts to the bow shape.
Multiple boat protection and dock edging applications.
Dimensions 60 x 30 cm. Thickness 8 cm.
Weight 3 kg.



Ring fender

PVC inflatable fender.
Int. Ø 10 cm
External Ø 33 cm

- White : 39626
- Blue : 49088



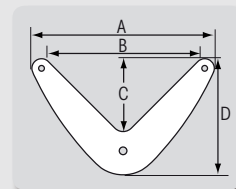
Bow fenders

White	Blue	A	B	C	D
39627	49089	35 cm	27.5 cm	25.5 cm	34.5 cm
16333	49090	48 cm	38 cm	38.5 cm	50.5 cm



Stern fender

White	Blue	A	B	C	D
16334	49091	47.5 cm	39 cm	19 cm	30 cm



Fenders socks



Long fender socks

Prevent scuffs and scratches on the hull.
Protect the fenders from harbour grime and UV rays.
Made from washable, thick, stretchy polyester.

Sock size	Fender dimensions		Red	Navy	Black	Beige	Burgundy	Fits Performance fender
	Ø max.	Long. max.						
Mini*	10 cm	35 cm	57251	57252	57253	-	-	10 x 40 cm
F0*	15 cm	40 cm	57236	57246	57241	64015	57262	13 x 50 cm
F01-F1*	15 cm	56 cm	57237	57247	57242	64016	57263	15 x 60 cm
F02*	20 cm	68 cm	57254	57255	57256	-	-	-
F2*	23 cm	56 cm	57238	57248	57243	64017	57264	21 x 62 cm
F3*	23 cm	76 cm	57239	57249	57244	64018	57265	20 x 80 cm
F4*	23 cm	102 cm	27113	35681	35662	-	-	-
F5*	30 cm	76 cm	57240	57250	57245	64019	57266	23 x 85 cm
F6**	30 cm	107 cm	27115	35683	35664	-	-	-
F7**	38 cm	102 cm	54724	54725	54726	-	-	-

* single layer ** double layer



Spherical fender socks

Washable, thick, stretchy polyester.

Sock size	Ø max.	Red	Navy
A1*	31 cm	57700	57702
A2*	40 cm	57701	57703
A3**	48 cm	42564	42569
A4**	59 cm	42565	42570
A5**	75 cm	42566	42571
A6**	93 cm	42606	42607
A7**	110 cm	54738	54739

* single layer ** double layer



Fender sock, one size fits all

24733

Made of polyamide. Fits nearly every type of our fender range, thanks to its endless, tube-shaped fabric of great elasticity and resistance. Sold in 5 metres, with 12 plastic holder clips. Can equip 6 fenders Ø 19 to 40 cm.



Accessories for fenders

Plasticlip®

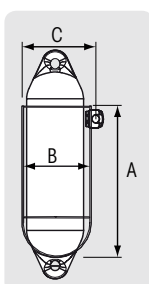
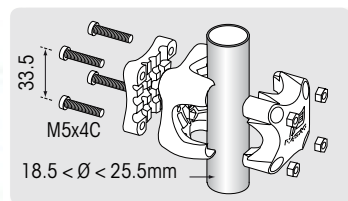
**MADE BY
PLASTIMO**

A clever multi-purpose clip, engineered by Plastimo :

- **Easy and swift installation :**
no drilling required, you can change the installation of your equipment at any time.

- **Fits virtually anywhere on board :**
Plasticlip fits the most common tube diameters (from 18.5 to 25.5 mm) and can be mounted vertically (stanchion, pulpit) or horizontally (pulpit, pushpit).

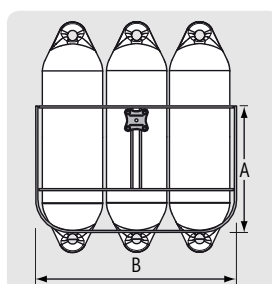
Clip in heavy duty polyamide, metal parts in 316 L stainless steel.



Standard one-fender model

Supplied complete with clip, screws and 316 L stainless steel basket.

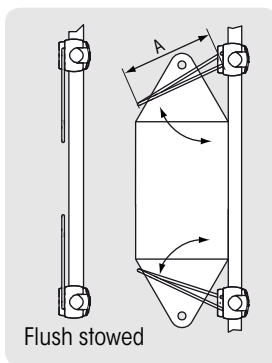
Ø Fender	Ref.	A	B	C
200 mm	36189	455 mm	205 mm	235 mm
230 mm	36190	558 mm	235 mm	265 mm
250 mm	36191	475 mm	255 mm	285 mm



Standard 3-fender model

Supplied complete with clip, screws and 316 L stainless steel basket.

Ø Fender	Ref.	A	B
150 mm	36207	310 mm	460 mm
200 mm	36209	455 mm	610 mm



Universal holder

Unique fender holder : both clips feature a 316 L st. steel spring-mounted bracket which holds the narrow ends of the fender. The clips can be adjusted up and down the rail, the only limit being the rail length.

When fenders are taken away, the brackets fold flat thus leaving ample room to move about on the deck.

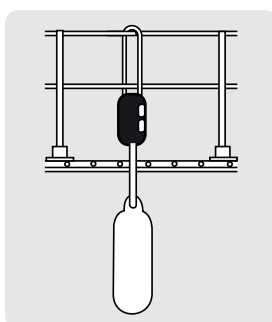
Suitable for vertical (stanchions or pushpit) or horizontal fender storage (pulpit).

Ø Fender	Ref.	A
90 - 200 mm	36203	180 mm



Fender cleat

Colour	For Ø 3-6 mm	For Ø 6-12 mm
Black	16857	16856
White	14087	14088



Rope for fender

3-strand polyester rope for fender. Features a spliced extremity.

Ø	Ref.	Length	Weight
6 mm	48200	1.50 m	0.05 kg
8 mm	48201	2 m	0.11 kg

Dock protections



57406



57407



The Marina Fender and the Fender List can be cut out and bent to fit all pontoons or catway shapes.

Dock protections

2 mooring protections made from Bacell®, a 100% closed-cell foam. Bacell® offers excellent resistance to perforation and optimum shock absorption. It is easy on hulls and fully resistant to UV.

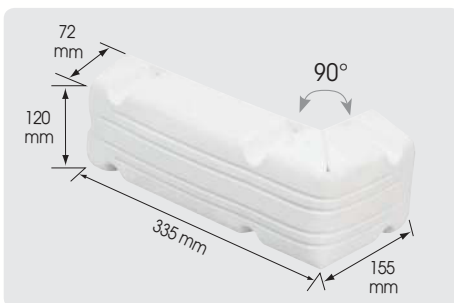
Model	Ref.	Colour	Length	Height	Thickness	Accessories included
Marina Fender	57406	White	1000 mm	140 mm	60 mm	4 plastic fixing plates St. steel bolts.
Fender List	57407	White	940 mm	85 mm	44 mm	



Dock fender

16339

Multi-purpose boat or marina fender. Designed to be secured on a flat surface. Fastening with 8 x Ø 7 mm screws (not included).



Angle dock fender

16340

Fully adjustable up to 90°, ideal for corners of pontoons. Fastening with 8 x Ø 7 mm screws (not included). Unfolded length : 490 mm.



Dock rubber fender

13710

White rubber.
Dimensions : 30 x 10 x 4 cm.



Inflatable boat & fender cleaner/protector

0.5 L bottle : **184099**

- Heavy duty formula removes dirt, grime, scuff marks and oxidation stains.
- Safe for use on all rubber and vinyl surfaces.
- No hard rubbing or buffing required.
- Leaves a tough protective coating.
- Protects against UV rays.

Bumper®

Whether you sail shorthanded or singlehanded, whether you are a beginner or a confirmed skipper, the Bumper® will take away some "emotional" moments when approaching the pontoon, in particular when the wind blows hard and currents are unkind ! The Bumper® is a really efficient fender, to be fixed on the pontoon ; according to its location, it provides efficient protection to the bow and amidships. Suitable for all pontoon or catway shapes : square or round end pontoon. Sturdy construction, from rotomoulded PVC, UV-ray protected. Registered design.



Bumper®, no-drill universal mount


Unique patented fixing system.

- Provides efficient protection to the bow and amidships, depending on location. Suitable for all pontoon or catway shapes thanks to **no-drill fixing system**.
- Sturdy construction (150 mm thickness on impact zone) rotomoulded PVC.
- UV protected.

Model	Dimensions	White	Blue	Grey
Bumper® 3/4 – universal mount	Ø 307 x 900 mm	65690	65928	65929
Bumper® 3/4 universal mount foam-filled	Ø 307 x 900 mm	66365	66366	-

Dock-bolting kit not originally included, must be ordered additionally.

In most ports, drill fixing system is forbidden.



Patent n° 17-50436

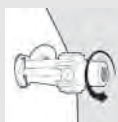
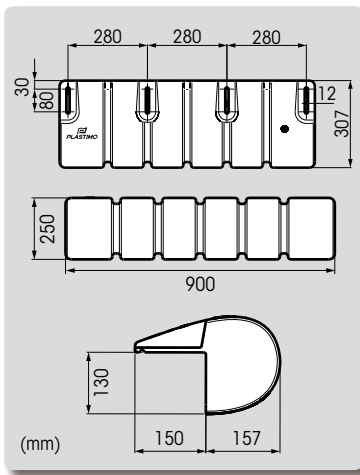
Can be adjusted from 40 to 120 mm to the edge of the pontoon.

Option

Dock-bolting kit :

- 4 T-bolts in 316 st. steel : **65843**

To secure the Bumper® on the aluminium track of the pontoon : includes 4 T-bolts, nuts and washers.



- Valve in injected polyethylene.
- Can be replaced in seconds.
- 100 % corrosion-free.
- Features a protection cap.



- **Spare valve**
 - **Black valve and cap : 63935**
 - **White valve and cap : 63936**
- For Performance fenders and Bumpers®




Adapter for Plastimo valve **56860**

Specially designed to inflate Performance fenders and Bumpers®. Compatible with all our pumps and inflators.

Bumper®, standard mount

Model	Dimensions	Standard			Foam-filled	
		White	Blue	Grey	White	Blue
Bumper® 3/4	Ø 180 x 400 mm	38082	39357	-	-	-
- standard mount	Ø 250 x 900 mm	30102	37781	36856	37783	37784
Bumper® 1/2	Ø 180 x 400 mm	38558	39358	-	-	-
- standard mount	Ø 250 x 900 mm	38068	39356	-	39362	-
Articulated Bumper® - standard mount	Ø 180 x 800 mm	39146	39359	-	-	-




For more dimensions, see plastimo.com




3/4

1/2



Articulated Bumper®



The Bumper® filled with foam is ideal for boats from 9 m and is also recommended for very busy pontoons (such as the technical pontoon : fuel and water intake...).



Bumper® 3/4



Bumper® 1/2

Accessories for Bumper




J.M. Liot®



Fastening clamps

36663

Some harbour authorities may not authorize screws. If so, you will fix your Bumper® with the set of fastening clamps. (except for the articulated model).



St. steel bolting kit

64014

To secure Bumper® in dock aluminium groove : T-shaped stainless steel bolt, round nut and washer. Two to three kits are necessary to secure a Bumper.

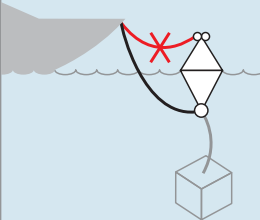
Docking pole

29640

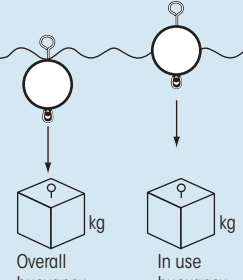
Length : 111 cm.

Whether casting off or picking up your mooring lines, you operate in optimum safety conditions : your line is always handy, with no need for a crewmember to step off.

Mooring buoys



When using a mooring buoy with rod or eyelets, it is indispensable to moor and secure the boat directly on the chain or shackle underneath the buoy. The ring on the buoy upper part is only intended to grasp the buoy with a boat hook.



Overall buoyancy kg
In use buoyancy kg



Mooring buoy with eyelets

Bi-conical, UV resistant plastic.

Yellow	White	Orange	Ø	Height	Buoyancy	
					overall	in use
43433	16412	16413	22 cm	49 cm	8 kg	5 kg
43431	43430	43429	27 cm	60 cm	13 kg	7 kg
43427	16414	16415	32 cm	80 cm	25 kg	15 kg
30631	16416	16417	50 cm	103 cm	55 kg	30 kg



Mooring buoy with rod

Bi-conical, UV resistant plastic, foam filled.

White	Orange	Ø	Height	Buoyancy	
				overall	in use
62268	62267	32 cm	80 cm	20 kg	13 kg
62270	62269	50 cm	103 cm	50 kg	28 kg

Mooring buoy

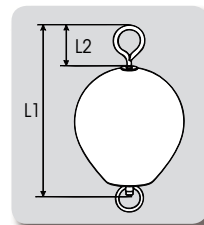

- Yellow : **16389**
- White : **16387**
- Orange : **16388**

Rigid Plastic. Ø 25 cm : height : 35 cm.
Buoyancy overall : 12 kg. Buoyancy in use : 6 kg.



Mooring buoy with rod

Soft PVC, UV resistant.
Rod in hot galvanised steel.
Recommended pressure : 0.15 bar.
Diameters are calculated at a pressure of 0.15 bar
at approximately 20° C may fluctuate by 10%.
Diameters of foamfilled buoys may also fluctuate in the same
proportions, due to the foam-filling process.



	Model	Orange	White	Ø mm	Rod Ø mm	L1 cm	L2 cm	Weight kg	Buoyancy kg		
									Overall	in use	
Standard rod	A	Foam filled	57581	57582	280	16	52	14.5	2.6	14	8
		Not inflated	57583	57584	385	16	64	15	4.85	28	16.5
	Foam filled	57585*	57586*	16		64	15	6.3	28	14.5	
	B	Not inflated	57587	57588	19	74	15	6.3	53	31.5	
		Foam filled	57589*	57590*	450	19	74	15	9.4	53	28.5
		Not inflated	57591	57592	19	85.5	17	8.6	98	58	
Foam filled		57593*	57594*	540	19	85.5	17	14	98	55	

* Foam filled buoy available on special order.

Floats

Dimensions in cm.



Small float

Hollow polyethylene.

White	Red	Ø	Rope Ø	Buoyancy	
16379	16380	7	1 - 1.2	Overall	In use
				123 g	65 g



1-eye plastic float

Yellow	Orange	White	Overall height	Ø	Ø Top eye	Weight	Buoyancy	
57392	57393	60567	18	15	1.1	150 g	1.6 kg	1 kg



Round surface float

Polyethylene.

Yellow	Orange	White	Ø	Height	Rope Ø	Buoyancy	
-	43956	-	4.8	3.2	0.6	62 g	31 g
-	43960	-	5.6	3.6	0.8	71 g	35 g
62202	62188	62187	8	3.9	0.8	500 g	130 g

Round surface float

Suitable for fitting marker flag.

Yellow	Orange	White	Ø	Height	Rope Ø	Buoyancy	
43399	62182	62181	17	14.5	2	3 kg	1.7 kg
43397	62185	16385	26	20	3	15 kg	8.5 kg

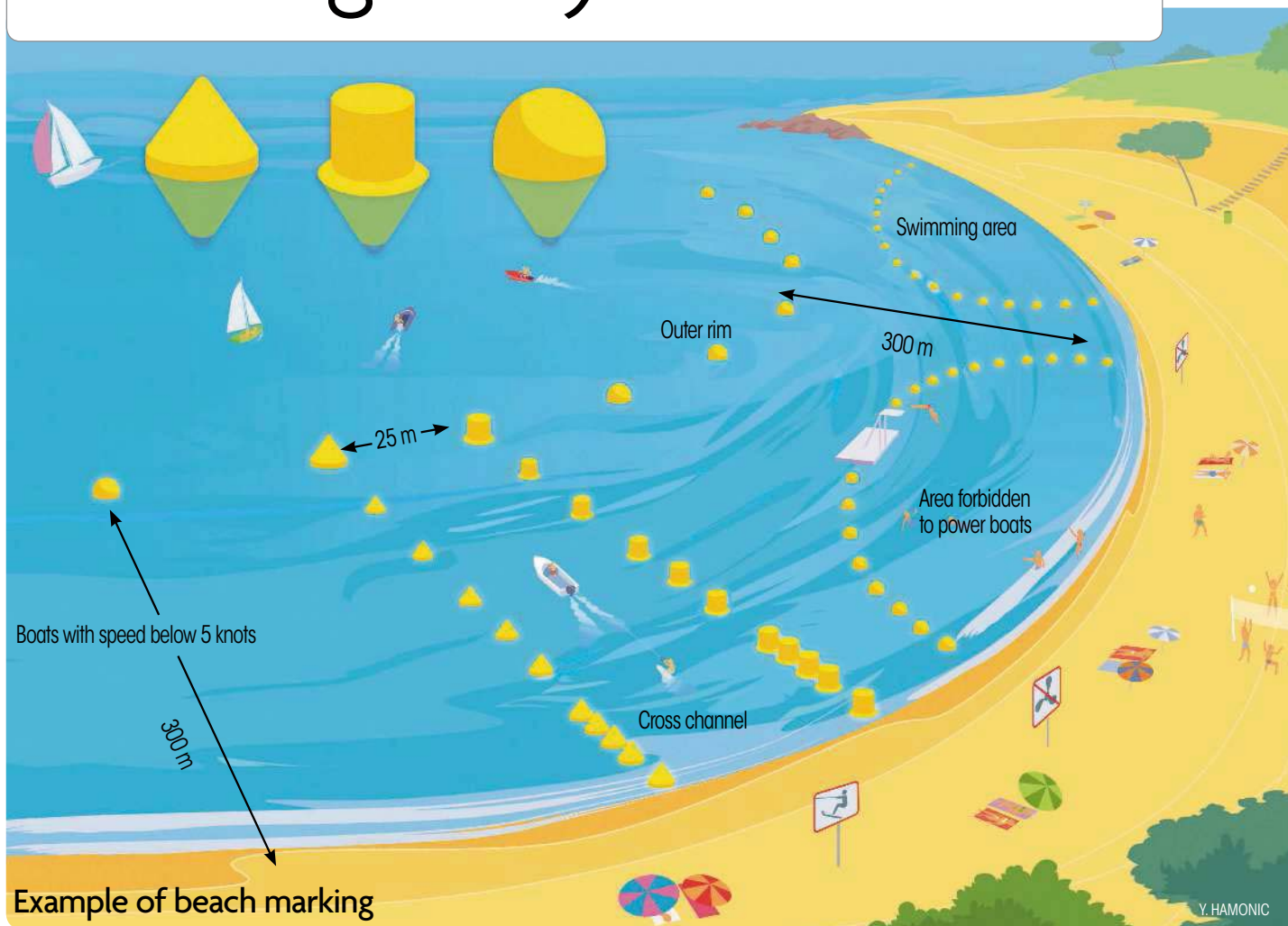


Marker float

16381

Red and white polystyrene.
Floats are supplied without rope.
Length : 14 cm, Ø : 6 cm.
Rope Ø : 1.2 cm.
Buoyancy overall : 262 g.
Buoyancy in use : 131 g.

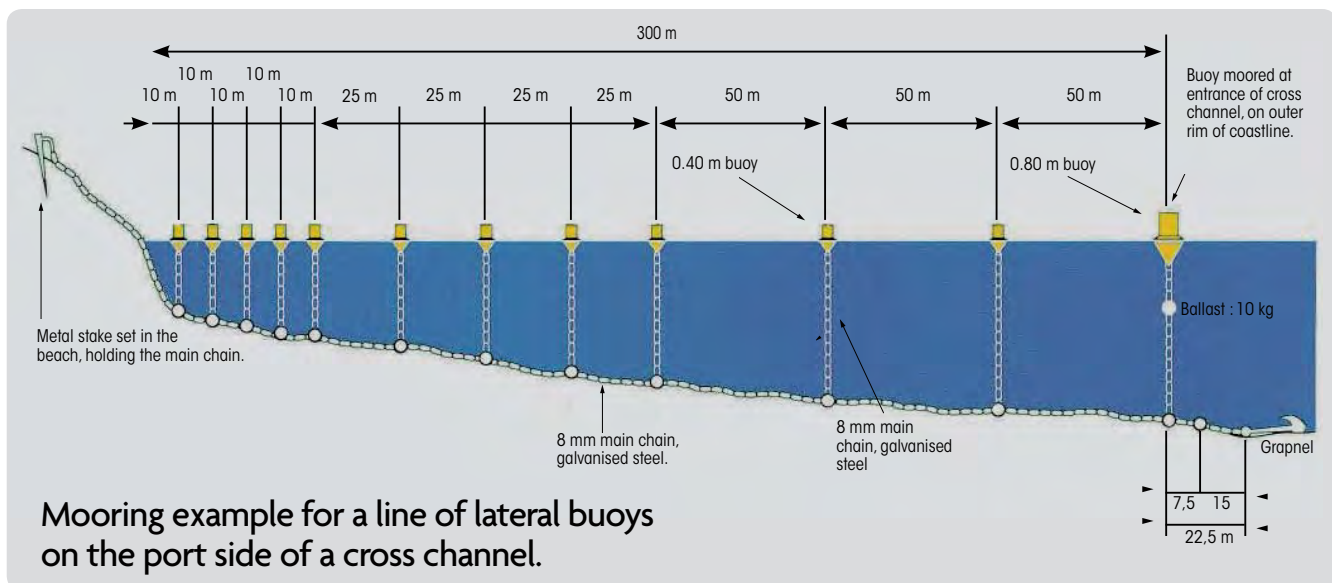
Marking buoys



Example of beach marking

Y. HAMONIC

- The outer rim of the 300 m coastline is marked with yellow 0.80 m diameter spherical buoys, which are moored at a maximum of 200 m from each other.
- The entrance of the cross channel is marked on port side with one yellow 0.80 m diameter cylindrical buoy, and on starboard with one yellow 0.80 m diameter bi-conical buoy. The lateral limits of the cross channel are marked on port side with yellow 0.40 m diameter cylindrical buoys, and on starboard with yellow 0.40 m diameter conical buoys. These buoys are moored closer and closer together as one gets nearer the shore.
- The limits of the reserved areas are marked with yellow 0.40 m diameter spherical buoys.

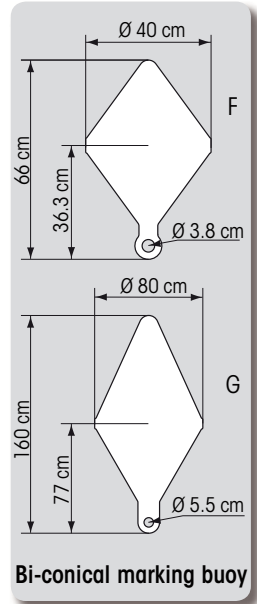
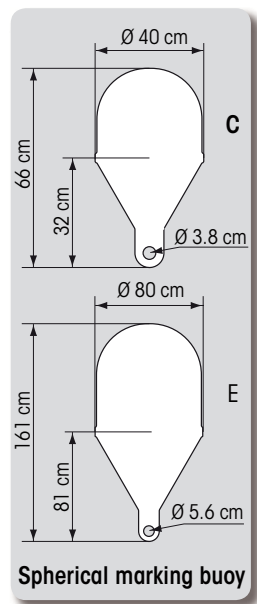
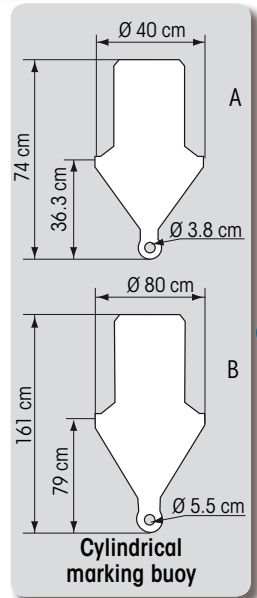


Mooring example for a line of lateral buoys on the port side of a cross channel.

Marking buoys

UV-treated rigid plastic construction. A brass eyelet reinforces the ring.

Delivery time
Minimum 4 to 5 weeks
upon receipt of order.



Cylindrical marking buoy

Model	Use	Overall height	Ø at waterline level	Ø of upper part	Buoyancy		Version	Reference	
					Overall	In use		Yellow	Red
A	Portside channel marking	74 cm	40 cm	25 cm	38 kg	14 kg	empty	16433	31928
					36.5 kg	12.5 kg	foam filled	16434	31312
B	Large size for channel entrance Portside side	161 cm	80 cm	51 cm	290 kg	110 kg	empty	43404	43405
					276 kg	96 kg	foam filled	16436	35628

Spherical marking buoy

Model	Use	Ø	Overall height	Buoyancy		Version	Reference	
				Overall	In use		Yellow	Yellow
C	Marking the limits of reserved areas	40 cm	66 cm	45 kg	14 kg	empty	16427	
				43 kg	12 kg	foam filled	16428	
D not shown	Marking the limits of reserved areas	60 cm	110 cm	130 kg	45 kg	empty	16429	
				121 kg	36 kg	foam filled	16430	
E	Outer rim of the 300 m coastline	80 cm	161 cm	261 kg	110 kg	empty	43411	
				240 kg	89 kg	foam filled	11673	

Bi-conical marking buoy

Model	Use	Ø	Overall height	Buoyancy		Version	Reference	
				Overall	In use		Yellow	Green
F	Starboard channel marking	40 cm	66 cm	30 kg	14 kg	empty	16440	31929
				28.5 kg	12.5 kg	foam filled	16442	31311
G	Large size for channel entrance. Starboard side	80 cm	160 cm	200 kg	100 kg	empty	43418	43420
				186 kg	86 kg	foam filled	16443	35629

Regatta mark buoys



Regatta mark buoys

Large inflatable mark buoys, manufactured from bright yellow PVC. Totally resistant to UV rays.

Fitted with carrying handles and two inflation/deflation valves.

Both buoys feature large transparent pocket(s) for advertising use. Dimensions of pockets : 69 x 60 cm.

Fitted with special net that absorbs pulling forces from anchor line.

No special ballast required, no special maintenance necessary.

Model	Reference	Ø	Height	Inflated weight	Transparent pocket
Cylindrical	16448	0.90 m	1.50 m	4 kg	1 pocket
Spherical	16445	1.50 m	1.60 m	8 kg	2 pockets

Supplied with repair kit including PVC patch and adhesive.

Accessories

- Spare bung
36081
- Spare net
22754 : for buoy Ø 0.90 m.
22755 : for buoy Ø 1.50 m.
- Extra repair kit
16447



Buoy for regatta training 38076

Buoy for regatta training. It can be used either as a drifting buoy, or as a traditional regatta buoy, with the additional advantage of small dimensions and ease of use.

- Quick inflating and deflating : 1/4 turn valve (Halkey Roberts type) accommodates most pumps.
- Easy to hoist back on board thanks to numerous grab handles.
- Easy to carry : small dimensions when folded. Supplied with storage bag.
- PVC 1100 Decitex : sturdy and rigid.
- Bright yellow colour for good visibility.
- Little drifting in the wind ; the buoy stands vertically thanks to the ballast bag at the bottom and to a high immersed section (52 cm).
- Height : 1.88 m.
- Diameter : 26 cm.
- Weight : 2.7 kg (without ballast).



Ballasted buoy

The ballast pouch with velcro fastening contains up to 14 kg (recommended weight, to be made up of stones, pebbles...). This pouch will also prove handy to stow the extra length of mooring line, in order to

prevent the rudder or keel from getting entangled.



Mooring line fastened to the grab handle on the lower section of the buoy.



PVC
1100 Decitex



Jumbo regatta mark buoy 40266

Aimed at large yachts, the **3.20 m high** Jumbo mark buoy can be easily spotted even from a distance. Its PVC 1100 Decitex construction makes it very resistant to handling and to potential collisions with boats.

Can be ballasted according to sea and wind conditions, thanks to 3 reinforced attachment D-rings at the base of the buoy.

- 5 grab handles facilitate handling.
- Fitted with 3 pockets (60 x 90 cm) for logo or advertisement display.
- 2 D-rings for flag attachment at the top of the buoy.

Compact when deflated.

- Dimensions when folded : 1 m x 40 cm x 20 cm.
- Dimensions when inflated : height 3.20 m ; length (triangular base) : 2 m ; cylinder diameter (top part of the buoy) : 60 cm.
- Weight : 16 kg.
- Inflation : 20 min. with electric inflator. 1/4 turn valve (Halkey Roberts type) accomodates most pumps.



Reinforced attachment D-rings.



Flag attachment D-rings.



5 grab handles.

Accessories & complementary products

	Buoy 16448	Buoy 16445	Buoy 38076	Buoy 40266
Repair kit	16447	16447	24816	24816
Spare valve	-	-	50881	50881
Spare bung	36081	36081	-	-
Spare net	22754	22755	-	-
Recommended mooring kit See page 175	Package Kobra 4 kg ref. 46564	Package Kobra 4 kg ref. 46564	Package Kobra 4 kg ref. 46564	Package Kobra 6 kg ref. 46566

Floating gangways

A great combination of lightweight and stylish design : the honeycomb core ensures rigidity and lightweight, while the outside shell in fiberglass and carbon resin contributes to great looks on your boat's stern.

Floating gangway, fiberglass/carbon

- Standard version : **66450**
- Folding version : **66451**

Monoblock technology for extra resistance.

Honeycomb structure for strength and rigidity with outside shell in fiberglass combined with vinylester and carbon.

Non-slip walkway surface for safe boarding.

Floating and lightweight, sturdy and UV-protected, scratch resistant.

Gangway comes with wheels on dock side and st. steel and anodized aluminum deck securing pin + deck socket support on boat stern side.

Stanchions and handrail are optional extras.

- Length : 2.20 m
- Width : 0.39 m
- Folding version, folded size : 1.10 m
- Weight : 8 kg
- Max. load : 300 kg

All metalware is 316L stainless steel or anodized aluminium



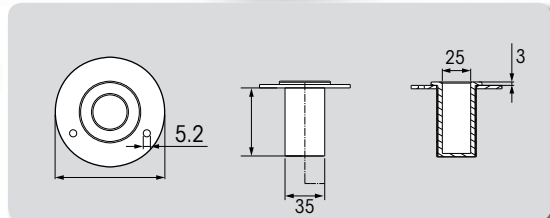
Wheels on dock side to roll along with the boat



Deck securing pin on the gangway



Deck socket support on boat stern side





Folding version



Options



• **Stanchions and handrail 66452**
2 stanchions and handrail for fiberglass/carbon gangways ref. 66450 and 66451.



• **Storage bag for folding gangway 66453**
Storage bag for folding gangway ref. 66451.

Floating gangway, fiberglass/polypropylene 66449


Thermoplastic composite material, strong and lightweight. Honeycomb structure core for strength and rigidity with outside shell in fiberglass.

Non-slip walkway surface for safe boarding.

Angle buffers are in quality rubber that leaves no streaks on the boat. UV-protected.

Suitable for intensive use.

- Length : 2.20 m
- Width : 0.37 m
- Weight : 8 kg
- Max. load : 300 kg.



Ladders



Boarding ladders are often associated to comfort and fun but they remain first and foremost a safety element on board (EN ISO 15085 standard, July 2003). Therefore Plastimo has chosen to further improve the comfort and sturdiness of its ladders.



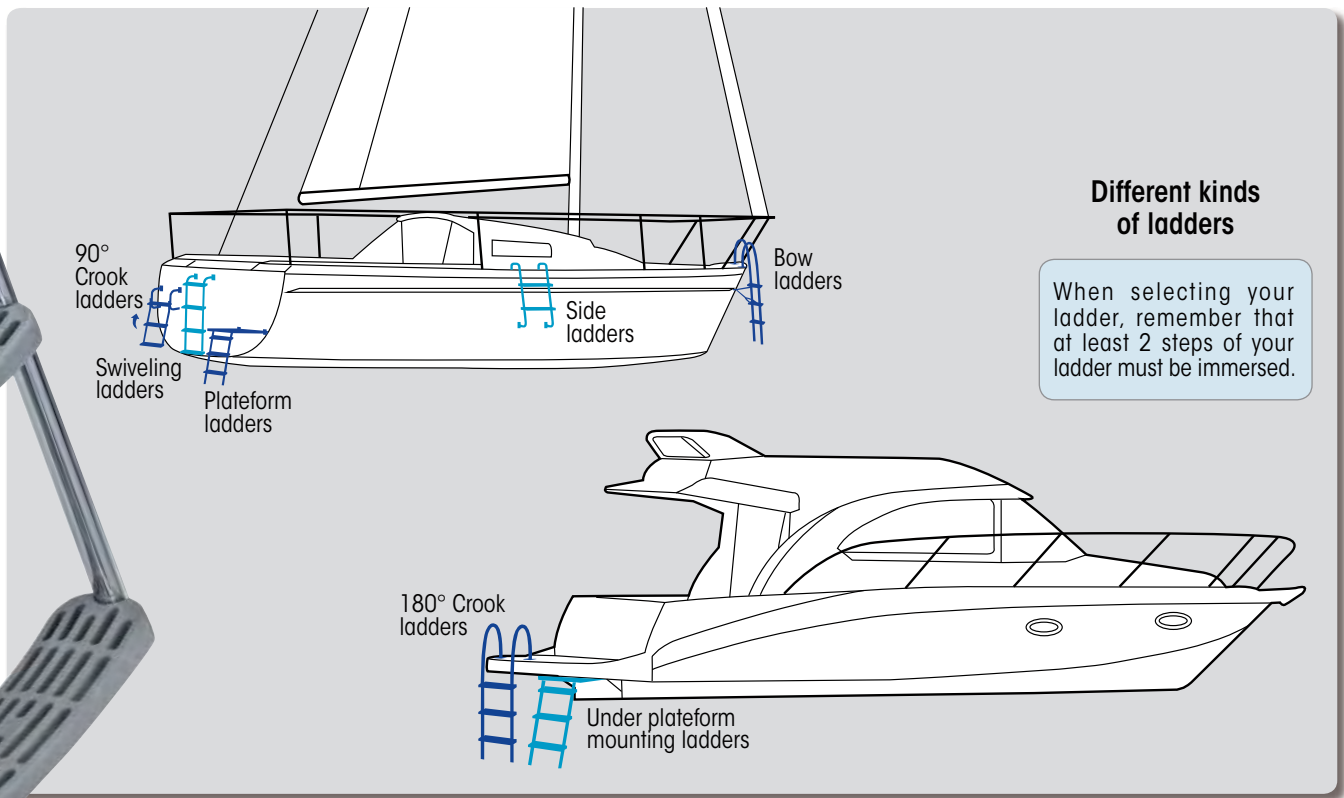
J. Kelloggian

Provides unparalleled comfort and safety.

The width and depth of the anti-slip steps enable you to keep your feet always flat on the step, thus feeling safe and steady. The material and smooth shape of the steps are soft to bare-feet, adding to your comfort. Withstands the harsh marine environment. The use of materials with a proven record of reliability such as 316 L stainless steel, polypropylene guarantees the durability and the performance of the ladder. In our Brittany-based factory, all our products are tested in a seawater fog laboratory, where the product undergoes accelerated ageing to reproduce the extremely harsh marine environment.

Two concepts have been developed by our R&D department :

- The exclusive assembly process which allows the steps to keep horizontal, whatever the shape and inclination of the free-board, transom or skirt, simply with an allen key.
- The specific design of the steps, slightly curved and rounded also deep and wide, helps keep your feet away from the free-board and increases the rigidity of the ladder to make boarding safer and easier.



Different kinds of ladders

When selecting your ladder, remember that at least 2 steps of your ladder must be immersed.

180° crook ladders

St. steel folding ladder

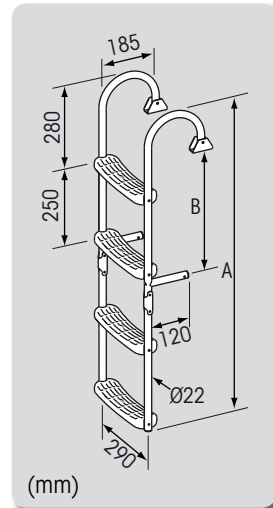
2 fixed steps + 2 mobile : **55695**

3 fixed steps + 2 mobile : **55696**

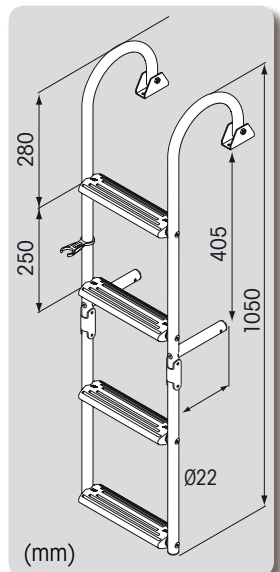
2 fixed steps + 3 mobile : **55697**

3 fixed steps + 3 mobile : **55698**

Ref.	A	B
55695	1050 mm	405 mm
55696	1300 mm	655 mm
55697	1300 mm	405 mm
55698	1550 mm	655 mm



REMOVABLE LADDER
Add fixing plates 27073 : the ladder becomes removable !

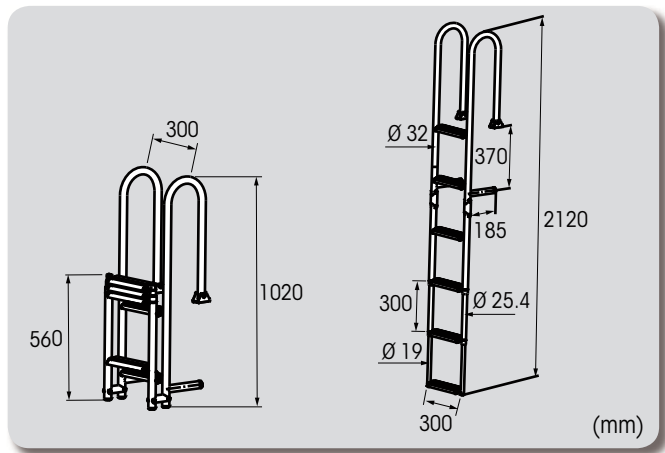


Ladder for narrow transom

2 fixed steps + 2 mobile : **30535**

Telescopic folding ladder

6 steps : **65958**
High crooks to facilitate boarding.



90° crook ladders

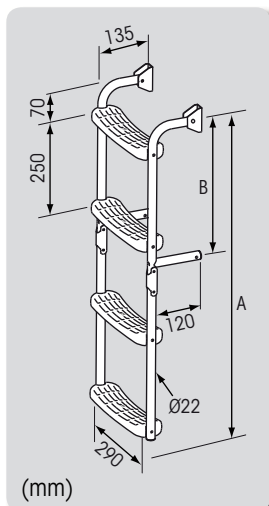
REMOVABLE LADDER

Add fixing plates 27073 : the ladder becomes removable !

St. steel folding ladder

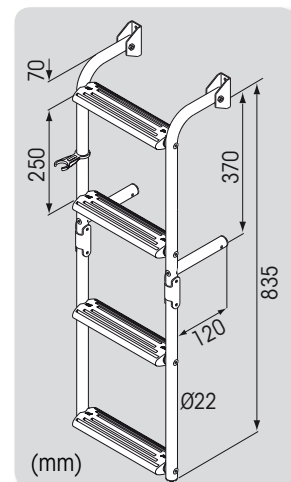
- 1 fixed step + 2 mobile : **55699**
- 2 fixed steps + 2 mobile : **55700**
- 3 fixed steps + 2 mobile : **55701**
- 2 fixed steps + 3 mobile : **55702**
- 3 fixed steps + 3 mobile : **55703**

Ref.	A	B
55699	785 mm	300 mm
55700	835 mm	370 mm
55701	1085 mm	620 mm
55702	1085 mm	370 mm
55703	1335 mm	620 mm



Ladder for narrow transom

2 fixed steps + 2 mobile : **30536**



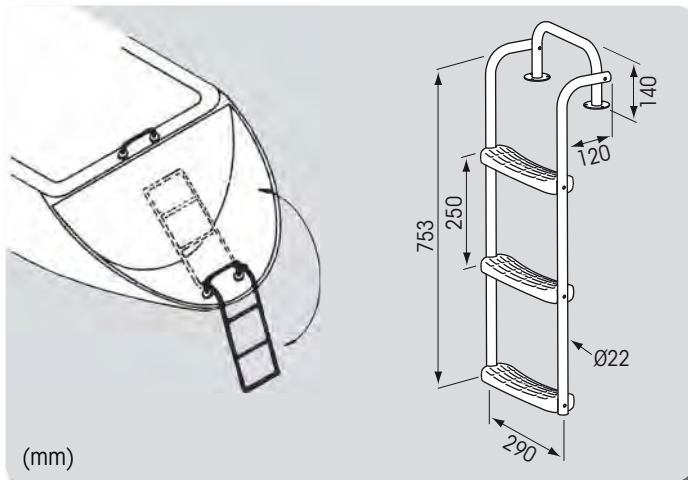
Swiveling ladders



Skirt and platform ladder

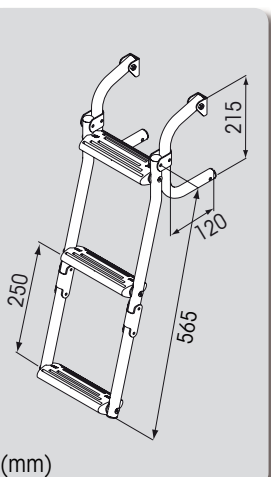
1 fixed step + 3 mobile : **55694**

The exclusive steps allow the use of the same ladder for swimming and to get access to the boat, from the pontoon.



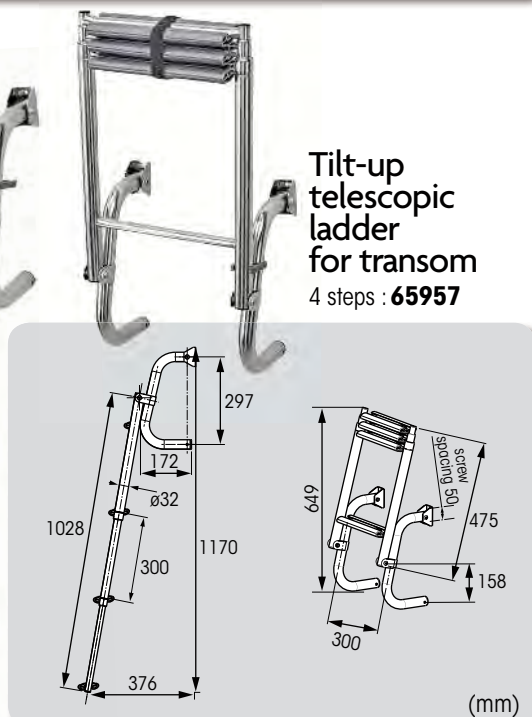
Ladder for narrow transom

3 steps : **29398**



Tilt-up telescopic ladder for transom

4 steps : **65957**

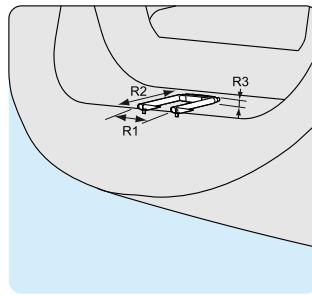
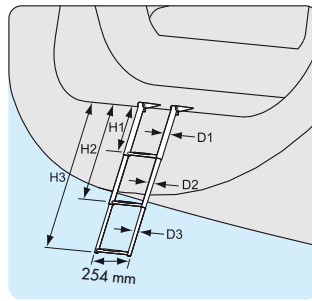


Dimensions in mm.



Telescopic ladder

Above platform mounting.



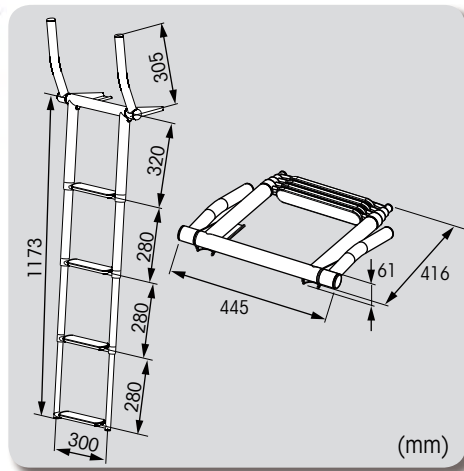
Ref.	Swivelling	H1	H2	H3	D1	D2	D3	R1	R2	R3
48682	3 steps	250	505	790	31.8	25.4	19	305	365	40



Above platform mounting telescopic ladder, teak steps

4 steps : **66531**

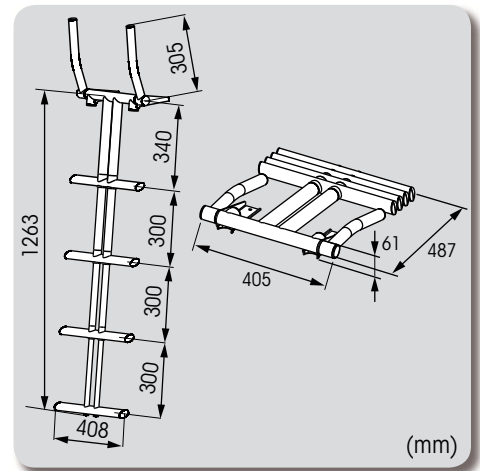
High handles to facilitate boarding.



Above platform mounting telescopic dive ladder

4 steps : **66553**

Dive ladder: anti-slip steps designed to be climbed with diving flippers.



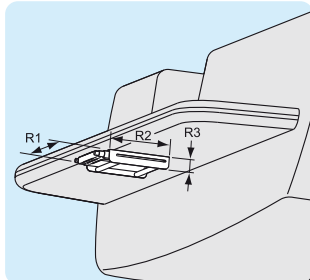
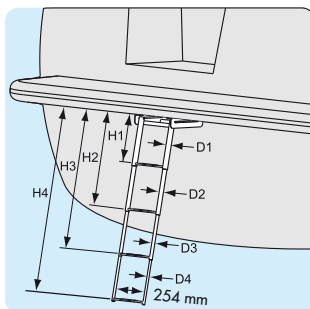
Under platform mounting ladders

St. steel
316 L



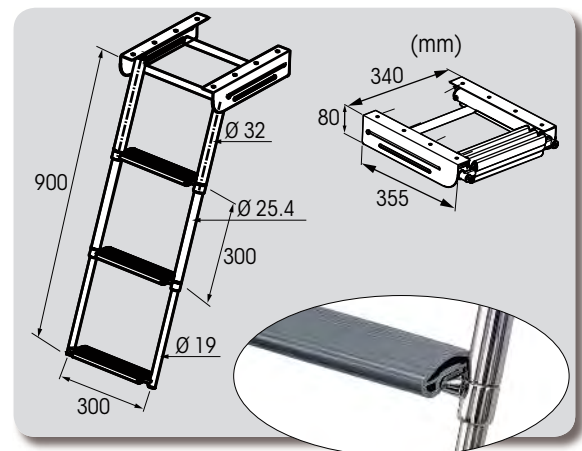
Telescopic st. steel ladder

Under platform mounting.



Telescopic ladder, PVC steps

3 steps : **66344**



Anti-slip grey PVC steps, 70 mm wide for increased stability. Ergonomic shape, foot-friendly steps even with bare feet.

Exclusive Plastimo design with integrated cushioning system.

Ref.	Fold-away	H1	H2	H3	H4	D1	D2	D3	D4	R1	R2	R3
48684	3 steps			860	-	31.8	25.4	19	-	295	300	66
57036	4 steps	290	580	860	1150	38.5	31.8	25.4	19	303	318	78

Platform ladders



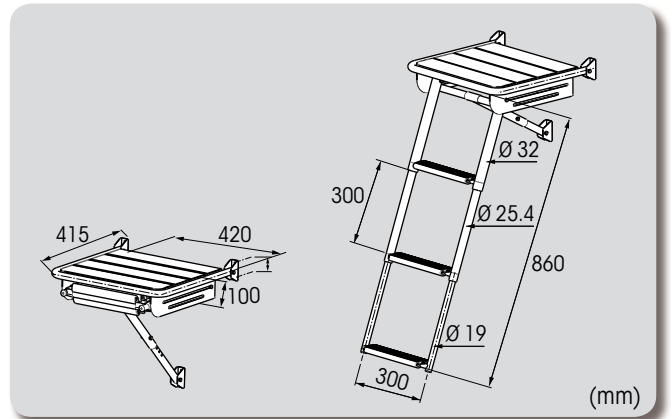
**MADE BY
PLASTIMO**

**Telescopic ladder,
teak platform**

3 steps : **65959**



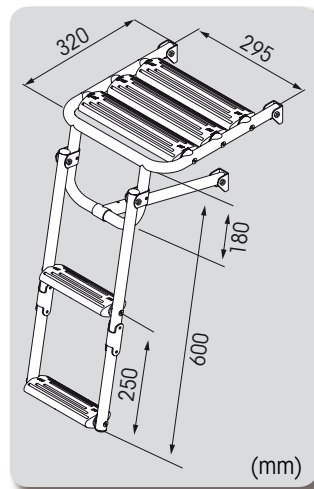
Anti-slip grey PVC steps, 70 mm wide for increased stability. Ergonomic shape, foot-friendly steps even with bare feet. Exclusive Plastimo design with integrated cushioning system.



**Telescopic ladder,
PVC platform**

29390

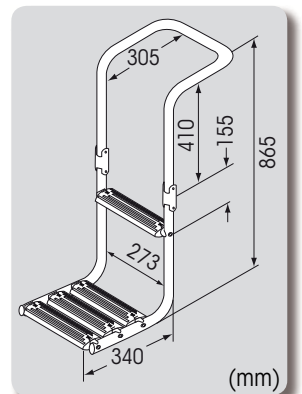
St. steel ladder, designed for any kind of boats. Its platform and its wide anti-slip steps provide comfort and steadiness.



Immersed platform ladder

29181

Specially designed for all types of inflatable boats from 3 to 6 metres, either RIBs or boats with full floor boards. Consists in an immersed mini-platform, on which one can kneel and dispose of heavy or clumsy equipment (diving bottle, fins, gun...). The scuba diver can then easily climb on board. Also ideal to return on board after swimming.





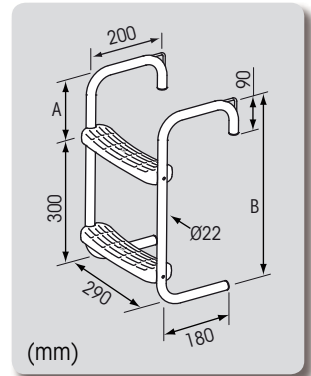
Side ladders

Pontoon st. steel ladder

Easily mounted, it helps getting on board easily and safely. Anti-theft hook system.

- 2 steps, crook height 90 mm : **55705**
- 2 steps, crook height 245 mm : **55706**

Ref.	A	B
55705	90 mm	485 mm
55706	245 mm	630 mm



Boarding ladder

Anti-slip plastic folding crooks.
 Ø 25 mm aluminium tube.
 Plastic steps, width 355 mm, depth 70 mm.
 Height between steps : 255 mm.

Model	Crook - L		Height
	18 cm	26 cm	
2 steps	60917	35911	650 mm
3 steps	-	35912	930 mm
4 steps	-	35913	1210 mm

Folding aluminium ladder

10192
 Aluminium, 2 steps.
 For RIB's and inflatables.
 • Width : 330 mm.
 • Height : 810 mm.



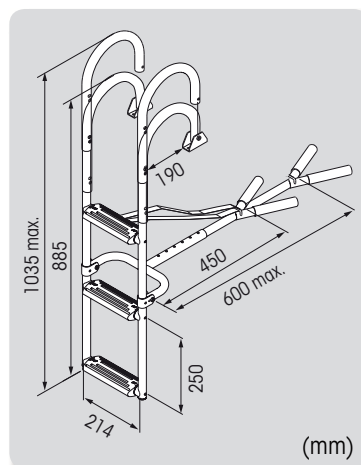
Collapsible boarding ladder

- 3 steps : **62149**
- 4 steps : **62150**

Plastic steps, width 295 mm.
 Assembly with synthetic rope combined with plastic tubes between steps, for added rigidity and safety.
 Height between steps 200 mm.



Bow ladder



St steel ladder

29392
 3 steps : supplied with fixing plates to easily fix and remove the ladder to the bow.
 Unique step inclination adjustment concept.

Option

TWO-IN-ONE SYSTEM

- Stand-off to use the ladder also on the side of the boat : **66581**

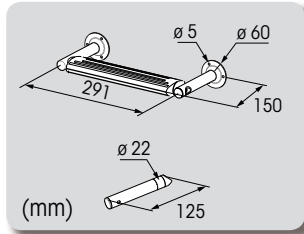


Steps



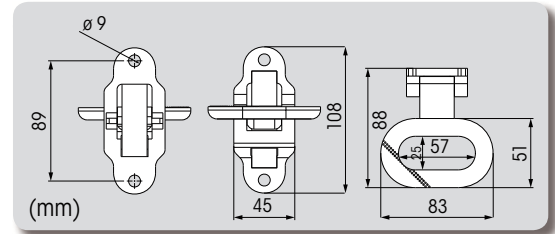
316 L st. steel/plastic steps 29203

Stand alone step.
Horizontally adjustable.
Footrest 270 x 70 mm.
Hole spacing 290 mm.
W 300 mm x D 120 mm.



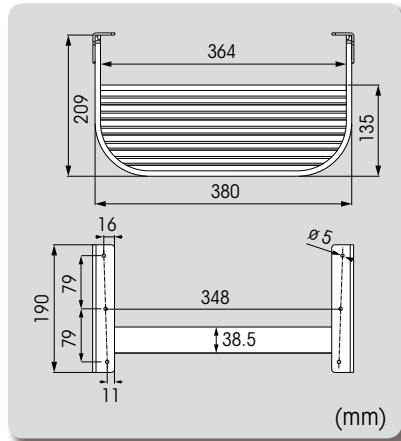
316 L st. steel folding step 412760

Step : 83 x 51 mm.
Base : 108 x 45 mm.



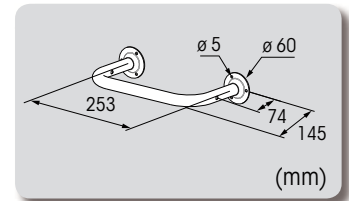
Aluminium step 419357

Flip-up aluminium and teak step.
W 380 x D 209 x H 190 mm.



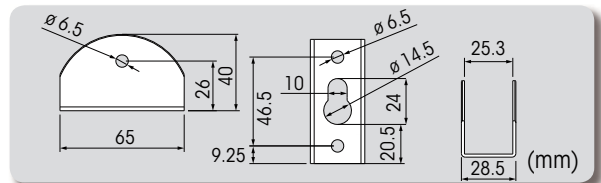

St. steel step 12572

With fixed mounting plates
Ø 57 mm.
Hole spacing : 250 mm. Ø 22 mm.



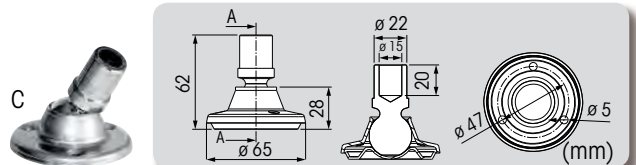
Accessories for customized ladders

For tube Ø 25 mm.



Fastenings

Ref.	Description	Dimensions
A 408233	St. steel fixing for ladder and platform.	Ø 25 mm
B 413569	St. steel U-fastening for ladder.	Ø 25 mm
C 416898	St. steel ball joint for tube.	Int. Ø 22 mm



Stand-offs

A - **414158** Length 145/215 mm, Ø 25 mm.
B - **414159** Length 145/215 mm, Ø 22/25 mm.



Articulation 408234

St. Steel articulation for ladder.
Adjustable stand-offs.
Ø 25 mm.

Ladder steps



Ref.	Description	Tube Ø	Dimensions	Hole spacing	Screws
A 409684	Plastic honeycomb step.	25 mm	265 mm x 68 mm	257 mm	Ø 5.5 x 38 TLC (not supplied)
B 409645	Plastic honeycomb step.	25 mm	370 mm x 70 mm	345 mm	Built-in rivets

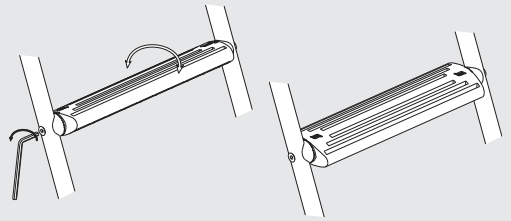
Accessories for Plastimo Ladders



Adjustable steps : customise and adjust the steps inclination to match the transom angle
 Unique step-adjusting concept, designed by our Research & Development department.
 This exclusive assembly process allows to keep the steps horizontal, whatever the shape and inclination of the free-board, transom or skirt.
 You just need to add a step inclination kit that fits between the st. steel tube and the actual step.



Simply adjust the inclination of the steps with an allen key, which enables you to convert a "series" ladder into a "customised" ladder.



Accessories & Spares

- **A. Spare stand-offs, st. steel (x 2)**
36932

Ø 22 mm.

- **B. Stand-off extensions, st. steel (x 2)**
12563

Length 120 mm, Ø 25 mm.

To increase the length of stand-offs in order to incline the ladder slightly and thus facilitate climbing back on board.

- **C. St. steel fixing plates for stand-off extensions (x 2)**
12586

For tube Ø 25 mm. If your ladder is fixed permanently, these plates offer 4 fixing points, so as to have a better rigidity of the whole set.

- **D. St. steel fixing brackets for stand-offs (x 2)**
12587

For tube Ø 22 mm. Same use as above.

- **E. Fixing plates with trunnion nut (x 2)**
27073

Suitable for brackets 12586 & 12587.

Allow ladder to be mounted and removed easily.

- **F. Grey step, fixed**
58835

For ladder tube Ø 22 mm, width 295 mm.

- **G. Grey step, adjustable horizontally.**
15680

For ladder tube Ø 22 mm, width 295 mm.

End-pieces and screws included.



A




C




F



B




D



G



E



H

- **H. Grey step for narrow transom, adjustable horizontally**
55564

For ladder tube Ø 22 mm, narrow transom.

End-pieces and screws included.

On inclined transoms

- **I. 15° transoms : St. steel fixing brackets stand-offs 35435**

Tube Ø : 25 mm. Length : 22 cm.

For ladders ref. 55700 and 55702.



I

Ref Accessories	36932	12563	12586	12587	27073	58835	15680	55564	35435
Ref Ladders									
29181							X		
29390							X	X	
29392			X		X			X	
29398		X		X					X
30535	X	X		X	X			X	X
30536	X	X		X	X			X	X
55694						X			
55695	X	X		X	X	X			X
55696	X	X		X	X	X			X
55697	X	X		X	X	X			X
55698	X	X		X	X	X			X
55699	X	X		X	X	X			X
55700	X	X		X	X	X			X
55701	X	X		X	X	X			X
55702	X	X		X	X	X			X
55703	X	X		X	X	X			X
55704	X	X				X			X
55705						X			
55706						X			

Bowsprits



Race bowsprits

316L stainless steel and Blackline PVC platform.
Designed to withstand heavy loads, with sailing performance in focus.
Designed for Code 0 and gennaker sails.

With a stripped-down racing design, it is the perfect option for sailors who aim for an ultimate sailing experience, still enjoying full comfort and safety while getting onboard or off the boat.

Also ideal to upgrade your boat with an asymmetrical spinnaker.

Existing bow roller can be maintained, as the mooring line can be fed through the space between platform and bow.



Race 80,
ref. 66359



Race 100,
ref. 66360

For boat	Model	Ref.	Length	Width	Tube Ø
8-10 m (26-32")	Race 80	66359	800 mm	330 mm	32 mm
9-13 m (30-42")	Race 100	66360	1000 mm	390 mm	42 mm



Option

Removable 3-step ladder : 66361

Foldable ladder, for Race 80 and 100 bowsprits.
Last step folds up.

To get on and off the boat easily from the dock, on bow side.
Sturdy handles for excellent grip.

- Height when deployed : 900 mm.
- Height when folded up : 615 mm.
- Width : 200 mm.
- Hooking length on platform : 130 mm.

Deck Equipment & Rigging Hardware



Jib reefing



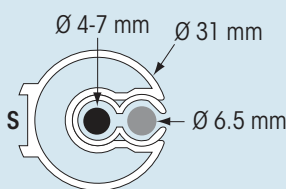
The Plastimo jib reefing range stems from 50 years of expertise in high-pressure injection and composite materials engineering. Designed for 4 to 11-metre boats, our headsail reefing meets the needs of all yachtsmen, whether experienced sailors or beginners. Very easy to use and virtually maintenance free, the Plastimo jib reefing is a reliable crewmember which contributes to your sailing performance.



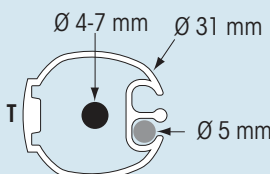
Selecting your Plastimo jib reefing

Spar design : S-series or T-series ?

The **S-series** jib reefing features a single-groove spar (S for "single"). Its patented assembly system allows for very easy installation with no need to unstep the existing forestay.



The **T-series** jib reefing features a twin-groove spar (T for "twin"). It allows the use of the jib reefing on a hollow forestay when racing, or the setting of twin head sails, to avoid hoisting the spinnaker.




Chainplates or turnbuckle ?

- Most sailing boats are equipped with chainplates to fasten the forestay to the stem fitting. Chainplates come with several holes which facilitates the adjustment of the standing rigging. The use of chainplates also allows to position the tack point as low as possible.
- The turnbuckle version allows for more accurate rigging adjustments. However, the tack point will have to be positioned slightly higher depending on the turnbuckle size.

Which jib reefing size for my boat ?

Plastimo proposes 3 models to fit all sailboats from 4 to 11 metres. While the boat length is important, you must also consider the forestay diameter and the headsail size. For example, in the case of a 6-metre boat, the 406 model will offer the best compromise. However, if the headsail size is much larger than the maximum sail area recommended, selecting a 609 model is a better option.



4-6m



406 jib reefing

Lightweight and sturdy, the 406 jib reefing features all the benefits of a large headsail reefing system : 2 Delrin® twin ball bearing races in both drum and halyard swivel. All components are manufactured from polyamide.

406 JIB REEFING : sailboats 4 to 6 m (14 to 20 ft)				
Model	406-S	406-S	406-T	406-T
Mounting version	CHAINPLATES	TURNBUCKLE	CHAINPLATES	TURNBUCKLE
Reference	25722	25723	25200	25286
Forestay diameter	4 - 7 mm	4 - 7 mm	4 - 7 mm	4 - 7 mm
Supplied complete for forestay :				
• chainplates version	6.35 m	-	6.75 m	-
• turnbuckle version	-	6.45 m	-	6.85 m
Max. headsail size	12 m ²	12 m ²	12 m ²	12 m ²
Luffrope Ø, finished	6.5 mm	6.5 mm	5 mm	5 mm
Drum sheet capacity	7 m, Ø 5 mm		7 m, Ø 5 mm	



609 jib reefing

The 609 drum cheeks swivel through 360°, ensuring safe manoeuvres through a smooth and regular feeding of the tiller rope. These cheeks protect the reefing drum efficiently and the round unobtrusive design, combined with recessed screws, allow the free running of the ropes.

Reefing drum features highly resistant stainless steel and Delrin® ball bearings. Halyard swivel features Torton® and Delrin® ball bearings which enhances the overall performance and increases the mechanical resistance. Chainplates width is adjustable.



6-9 m

609 JIB REEFING : sailboats 6 to 9 m (20 to 30 ft)				
Model	609-S	609-S	609-T	609-T
Mounting version	CHAINPLATES	TURNBUCKLE	CHAINPLATES	TURNBUCKLE
Reference	58202	58203	58207	58208
Forestay diameter	4 - 7 mm	4 - 7 mm	4 - 7 mm	4 - 7 mm
Supplied complete for forestay :				
• chainplates version	9.40 m	-	8.95 m	-
• turnbuckle version	-	9.55 m	-	9.10 m
Max. headsail size	25 m ²	25 m ²	25 m ²	25 m ²
Luffrope Ø, finished	6.5 mm	6.5 mm	5 mm	5 mm
Drum sheet capacity	13 m, Ø 6 mm	13 m, Ø 6 mm	13 m, Ø 6 mm	13 m, Ø 6 mm

Halyard swivel common to 609 and 811



811 jib reefing

The 811 drum cheeks swivel through 360°, ensuring safe manoeuvres through a regular feeding of the tiller rope. The drum core is manufactured from highly resistant aluminium combining performance and lightweight features.

Drum and halyard swivel are equipped with Torton® and Delrin® ball bearings for increased performance and mechanical resistance. 811 model comes as standard with adjustable chain plates, allowing both mounting possibilities (chainplates or turnbuckle).



8-11 m

811 JIB REEFING : sailboats 8 to 11 m (26 to 36 ft)		
Model	811-S	811-T
Reference	58204	58209
Forestay diameter	4 - 7 mm	4 - 7 mm
Supplied complete for forestay :	11.20 m	11.40 m
Max. headsail size	35 m ²	35 m ²
Luffrope Ø, finished	6.5 mm	5 mm
Drum sheet capacity	17.5 m, Ø 8 mm	17.5 m, Ø 8 mm





Delrin® is a registered trademark of Dupont Polymers. Torton® is a registered trademark of Solway.

Additional packages


Description	Reference	406 S	406 T	609 S	609 T	811 S	811 T
Spar package 1.5 m. Includes : 1 alloy spar, 1 plastic spar, 1 quick-coupling sleeve with screws	26901	✓	-	✓	-	✓	-
2.15 m. Includes : 1 alloy spar, 1 quick-coupling sleeve with screws	26902	-	✓	-	✓	-	✓
Blocks and sheets package Includes : 12.50 m pre-stretched sheet Ø 4 mm, ref. 48116; 3 blocks ref. 10589 for stanchion Ø 25 mm	17069	✓	✓	-	-	-	-
Includes : 20 m pre-stretched sheet Ø 6 mm, ref. 51244; 4 blocks ref. 10589 for stanchion Ø 25 mm	17071	-	-	✓	✓	✓	✓

JIB REEFING SPARE PARTS :
check on www.plastimo.com
to identify the part you are looking for.

Optional extras for Plastimo headsail reefing

Description	Reference	406-S	406-T	609-S	609-T	811-S	811-T
 Rope pre-feeder	25884	-	✓	-	✓	-	✓
If the angle between the halyard and the spar is inferior to 10°, it is recommended to add :							
• for a masthead rig :							
 Halyard diverter wheel Prevents the genoa halyard from twisting around the spar.	25720	✓	✓	✓	✓	✓	✓
• for a masthead or fractional rig :							
 St. steel halyard feeder Fixing plate 42 x 18 mm Halyard Ø 12 mm Drilling 2 x Ø 4 mm	26140	✓	✓	-	-	-	-
 St. steel halyard feeder Fixing plate 45 x 45 mm Halyard Ø 18 mm Drilling 4 x Ø 4.8 mm	25677	-	-	✓	✓	✓	✓

Spreader boots



Leather spreader boots

Leather for great looks and resistance to marine environment, neoprene and rubber for protection : an elegant and efficient way to protect your sails by preventing direct chafing against spreaders and cross-trees.

Suitable for all spreader sizes and shapes, either on foresails or mainsail : a long velcro strap adjusts to any spreader and rig.

Pre-shaped boot with leather outside and neoprene inside for a soft and harmless contact on the rig.

Boot can be installed and removed as often as desired thanks to Velcro strap.

UV-treated grey leather, combined with a textile canvas and a neoprene and rubber cushion layer.

Sold in pairs.

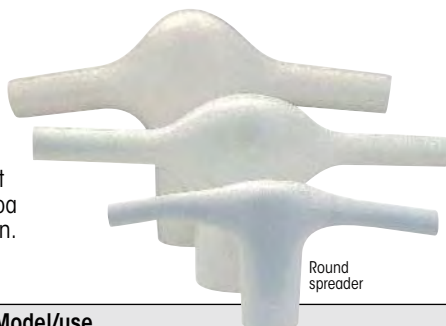


With / without spreader boot

Ref.	Size	Description
2351050	S	For spreader 55-90 mm continuous rig
2351052	M	For spreader 95-122 mm continuous rig / 74-95 mm fractional rig
2351054	L	For spreader 122-154 mm continuous rig / 105-122 mm fractional rig
2351056	XL	For spreader 122-154 mm fractional rig

Spreader boots

White PVC anti-chafe covers. Protect your sails from chafing at cross trees and help foot of genoa over stanchions when sheeting in. Easy fitting, even after the mast has been stepped.



Round spreader

For Ø	Ref.	Model/use
4 - 6 mm	17060	Flat spreader - 10 x 30 mm
7 - 12 mm	17061	Flat spreader - 10 x 30 mm
6 mm	17062	Round spreader or stanchion - Ø 28 mm
9 mm	17063	Round spreader or stanchion - Ø 30 mm
12 mm	17064	Round spreader or stanchion - Ø 50 mm
19 mm	10633	Round spreader or stanchion - Ø 53 mm



Spinnaker pole holders **16796**

White PVC spinnaker pole brackets. Set of 2 deck housing brackets. Size inside shoe : 70 x 90 mm.

Boomstrut



Supports the boom at all times. Prevents accidents when the topping lift is incorrectly set or adjusted.
Safer sail handling in bad weather or when sailing short handed (reefing, raising or lowering mainsail).



Boomstrut

- Lightweight, saves windage aloft. Immediate smooth response. No adjustments needed.
- No requirement for a topping lift; it provides an additional mainsail halyard.
- Fits all types of mast and boom extrusions, and can be easily shortened by simple cutting with a fine-tooth hacksaw.



Adjusting mainsheet or kicker tackle will cause the rods to flex: Boomstrut is compressed, allowing mainsail to flatten or on the contrary to sail under full sail in light winds.



With no tension on mainsheet or kicker, the rods will support the boom above horizontal level, allowing to ease out the sail if necessary when running in occasional gales.

Boomstrut kit features :

- 2 coated flexible fibreglass rods giving sufficient back pressure to support the boom and mainsail.
- High quality Spectro anodised aluminium mast and boom fittings.
- Stainless steel fastenings.



Quality construction

The Boomstrut comes in a complete kit ready to install and utilises your current kicking strap tackle.
No servicing requirements. Carefully constructed to eliminate sharp edges and save damage to sails.

Operating principle

The 2 fibreglass rods are designed to have enough back pressure to support the weight of both boom and mainsail.

Recommended boat	BOOMSTRUT	Initial rod length, pin-to-pin	Adjustable length	Maximum force	Max. stroke, initial
Max. 6 m (20 ft)	38203	96 cm	71 - 96 cm	90 kg	30 cm
6 to 7.5 m (20-24 ft)	38204	107 cm	82 - 97 cm	140 kg	30 cm
7.5 to 9 m (24-29 ft)	38205	118 cm	93 - 108 cm	185 kg	30 cm
9 to 10.5 m (29-34 ft)	39506	132 cm	106 - 121 cm	230 kg	40 cm
10.5 to 12 m (34-39 ft)	39507	145 cm	119 - 134 cm	270 kg	40 cm

Single line furling systems



Furling systems for use on dinghies, dayboats, small catamarans and light sailing cruisers.

- St. steel ball races ensure smooth, snag free operation under load.
 - Drum units manufactured from high quality plastics and st. steel.
 - Head swivel manufactured from anodised aluminium.
- These units are for furling purposes only and cannot undertake reefing applications.

To obtain a furling gear, you need to order 1 drum + 1 head swivel.



Max. sail area	Description	Ø	Ref.	SWL*	Break load	Weight
6 m ²	Furling drum	76 mm	A 10607			218 g
10 m ²	Furling drum	95 mm	B 18737	554 kg	1108 kg	280 g
10 m ²	Head swivel	25 mm	C 10608			55 g

*Safe Working Load.

Bosun's chairs



Professional bosun's chair 12748

Reinforced seams, heavy duty webbing and canvas, and larger seat. The back strap and crotch piece will not only prevent you from falling out of the chair, but are so designed that the angle of the chair can be adjusted, allowing each individual to find the most comfortable working balance between back and legs. The wrap-around design provides added comfort and safety, ideal for an extended time aloft.

- PVC coated on both sides, 500 g/m².
- Extra-wide 50 mm webbing.
- Rigid board seat, 42 x 22 cm.
- Safe working load : 150 kg*.



The chair folds flat in a pouch which converts into a large tool pocket when the chair is in use. An elasticated band also helps storing smaller tools

Plastimo bosun's chair, Professional model :
"Simple, strong and very sturdy with no difficult pressure points (...) and remarkable load bearing. This is a heavy-duty vinyl bucket chair, (...) with a seat sewn in and supported by three easily inspected webbing slings, and another webbing strap (...) with a single stainless D ring. The crotch strap also runs through the D ring and there's a high, secure backrest with an adjustment strap on the side. It comes in a vinyl storage bag that cleverly clips on with a plastic clip to double as a kit bag when going aloft."

**YACHTING
MONTHLY**

April 2013

* Safe working load indicated applies to the weakest element in the chair, i.e. the rigid board.

The board excepted, all the materials used in our chairs can withstand loads from 1000 to 2000 kg.

The figures indicated here are therefore deliberately conservative, in order to ensure your absolute safety even in the unlikely event that the board would break.



2 pockets : one with two compartments and an elasticated band to store smaller tools ; the other pocket is larger, designed to carry big tools, such as a drill, a hammer, a hacksaw, etc. This large pocket can also be used to "shuttle" equipment up and down, and as a storage pocket for the bosun's chair.

Bosun's chair Comfort® 10470


No more tiring positions, no need to work at arms length : you can now work aloft comfortably and safely, in perfect balance. The back strap and crotch piece will not only prevent you from falling out of the chair, but are so designed that the angle of the chair can be adjusted, allowing each individual to find the most comfortable working balance between back and legs.

- PVC coated on both sides, 390 g/m².
- Wide 40 mm webbing.
- Rigid board seat, 39 x 18 cm.
- Safe working load : 100 kg*

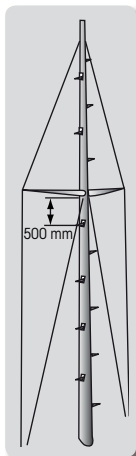


Bosun's chair, standard model 11702

- High resistance polyester.
- Rigid board seat, 39 x 18 cm.
- Crotch strap and adjustable back strap.
- 2 storage pockets.
- Safe working load : 100 kg*



**Mast step
29446**



Low profile hinged mast step, manufactured from brightly polished stainless steel.

The step has a secure and positive action and is rattle free.

The foot area has a toothed surface and the profile turns up at the outboard end, ensuring a firm and secure grip.

Secure using 4 x 5 mm pop rivets and fit at 50 cm spacing.

Mast steps should always be used in conjunction with a bosuns chair. Always put safety first when going aloft.



**Mast ascending
grip handles
401848**

Helps climbing up the mast safely, with no need for assistance from crew down on the deck.

Resistance : 650 kg.
Kit consists of 2 ergonomically shaped grip handles strongly built in stainless steel and aircraft-grade alloy.
For ropes (not included) Ø 8 to 13 mm.



Wind indicators

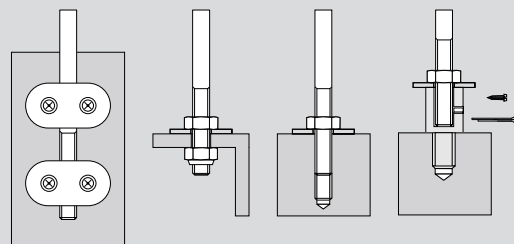


Tempest



Vireflex

Vireflex : 4 mounting possibilities



Side-mount

On angle-
bracket

At end
of mast

On existing
support

Model	Ref.	Height	Weight	Mounting options	Construction	Rotation system	Adjustment of tacking tabs	Adjustment of fin sensitivity	Night visibility
TEMPEST 12"	17116	300 mm	36 g	Lateral, along the mast	ABS and aluminium	Axis	-	-	-
VIREFLEX 15"	17117	380 mm	104 g	Lateral or vertical	ABS and aluminium	Sapphire jewel suspension bearings for top sensitivity	Easy : adjustment sketch supplied	Stainless steel slider	Reflecting tapes

Running rigging



Select the right rope according to the use :



Halyards :

low stretch, excellent on self-tailing winches and high strength properties.



Manoeuvring :

good traction resistance for kicker tackles and topping lifts, runners and backstays, reefing and furling lines.



Sheets :

Good shock-resistance, easy grip, optimum hold on winches.

	Recommended use	Break load	Low stretch	Abrasion resistance	Lightweight	Hydrophobia	Easy to splice
Dyneema® 12	All-rounder rope : genoa sheets, mainsail traveller car	★★★★	★★★★	★★★	★★★★★	★★★★★	★★★★
Dyneema® 24	All-rounder rope : mainsail-jib-spinnaker sheets, downhaul, backstays, topping lift, reefing and furling lines.	★★★★★	★★★★★	★★★★★	★★★★★	★★★★★	★★★★
Dyneema® 78 (no sheath)	Strengthening running rigging : fixing blocks, runners or backstays. Genoa-mainsail sheets, downhaul. Kitesurf.	★★★★★★	★★★★★★	★★★★★	★★★★★	★★★★★	★★★★★★
Hybrid 24	All-rounder rope, ideally suitable for sheets and halyards.	★★★★★	★★★★★	★★★★★★	★★★★	★★★★	★★★★★
Braid 16	All-rounder rope : mainsail and genoa sheets.	★★★	★★★	★★★	★★★	★★	★★★★
16-plait polyester	All-rounder rope : sheets and halyards.	★★★	★★★	★★★	★★★	★★	★
Matt polyester 32	Sheets	★★	★★	★★★	★★★	★	★★★

*Dyneema® is a registered trade mark of DSM.

Select the right rope diameter to suit your sail area.

Sail area		10 m ²	20 m ²	30 m ²	40 m ²	50 m ²	60 m ²	80 m ²
Halyard	Dyneema® 24	Ø 5	Ø 6	Ø 8	Ø 10	Ø 12	Ø 14	Ø 16
	Hybrid 24	Ø 6	Ø 8	Ø 10	Ø 10	Ø 12	Ø 12	Ø 14
	Braid 16	Ø 8	Ø 10	Ø 12	Ø 14	Ø 16	-	-
	16-plait polyester	Ø 8	Ø 10	Ø 12	Ø 14	Ø 16	Ø 18	-
Manœuvring	Dyneema® 12	Ø 6	Ø 8	Ø 8	Ø 10	Ø 12	Ø 12	-
	Dyneema® 24	Ø 5	Ø 6	Ø 8	Ø 10	Ø 12	Ø 14	Ø 16
	Dyneema® 78 (no sheath)	Ø 3	Ø 5	Ø 6	Ø 8	Ø 8	Ø 10	Ø 10
	Hybrid 24	Ø 6	Ø 8	Ø 10	Ø 12	Ø 12	Ø 14	Ø 14
Sheet : genoa & spinnaker or mainsail single line	Dyneema® 12	Ø 6	Ø 8	Ø 8	Ø 10	Ø 12	Ø 12	-
	Dyneema® 24	Ø 5	Ø 6	Ø 8	Ø 10	Ø 12	Ø 14	Ø 16
	Hybrid 24	Ø 6	Ø 8	Ø 8	Ø 10	Ø 12	Ø 12	-
	16-plait polyester	Ø 8	Ø 10	Ø 12	Ø 14	Ø 16	Ø 18	-
Sheet : mainsail with purchase system	Hybrid 24	Ø 6	Ø 6	Ø 8	Ø 8	Ø 10	Ø 12	Ø 12
	Braid 16	Ø 6	Ø 8	Ø 10	Ø 12	Ø 14	Ø 16	Ø 16
	Matt poly 16	Ø 8	Ø 8	Ø 10	Ø 12	Ø 14	-	-
	Matt polyester 32	Ø 8	Ø 10	Ø 12	Ø 14	Ø 14	Ø 16	-
Sheet : spinnaker with light breezer	Dyneema® 12	Ø 6	Ø 6	Ø 8	Ø 8	Ø 10	Ø 10	Ø 12
	Dyneema® 24	Ø 3	Ø 3	Ø 4	Ø 4	Ø 5	Ø 5	Ø 5
	Hybrid 24	Ø 6	Ø 6	Ø 8	Ø 8	Ø 10	Ø 10	Ø 12
	Braid 16	-	-	Ø 6	Ø 6	Ø 6	Ø 8	Ø 8

Table as a guide only, assuming that ropes are in good condition and used in 35-knot max wind circumstances. Dimensions in mm.

Sleeving a shuttle facilitates the change of halyard. It is also recommended to turn the ropes around in order to displace the chafing sections to increase the longevity.

Resistance


Ropes resistance also depends on :

- Knots : they reduce the resistance by 30 to 50 % (20% only for splices).
- Bend axis : choose the blocks adapted to each rope application.
- Abrasion : avoid damaging the rope cover.
- Rope care : rinsing and wintering your ropes will prolong their lifetime.

Rope care

For longer life, rinse out ropes in fresh water and protect from UV rays. It is recommended to machine wash them ("delicate" programme) to remove salt and mouldiness before wintering. To ensure a longer life to your sheets and halyards, store them in a dry place during the winter.






Dyneema® 12

16-plait polypropylene core, in a 12-plait Dyneema® sheath. Designed for racing. Lightweight and very resistant.

Easily retractable core makes rope reduction very easy : reduces weight and increases resistance while keeping the same diameter in hand for comfortable rope handling.

All-rounder rope used for genoa sheets, boomkicker, headsail and genoa traveller cars.

Ø mm	Blue	Green	Grey	Orange	Break load	Weight /m	Length
4-6	63763	63769	63772	63766	770 kg	20 g	50 m
6-8	63764	63770	63773	63767	1550 kg	38 g	
9-10	63765	63771	63774	63768	2400 kg	55 g	



Hybrid 24

Dyneema® 78 core, in 24-braid hybrid sheath combining polyester and Technora®.

Extremely low creep. Good traction and abrasion resistance, easy to splice. Perfect in clutches and winches.

Ideally suitable for sheets and halyards, downhauls, reefing and furling lines.

Ø mm	Blue/ yellow	Orange/ yellow	Green/ yellow	Break load	Weight /m	Length
8	63775	63778	63781	2500 kg	45 g	110 m
10	63776	63779	63782	3500 kg	68 g	
12	63777	63780	63783	4990 kg	97 g	




Dyneema® 24

Dyneema® SK75 12-plait core in a 24-plait polyester braid sheath. Combines high resistance and low stretch.

Hydrophobic and very flexible, easy to splice. Traction and UV-resistant.

Very good all-rounder rope, suitable for mainsail-jib-spinnaker sheets and guys, downhaul, topping lift, backstays and runners, reefing and furling lines.

Ø mm	Red / white	Blue / white	Black / white	Green / white	Break load	Weight /m	Length
6	63792	63784	63796	63788	750 kg	26 g	110 m
8	63793	63785	63797	63789	2500 kg	41 g	
10	63794	63786	63798	63790	3500 kg	64 g	
12	63795	63787	63799	63791	4990 kg	95 g	



Dyneema® 78

Uncovered 16-plait Dyneema® SK78 (no sheath).

Lightweight and highly resistant to traction. Very low stretch.

Good UV-resistance. Easy to splice.

Floating and rotproof.

Suitable to strengthen rigging : fixing blocks, runners or backstays. Recommended for kitesurf.

Ø mm	Grey	Break load	Weight/m	Length
2.5	63800	650 kg	3 g	25 m
3	63801	950 kg	4 g	
4	63802	1250 kg	6 g	
5	63803	2100 kg	12 g	
6	63804	3000 kg	17 g	
8	63805	5000 kg	26 g	


* Dyneema® is a registered trademark of DSM.



Braid 16 solid

Polyester core braid in 16-braid polyester sheath. Solid colour. Good rope handling, holds well in clutches and winches. Excellent resistance to UV and abrasion. Good all-rounder rope for cruising : mainsail-jib-spinnaker sheets, mainsail-jib halyards, spinnaker guy, downhaul, reefing lines, topping lift.

Ø mm	Blue	Green	Red	Grey	Break load	Weight /m	Length
8	63806	63807	63808	63809	1500 kg	42 g	110 m
10	51269	51270	51271	63810	2100 kg	70 g	
12	51273	51274	51275	63811	2900 kg	97 g	
14	51277	51278	51279	63812	3800 kg	130 g	



Braid 16

Polyester core braid in 16-braid polyester sheath. White + colour fleck. Good rope handling, holds well in clutches and winches. Excellent resistance to UV and abrasion. Good all-rounder rope for cruising : mainsail-jib-spinnaker sheets, mainsail-jib halyards, spinnaker guy, downhaul, reefing lines, topping lift.

Ø mm	Blue	Green	Red	Grey	Break load	Weight /m	Length
6	51241	51242	51243	63813	820 kg	22 g	220 m
8	63814	63815	63816	63817	1500 kg	42 g	110 m
10	63818	63819	63820	63821	2100 kg	70 g	
12	63822	63823	63824	63825	2900 kg	95 g	
14	63826	63827	63828	63829	3800 kg	130 g	
16	51261	51262	51263	63833	5000 kg	190 g	




16-plait polyester with parallel core

Parallel core in a 16-plait polyester sheath. Parallel core guarantees a low stretch index while the 16-plait sheath provides a good abrasion resistance. Suitable for sheets, halyards and guys. Not spliceable.

Ø mm	Red	Green	Blue	Black	Break load	Weight /m	Length
8	64489	64484	64479	64474	1100 kg	48 g	110 m
10	64490	64485	64480	64475	1800 kg	68 g	
12	64491	64486	64481	64476	2450 kg	98 g	
14	64492	64487	64482	64477	3400 kg	141 g	
16	64493	64488	64483	64478	4200 kg	182 g	

Ropes for dinghies



Dyneema® is a registered trade mark of DSM.



Dyneema® dinghy rope

Dyneema 78 core with 16-plait polyester cover. Highly resistant : works well for sheets and all manoeuvring on board a dinghy. The Dyneema core allows for reduced rope diameter to gain weight and keep high strength. Good UV resistance. Spliceable.

Ø mm	Blue /red	Blue /yellow	Blue /white	Yellow /blue	Red /yellow	Red /white	Break load	Weight /m	Length
3	48079	48080	48081	48084	48082	48083	515 kg	5 g	100 m
4	48085	48086	48087	48090	48088	48089	740 kg	12 g	
5	48091	48092	48093	48096	48094	48095	1050 kg	17 g	
6	48097	48098	48099	48102	48100	48101	2000 kg	24 g	



Polyester dinghy rope

Braided polyester core with polyester cover. Ideal for dinghy use: sheets and manoeuvring. Very easy to splice.

Ø mm	Blue /yellow	Yellow /blue	Red /white	White /red	Green /blue	Break load	Weight /m	Length
3	48110	48111	48112	48109	48113	160 kg	7 g	100 m
4	48115	48116	48117	48114	48118	360 kg	13 g	
5	48120	48121	48122	48119	48123	440 kg	20 g	
6	48125	48126	48127	48124	48128	580 kg	28 g	



Matt polyester 32

16-plait polyester braid with 32-plait discontinuous polyester cover. Very flexible rope : works particularly well for sheets. Comfortable handling, soft touch, holds well in self-tailing and winches. Good UV resistance.


Ø mm	Blue	Red	Gold	Black	Natural	Break load	Weight /m	Length
6	51330	51332	51331	51329	51333	570 kg	26 g	220 m
8	51335	51337	51336	51334	51338	1200 kg	37 g	
10	51340	51342	51341	51339	51343	1700 kg	64 g	110 m
12	51345	51347	51346	51344	51348	2300 kg	88 g	
14	51350	51352	51351	51349	51353	2900 kg	114 g	
16	51355	51357	51356	51354	51358	3400 kg	159 g	



Hemp style polypropylene

3-strand rope made of synthetic fibre, which looks and feels like traditional hemp rope. Excellent breaking load and resistance to abrasion. Low stretch, easy to splice.

Ø mm	Reference	Break load	Length
8	14118	650 kg	100 m
10	14119	1100 kg	
12	14120	1350 kg	
14	14121	1550 kg	
16	14122	2000 kg	



Heli multi-purpose braid

Heli white helical polyester braid, density 1.38, multifilament, high tenacity, 12-plait.

Ø mm	White	Break load	Weight/ 100 m	Length
2.5	403819	75 kg	0.37 kg	100 m
3	403822	120 kg	0.58 kg	
4	403823	190 kg	1.00 kg	
5	405120	320 kg	1.55 kg	
6	403825	370 kg	1.90 kg	
8	405122	590 kg	3.60 kg	
10	405123	900 kg	5.80 kg	
12	405124	1200 kg	9.00 kg	



4-strand floating polypropylene


Recommended for fish-farming pots.

Ø mm	Blue	Orange	Break load	Weight/ 100 m	Length
8	414539	414178	940 kg	3 kg	220 m
10	414540	414179	1400 kg	4.5 kg	
12	414541	414180	1990 kg	6.5 kg	

Whipping twine

High strength, multifibre synthetic thread.

Material	Ø mm	Black	White	Blue	Weight	Length
Waxed polyester braid A	1	-	48261	48262	20 g	30 m
Waxed polyester braid B	1	405357	405200	-	90 g	110 m
Waxed polyester braid B	1.2	405400	405197	-	120 g	83 m
	1.9	-	405198	-	240 g	41 m
Polyester cable B	0.82	-	405199	-	160 g	63 m



Special ropes & accessories

Lanyard



Polyester lanyard

100% polyester lanyard indispensable on board.

Ø	Blue/ yellow	Red/ yellow	Yellow/ green	Break load	Weight/m	Length
2 mm	42865	42864	42866	80 kg	2.8 g	100 m
3 mm	42868	42867	42869	200 kg	8.9 g	



Lanyard

8-plait polyamide (Nylon), very flexible and highly resistant to traction. Suitable for lanyards, netting, dinghy use, etc.

Ø	Ref.	Break load	Weight	Length
2 mm	16995	80 kg	3 g	200 m
2.5 mm	16996	150 kg	4 g	
3 mm	16997	290 kg	5 g	
4 mm	16998	380 kg	9 g	

Rope accessories



Cutting and soldering iron

220 V – Heat up time 6 sec. - Indicator lights. Isolation II. Weight 1 kg.

Description	Reference
Cutting iron - 60 W	409075
<i>Spares Knife for rope, sail, strap and synthetic fabric - Suitable for 409075.</i>	409076



Metric counter

427352

Metric counter, suits all rope diameters. Includes re-set feature.

Rope stowage



Line Tamer™

Black : **53447** 
White : **53983**

A simple and unique cleat designed to enable halyard tails and control lines to be stowed neatly, ready for use and helping prevent snags.

- Keeps your cockpit tidy and safe.
- Simple and quick to use : just coil the line, loop through the Line Tamer and hang on the hook.
- Use in lockers to stow mooring lines neatly and ready for use.
- Easy fit with a single Ø 4 mm screw supplied.
- Can be used to stow or hang a multitude of items.
- Length 73 mm, width 30 mm, depth 13 mm.

Shock cords

Coated rubber shock cord

Rubber shock cord in a plaited sheath (polyester or polyethylene monotex).

Description	Ø	Length of reel	Ref.
White polyester coating	6 mm	50 m	17110
	10 mm	25 m	17111
White-blue polyethylene monotex coating	4 mm	50 m	27515
	6 mm	50 m	27516
	8 mm	25 m	27517


Polyester coated shock cord

UV resistant polyester sheath, 100 m reel.

Ø	Black	White, blue thread	White, black thread
3 mm	-	-	423172
4 mm	418516	412794	423185
5 mm	418537	-	423171
6 mm	418517	403728	423186
8 mm	418519	403729	423187
10 mm	418520	403730	423188


Self-locking shock cord

With nylon hook.

Ø	Length	Ref.	Colour	
5 mm	50 cm	423193	Black	10
	60 cm	408103	Red	10
6 mm	70 cm	423194	Black	10
	80 cm	408104	Red	10
8 mm	80 cm	408104	Red	10
	100 cm	418194	Red	10

Shock cord with toggle


White shock cord with black thread, white nylon toggle. Ideal for furling sails.

Ø	Length	Ref.	
6 mm	35 cm	423165	10
	55 cm	423166	10
8 mm	75 cm	423167	10

Extend the shock cord with care, if it whips back out of control it may cause serious injury. Do not stretch it to more than 75% of the length at rest. Do not stretch the shock cord towards your face.


Shock cord with plastic balls

White elastic shock cord in polyester or polyethylene. 2 plastic balls.

Description	Ø	Length	Ref.	
Monotex polyethylene	3.5 mm	30 cm	27511	5
		40 cm	27512	5
		50 cm	27513	5
Polyester	4 mm	50 cm	12520	5
		30 cm	17103	5


Shock cord with nylon hooks

White shock cord with black thread. 2 black nylon hooks.

Ø	Length	Ref.	
4 mm	20 cm	417333	10
	30 cm	417336	10
6 mm	30 cm	417341	10
	50 cm	417337	10
8 mm	50 cm	417342	10
	100 cm	417344	5

Shock cord with st. steel hooks

White polyester shock cord with black thread. 304 stainless steel hooks.


Ø	Length	Ref.	
6 mm	30 cm	423168	10
	50 cm	423169	10
8 mm	80 cm	423170	10
	100 cm	423189	5
10 mm	40 cm	412892	10
	60 cm	403723	10
	80 cm	403724	10
	120 cm	403726	10

Accessories



St. steel clips for shock cords

Easily and permanently replace heat sealing and whipping.

Ø	Ref.	
6 mm	414708	100
8 mm	417667	50
10 mm	414589	50




Clamp for st. steel clips

414709
Used to close the clips on the shock cords before fixing the hooks.



St. steel hook

Ø	Ref.	
6 mm	414707	10
8 mm	403731	10
10 mm	412793	10



Sail repair



Sailmaker's palm

- Righthanded : **404057**
- Lefthanded : **404064**



Sails repair kit 473850

Contents

- Sails needle AV15 : 2
- Sails needle AV16 : 2
- Sails needle AV17 : 2
- Coil sticky thread 1.5 mm : 50 g
- Coil sewing thread 35 g : 1
- Right sailmaker palm : 1
- Strap width 30 mm : 2 m
- Strap straight-thread : 100 x 275 mm



Needles

- 4 straight + 1 curved : **415456**
- 5 straight n° 3 to 7 : **417763**



Splicing kit 14311

Leather holster to be fitted to your belt.
Contains splicing spike, knife and pliers.



St. steel splicing spike

Large 280 mm : **16976**
Small 170 mm : **30391**

Polished stainless steel spike, with wooden handle.



TOPOMARINE

Multi-tool 2340115

Multi-tool knife : Plain blade, serrated blade, saw, pliers, shackle key, spike, bottle opener, can opener, flat Phillips screwdriver, 3 sizes allen key screwdriver.
Length/blade length : 15.5/7.5 cm.
Weight : 275 g.



Knives

With rigid serrated blade for rope and net cutting.



36087

St. steel Clipper knife.
Shackle key, splicing spike and bottle opener.
Length/blade length : 18.5/7.5 cm.
Weight : 140 g.



36088

Shackle key, spike, bottle opener.
Length/blade length : 18.5/8.5 cm.
Weight : 100 g.

Sail furling



Furling straps

Self-gripping straps used for furling sails on the boom or the ropes.
Wide 40 mm straps, easy to fasten and unfasten.

Available in 4 sizes and colours, they adapt to all your needs.
Strong polypropylene straps and UV-resistant polyester thread.



Ref.	Description
42664	4 yellow straps 0.60 m
42665	4 red straps 0.90 m
42666	4 blue straps 1.20 m
42667	4 grey straps 1.50 m
42668	4 assorted straps : 0.60 - 0.90 - 1.20 - 1.50 m

Covers and awnings

- Stylish acrylic Dralon, colourfast : cosiness, lightweight and good looks that only a canvas fabric can offer. Dralon canvas "breathes", which helps avoiding condensation and mildew. Impervious to UV-rays. Mildew and water treated (Scotchguard), easy to wash in soapy water. Weight : 320 g/m².
- PVC, 550 decitex, coated on both sides and UV-treated. White colour reduces heat absorption. Waterproof ; minimum maintenance, simply with sponge and soap. Weight : 350 g/m². Both versions are sewn with heavy polyester thread. Stainless steel sailmaker grommets and marine grade zips.



Mainsail covers

Quick fastening of flaps with straps and buckles. Securing under the boom with shock cord and plastic hooks. Supplied with storage pocket, 100% polyester, with lanyard closure.

Boom's length	Max height along mast	Dralon, royal blue	PVC, white
2.30 m	1.05 m	37966	37976
2.50 m	1.05 m	37967	37977
2.75 m	1.20 m	37968	37978
3.00 m	1.20 m	37969	-
3.25 m	1.29 m	37970	-
3.55 m	1.29 m	37971	-
3.85 m	1.29 m	37972	-
4.15 m	1.45 m	37973	-
4.45 m	1.47 m	37974	-
4.75 m	1.50 m	37975	-



Cockpit awnings

Features a slit for the topping-lift, with double slider zip. Attachment to guardrail thanks to stainless steel grommets. Supplied with storage pocket, 100% polyester, with lanyard closure.

Length	Width	Dralon, royal blue	PVC, white
2.60 m	2 x 1.15 m	37955	37959
3.10 m	2 x 1.45 m	37956	37960
3.45 m	2 x 1.80 m	37957	37961



Hull protection

For extra protection of the hull. Made from white PVC material, 550 decitex, coated on both sides, UV-ray resistant and waterproof. Weight : 350 g/m². Supplied in pairs, ready for use.

Dimensions	Ref.
2 m x 0.50 m	37986
3 m x 0.70 m	37987
4 m x 0.90 m	37988



Halyard stowage bags

PVC or Dralon, mesh canvas, batten and grommets.

Dimensions	PVC, white	Dralon, Royal blue
30 x 20 x 10 cm	37992	37989
35 x 25 x 12 cm	37993	37990
45 x 30 x 15 cm	37994	37991

Steering wheel cover

Protects the steering wheel against external assaults. Dralon brings cosiness and lightweight. It is breathable to ensure perfect ventilation and avoid condensation or mildew. Impervious to UV-rays, mildew and water treated (Scotchguard). Easy to wash in soapy water.

Diameter	Dralon, royal blue
830 mm	56954
930 mm	56955



Sail & canvas fasteners

Chromed brass grommets



Description	Ref.	Ø	
Grommet + washer (x 10)	18228	10 mm	10
	18229	14 mm	10



Twist-stud 18227

4 chromed brass twist-studs with clinch-plate.
Dimensions 8 x 28 mm.

Polyamide grommets



Description	White	Ø	
A Grommet + washer (x 12)	413362	14 mm	12
B Grommet with screw cap*	44914	3.5 mm	100
	44923	4 mm	100

*screw not included

Snap fasteners



Ref.	Description	
A 426328	Socket for top part, st. steel. Max. 1.8 mm (metal) or 2.5 mm (fabric). For long or short head.	10
B 426329	Screw-type stud with tapping screw Ø 3 x 12 mm. St. steel.	10
C 419184	Screw-type stud, self-tapping, st. steel, Ø 39 x 25 mm.	10



Press-studs

Nickel-plated brass. Ø 15 mm.

Ref.	Description
A 405366	10 stud fasteners with tool. Sport model.
405387	Refill, 10 press-studs, Sport.
B 405389	10 stud fasteners with tool. Yachting model.



Crimping pliers 419671

For press-studs.
Length 20 cm.



Fastener kits

Ref.	Description
A 18230	Self-cutting Tenax stud.
B 18231	Screw-fit stud (x 10).
C 18232	Push-fit stud studs (x 10).
404991	Kit 30 grommets Ø 8 + setting tool.
D 404985	Kit 15 grommets Ø 11 + setting tool.
405365	Kit 10 grommets Ø 14 + setting tool.



Starbrite®

Sail & canvas cleaner

0.5 L bottle : **184085**

• Biodegradable.

- Cleans and brightens whites and colours.
- Concentrated formula : removes dirt, grease and mildew stains.
- Great for boat covers, bimini tops and sails.
- Does not weaken fabric or thread.
- Also cleans nylon or dacron sails.



Boat cover cleaner

1 L spray : **65608**

- Removes dirt and stains from boat covers, sail covers, bimini tops, tarps and T-tops.
- Safe for all fabrics.



Boat cover cleaner

650 ml spray : **65610**

- For boat covers, bimini tops, sail covers, clothing and tents.
- Safe for all fabrics : does not alter the colour or feel of the fabric.

* PTFE® is Starbrite®'s registered trademark name for polytetrafluoroethylene.

Webbing and buckles

Webbing



A



B

Description	Colour	Réf.	Width	Length	Resistance	
Polyamide	A	Black	30 mm	100 m	365 kg	
			44291	50 mm	50 m	1020 kg
	White		44269	30 mm	100 m	365 kg
			44289	50 mm	50 m	1020 kg
Polyester	B	Blue	30 mm	100	365 kg	
			44270	30 mm	50 m	1400 kg
			17106	40 mm	50 m	1600 kg
	Navy blue		17107	50 mm	50 m	2100 kg
			17108	20 mm	100 m	1000 kg
			419434	25 mm	100 m	1250 kg
Sand		412922	50 mm	100 m	2100 kg	
		403445				

Webbing snap hooks



A



B

Material	For webbing	Ref.	Length		
Chrome	A	28 mm (max. thickn. 8 mm)	400629	55 mm	10
	B	22 mm (max. thickn. 5 mm)	400641	62 mm	10

Webbing snap hooks

316 L. stainless steel.



A



B



For webbing	Ref.	Length	Ø A	Stock Ø	SWL	Breaking load
30 mm A	403788	60 mm	8 mm	-	60 kg	300 kg
40 mm B	414316	80 mm	13 mm	8 mm	240 kg	1200 kg

Stainless steel bar buckles



A



B



C

Ref.	For webbing	Description		
A	16941	40 mm	Non-slip bar	2
	16942	50 mm	Non-slip bar	2
B	412947	30 mm	Auto-locking sliding bar	2
	412949	50 mm	Auto-locking sliding bar	2
C	412948	40 mm	Non-slip sliding bar	2
	412950	25 mm	Non-slip sliding bar	10

Cam buckles



A



B



C



D

Material	Colour	Ref.	For webbing	Width	Length		
Plastic	A	White	43871	30 mm	34 mm	35 mm	10
		Black	43872	30 mm	34 mm	35 mm	10
	B	White	43865	30 mm	34 mm	35 mm	10
		Black	43866	30 mm	34 mm	35 mm	10
	C	Black	43858	50 mm	62 mm	84 mm	10
	Stainless steel	D	-	43857	50 mm	54 mm	74 mm

Other buckles & triangles



A




B

Material	Model	For webbing	Ref.	Stock Ø	Breakload	
Stainless steel	A Triangle	30 mm	408141	4 mm	-	10
		40 mm	13664	6 mm	1000 kg	2
		50 mm	29460	6 mm	1000 kg	5
	B Triangle + bar	40 mm	13665	6 mm	1000 kg	2
		50 mm	29461	6 mm	1000 kg	5

Small hooks



Small polyamide hooks

Model	For rope Ø	Ref.	Colour	Length	Width between holes	
Awning hook	Rope or shock cord 8 mm max.	- 44015	White	L 40 x H 40 mm	-	10
		A 44016	Grey		-	10
Spinnaker hook	Sheet 6 mm max.	B 16679	Black	L 55 x H 17 mm	42 mm	5
Multi-purpose	Rope or shock cord 4 mm max.	C 16680	Black	Length 30 mm	20 mm	3 (x4)
Multi-purpose	Rope 6 mm max. Shock	- 43982	White	Length 30 mm	20 mm	20
Multi-purpose	Rope 4 mm max. Shock cord 6/8 mm max.	- 43988	White	Length 40 mm	30 mm	10
		D 43989	Black			5

Snap hooks & shackles




Polyamide shackle

Description	Ref.	Colour	Ø	SWL
Sail slide hank, suitable to attach to sail sliders.	16764 (x2)	White	6 mm	80 kg
Shackle suitable for uses with low constraints.	16676 (x2)	Black	6 mm	80 kg



Snap hook with eye

Polyamide, suitable for lightweight use only.


For shock cord Ø	Ref.	Colour	Length	Ø Eye	
4 mm	A 44028	White	42 mm	10 mm	10
	B 44029	Black			10
6 mm	C 44034	White	49 mm	10 mm	10
	D 44035	Black			10
8 mm	E 44040	White	58 mm	12 mm	10
	F 44041	Black			10

Cleats



Open aluminium cleats

Description	Ref.	Rope Ø	Length x width	Weight	Hole spacing	Ø Screws
A Racing Mini CL222, aluminium	16888	3 - 6 mm	48 x 15 mm	15 g	36 mm	4 mm
B Racing Mini CL254, aluminium	14110	4 - 8 mm	70 x 19 mm	38 g	55 mm	5 mm
C Racing vertical CL219, aluminium	16885	6 - 12 mm	90 x 27 mm	70 g	72 mm	8 mm
D Racing major CL220, aluminium	16886	12 - 16 mm	118 x 37 mm	163 g	95 mm	8 mm



Open polyamide cleats

Description	Ref.	Rope Ø	Length x width	Weight	Hole spacing	Ø Screws
A Mini CL204, black polyamide	16858	3 - 6 mm	57 x 17 mm	9 g	36 mm	4 mm
B Mini CL209, black polyamide	16862	4 - 8 mm	73 x 19 mm	20 g	55 mm	5 mm
C Vertical CL201, black polyamide	51072 16860	6 - 12 mm 6 - 10 mm	95 x 28 mm 108 x 25 mm	43 g 47 g	72 mm 84 mm	6 mm
D Major CL205, black polyamide	16861	10 - 16 mm	122 x 36 mm	85 g	95 mm	8 mm

Open cleat, side-fixing

16880



Mini CL 215 black polyamide
 • Rope Ø : 4-8 mm.
 • Length x width : 38 x 43 mm.

- Weight : 14 g.
- Hole spacing : 27 mm.
- Ø screws : 5 mm.



Tubular cleat

Black nylon.

- Ø 6 mm, length 55 mm : **46539**
- Ø 13 mm, length 80 mm : **181280**



St. steel "V" cleat

13703

Dimensions 50 x 12.5 mm.
 For rope Ø 6 mm max.



Auto-release cleat 26275

CL257 : for rope Ø 4-6 mm.
The cleat locks rudder downhaul ropes securely, and will flip up automatically to release the rope if the blade hits an obstacle or the bottom. No parts to lose and nothing to replace ; easy to reset or adjust for different loads, even out on the water.


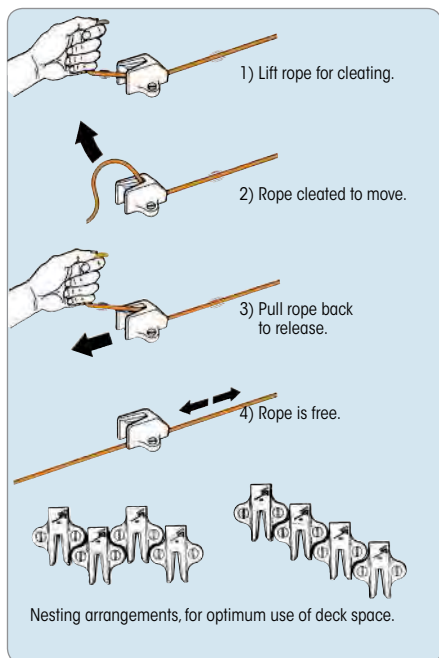
The release load is easily adjusted with a cross-head screwdriver, from 20 kg (minimum setting) to 240 kg (maximum setting).

- Acetal moulded base, shaped to fit all tillers.
- Mounting in any position, with pop rivets, wood or machine screws.
- Cleat is cast in aluminium, to handle high loads without deforming or distorting.



Omega cleat 26276

CL255 : for rope Ø 3-6 mm.
Versatile cleat : ideal for deck ropes, equally suitable for mast or boom.



Fairlead cleats

Description	Ref.	Rope Ø mm	Length x width mm	Weight	Hole spacing mm	Ø Screws mm	
Racing junior MK1 CL211, aluminium	A 16887	3 - 6	82 x 18	34 g	66	5	10
Junior CL203 polyamide noir	B 16859	3 - 6	82 x 18	17 g	66	4	5
Racing Junior MK2 CL211, aluminium	C 16882	3 - 6	55 x 17	23 g	27	4	10
Midi CL231, black polyamide	D 16893	4 - 8	88 x 22	30 g	55	5	10
Vertical CL228, black polyamide	E 16892	6 - 12	114 x 30	68 g	72	6	1



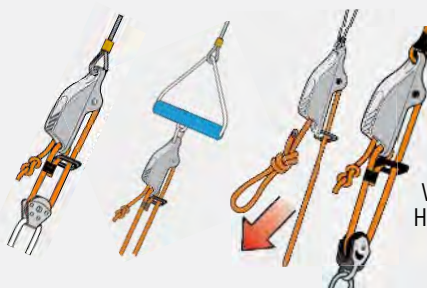
Roller cleats

Description	Ref.	Rope Ø mm	Length x width mm	Weight	Hole spacing mm	Ø Screws mm
Racing CL230, aluminium, low roller (through deck/through mast mounting)	A 16889	3 - 6	82 x 18	35 g	66	5
Racing CL236, aluminium, top roller (on deck/along mast mounting)	B 14111	3 - 6	82 x 18	37 g	66	5

Trapeze, vang & kitesurf cleat

11720

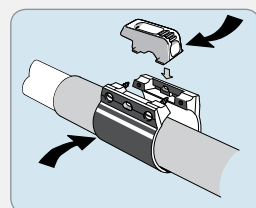
CL253, aluminium.
Rope Ø 4 - 8 mm.
Length x width : 89 x 18 mm.
Weight : 46 g.
Hole spacing : 70 mm.




Windsurf or boom cleat

37753

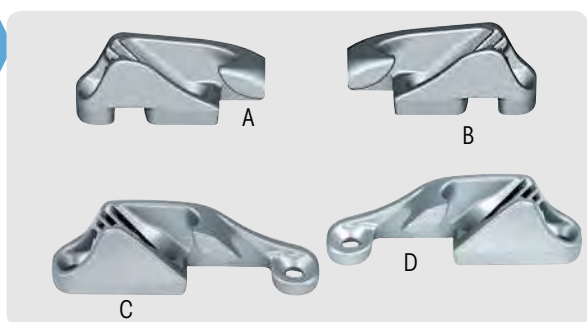
CL244 : aluminium cleat supplied with boom rubber clamp. Rope Ø 3 - 6 mm.
Length x width : 58 x 35 mm.
Weight : 32 g.





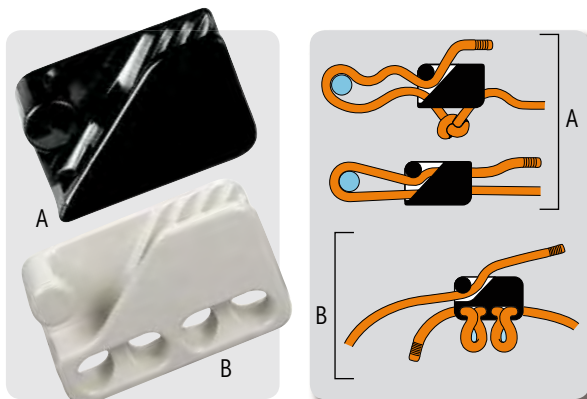
Lateral cleats

Description	Ref.	Rope Ø mm	Length x width mm	Weight	Hole spacing mm	Ø Screws mm	
A. CL213 fine line starboard, polyamide	16876	2 - 5	70 x 21	9 g	49	4	10
B. CL214 fine line port, polyamide	16877	2 - 5	70 x 21	9 g	49	4	10
C. Lateral starboard CL206, black polyamide	16879	6 - 10	75 x 49	35 g	51	6	10
D. Lateral port CL207, black polyamide	16878	6 - 10	75 x 49	35 g	51	6	10




Vertical cleats with side entry

Description	Ref.	Rope Ø mm	Length x width mm	Weight	Hole spacing mm	Ø Screws mm	
A. Racing MK2 CL217, aluminium, starboard	16883	3 - 6	55 x 17	21 g	27	4	10
B. Racing MK2 CL218, aluminium, port	16884	3 - 6	55 x 17	21 g	27	4	10
C. Racing MK1 CL217, aluminium, starboard	16895	3 - 6	82 x 18	30 g	66	5	10
D. Racing MK1 CL218, aluminium, port	16896	3 - 6	82 x 18	30 g	66	5	10



Loop cleats

Description	Ref.	Rope Ø mm	Length x width mm	Weight	
A. Loop cleat CL223, black polyamide	16857	3 - 6	52 x 18	18 g	10
Loop cleat CL223, white polyamide	14087	3 - 6	52 x 18	18 g	1
B. Fender/large loop cleat CL234, black polyamide	16856	6 - 12	78 x 24	45 g	1
Fender/large loop cleat CL234, white polyamide	14088	6 - 12	78 x 24	45 g	1



Racing cleat with becket CL704

11721

Aluminium. For rope 3 - 6 mm. Dimensions : 82 x 18 mm. Weight : 33 g. Hole spacing : 66 mm. Screw dia. : 5 mm.




Grip cleats

Ideal for tensioning halyards or catamaran net.

Description	Ref.	Rope Ø mm	Length x width mm	Weight
A. CL261 single-handed grip, aluminium	37754	3 - 6	95 x 17	52 g
B. CL262 two-handed grip, aluminium	37755	3 - 6	198 x 17	70 g

Fairleads



St. steel bullseyes

	Ref.	Height (H)	Ø D1	Ø D
A	46424	-	5 mm	16 mm maxi.
B	46422	35 mm	6 mm	

Bullseye swivel with cam 181225



Bullseye and cleat on stainless steel swivelling plate.
For mainsheet Ø 12 mm max.
Plate Ø 58 mm.
Ø 5 mm screws.
Weight 217 g.

Blocks



Small polyamide blocks

	Ref.	Description	Colour	Break load
A	16825	For dinghies up to 4 m. Rope Ø 8 mm maxi.	Black	160 kg
B	16826	White, for flag halyard Ø 4 mm.	White	160 kg


Deck bushing



Mini-deck bushing

16682 (x3)

Flared top and bottom for easy running of control lines.
Max. line Ø 7 mm.
To be press-fitted in a 10 mm Ø hole.
Total height : 15 mm.



Fairleads


	Black	Ø Max. rope	Overall dimensions Width x height	Hole spacing	
A	16684	18 mm	65 x 28 mm	45 mm	5 (x2)
B	16800*	12 mm	41 x 23 mm	30 mm	5
	16801*	16 mm	55 x 30 mm	40 mm	5
C	16685	13 mm	41 x 23 mm	30 mm	5
	16686	17 mm	55 x 30 mm	40 mm	10
D	16681	7 mm	35 x 15 mm	19 mm	3 (x4)

*Models with ferrule can be used to lead wire.



Stanchion bullseye 29495

Ideal for use with furling lines (Ø 17 mm max).
Designed to fit over stanchions and rails, with diameter 20 to 25 mm.
Sturdy construction : stainless steel.
Supplied complete with fastenings.



Multi-purpose polyamide clips

	Ø	Black	White	
A	15 mm	45192	45191	10
	20 mm	45198	45197	10
	25 mm	45204	45203	10
B	30 mm	45210	45209	10
	35 mm	45216	45215	10
	40 mm	45236	45235	10
C	45 mm	45242	45241	10
D	50 mm	16707	-	5 (x2)

Angle deck bushing

16683

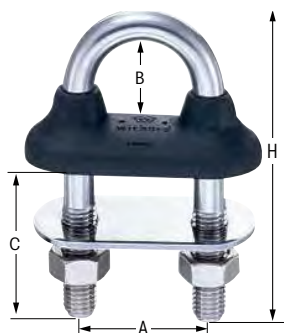


Designed to lead the trapeze control lines.
Max. line Ø 7 mm.

U-bolts



Dimensions in mm.



Watertight U-bolt

- Forged in 316 L stainless steel.
- UV-resistant black rubber collar ensuring a perfect watertightness.

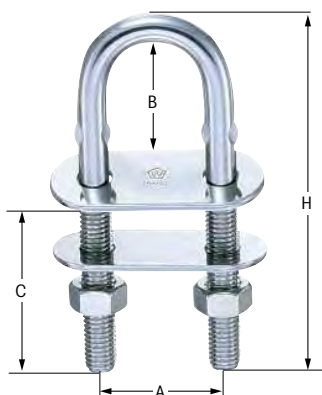
- Stylish design on the deck.
- Nuts and counterplate included.
- Registered design - Made in France.

Stock Ø	Ref.	A	B	C	H	SWL*	Breakload	Tightening	
5	470033	28	21	30	60	400 kg	2000 kg	4.5 Nm	10
6	410181	32	24	35	70	600 kg	3000 kg	7.5 Nm	10
	410188			55	90				
8	410199	36	25	40	80	960 kg	4800 kg	18 Nm	10
	410204			60	100				
10	410208	40	26	45	90	1400 kg	7000 kg	36 Nm	5
	410220			65	110				
12	410223	44	27	50	110	2000 kg	10000 kg	60 Nm	2
	410227			70	130				

*SWL : Safe Working Load

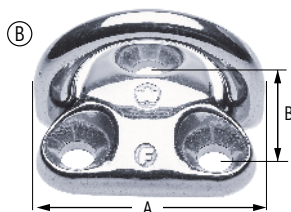
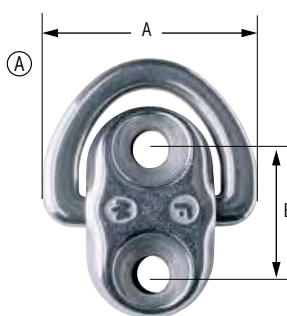
U-bolt

316 L st. steel U-bolt, supplied with 2 plates and 2 nuts.



Stock Ø	Ref.	A	B	C	H	SWL*	Breakload	Tightening	
4	410155	24	21	27	50	200 kg	1000 kg	2.3 Nm	10
5	403871	28	24	30	60	400 kg	2000 kg	4.5 Nm	10
6	403879	32	27	35	70	600 kg	3000 kg	7.5 Nm	10
	410157			55	90				
8	403880	36	30	40	80	960 kg	4800 kg	18 Nm	10
	410158			60	100				
10	403881	40	32	45	90	1400 kg	7000 kg	36 Nm	5
	410159			65	110				
12	410156	44	34	50	110	2000 kg	10000 kg	60 Nm	2
	410180			70	130				

*SWL : Safe Working Load



Folding pad eyes

- 316 L stainless steel, hot forged.
- Outstanding work load in all positions.
- Compact, can be folded flat.

- Silicon pad to reduce noise and vibrations.
- Registered model - Made in France.

A double folding pad eye is designed to secure several shrouds or a removable stay.

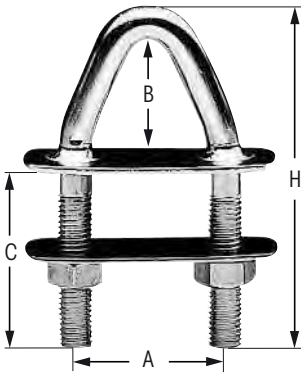
Stock Ø	(A) Single, universal base	(B) Single, 3-point secured base	(C) Double
	ISO 15085 compliant, recommended for use with jacklines and safety harness tethers		-
6 mm	403917 A 40 mm x B 23.4 mm H* 15 mm	402332 A 44 mm x B 27 mm H* 15 mm	403719 A 45 mm x B 27 mm
8 mm	-	402333 A 59 mm x B 35 mm H* 18 mm	470031 A 59 mm x B 35 mm
10 mm	-	402334 A 80 mm x B 45 mm H* 25 mm	402356 A 75 mm x B 45 mm

*H : useful height when pad eye stands open.

Double folding pad eye 46420


Marine grade stainless steel. Anti-vibration rubber pads. Folds flat to the deck when not in use. Length 77 mm, width 32 mm, fastening Ø 5 mm.

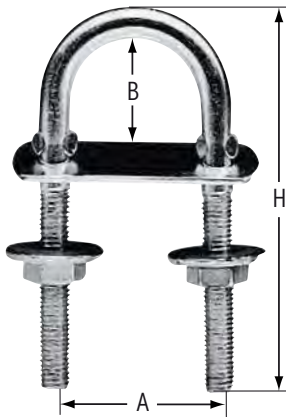
Dimensions in mm.



Triangular U-bolt


Highly polished
316 stainless steel.

Model	Stock Ø	Ref.	A	B	C	H	Thread G	Break load	
Straight	8	13760	33	40	50	100	M8	3500 kg	2
	10	13764	40	48	60	120	M10	5100 kg	
Offset 8°	8	13761	33	40	50	100	M8	3500 kg	2
	10	13765	40	48	60	120	M10	5100 kg	
Offset 18°	8	13762	33	40	50	100	M8	3500 kg	2
	10	13766	40	48	60	120	M10	5100 kg	



Round U-bolt

304 stainless steel U-bolt with loose plate.

Stock Ø	Ref.	A	B	H	Break load	
4	13752	30	24	40	350 kg	2
5	13753	35	34	80	800 kg	2
6	13754	35	34	80	1200 kg	2
8	13755	35	34	80	1400 kg	2
	13756	35	54	100	1600 kg	
10	13757	50	32	90	2500 kg	2
	13758	50	67	130		
12	13759	60	80	150	3000 kg	2

Soft shackle loops


Dyneema™ soft shackle loops

Building on their intensive use on racing boats, soft shackle loops are increasingly found on cruising boats where they tend to replace metal shackles.

Dyneema™ is a hi-tech fibre offering one of the best resistance/lightweight/softness ratios.


For an equivalent resistance, a Dyneema™ shackle loop is 5 to 10 times lighter in weight than a stainless steel shackle and features extra benefits :

- silent manoeuvres, no rattling, reduced risk of injury if it strikes a crewmember,
- no risk to loose the shackle axis, no blocked shackle due to corrosion,
- flexes and twists : when attaching a block to a fixed element (pad eye, boom), the soft shackle allows the block to rotate freely where a metal shackle would not.

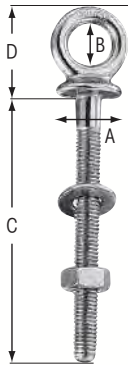
Ref.	Size	SWL*	
63834	Ø 3 mm, length 80 mm	250 kg	x 2
63835	Ø 4 mm, length 100 mm	500 kg	x 2
63836	Ø 5 mm, length 120 mm	650 kg	x 2
63837	Ø 6 mm, length 140 mm	1000 kg	x 2
63838	Ø 8 mm, length 150 mm	1650 kg	x 1

*SWL : Safe Working Load.

Dyneema™ is a registered trade mark of DSM.




Eye nuts & bolts

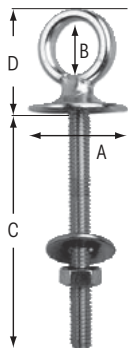


Eye nut & eye bolt


316 L st. steel, one-piece forged eye bolt for safer fastenings.

Stock Ø	Ref.	A	B	C	D	Thread	SWL*	Break load	Tightening	
5 mm	402466	17 mm	12 mm	40 mm	25 mm	M6 x 100	180 kg	900 kg	7.5 Nm	10
5 mm	402467	17 mm	12 mm	60 mm	25 mm	M6 x 100	180 kg	900 kg	7.5 Nm	10
6 mm	402469	20 mm	14 mm	80 mm	30 mm	M8 x 125	300 kg	1500 kg	18 Nm	10
7 mm	402473	25 mm	16 mm	100 mm	36 mm	M10 x 150	540 kg	2700 kg	36 Nm	5
8 mm	402474	28 mm	18 mm	120 mm	41 mm	M12 x 175	700 kg	3500 kg	60 Nm	5

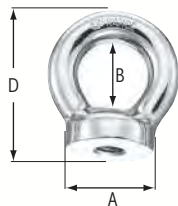
*SWL : Safe Working Load




Eye bolt Polished AISI 316 stainless steel.

Stock Ø	Ref.	A	B	C	D	Thread	Break load	
5 mm	27012	25 mm	13 mm	30 mm	27 mm	M6	1200 kg	2
5 mm	16791	25 mm	13 mm	40 mm	26 mm	M6	1200 kg	2
5 mm	13747	25 mm	13 mm	50 mm	26 mm	M6	1200 kg	2
5 mm	16792	25 mm	13 mm	60 mm	27 mm	M6	1200 kg	2
5 mm	13748	25 mm	13 mm	100 mm	26 mm	M6	1200 kg	2
6 mm	27013	25 mm	15 mm	35 mm	31 mm	M6	2200 kg	2
6 mm	13749	25 mm	15 mm	50 mm	30 mm	M8	2200 kg	2
6 mm	16793	25 mm	15 mm	80 mm	30 mm	M8	2200 kg	2
6 mm	16794	25 mm	15 mm	100 mm	30 mm	M8	2200 kg	2
7 mm	13750	30 mm	16 mm	50 mm	35 mm	M10	3500 kg	2
7 mm	13751	30 mm	16 mm	100 mm	35 mm	M10	3500 kg	2
9 mm	27014	30 mm	18 mm	100 mm	40 mm	M12	4500 kg	2


Female eye nut 316 stainless steel.




Stock Ø	Ref.	A	B	D	Thread	Break load	
6 mm	411867	17 mm	13 mm	27 mm	M6 x 100	1500 kg	10
6 mm	411868	17 mm	13 mm	27 mm	M8 x 125	2200 kg	10
8 mm	411869	22 mm	17 mm	36 mm	M8 x 125	3000 kg	10
8 mm	411870	22 mm	17 mm	36 mm	M10 x 150	4500 kg	10
10 mm	411872	28 mm	22 mm	46 mm	M10 x 150	4800 kg	5
12 mm	411874	34 mm	27 mm	56 mm	M12 x 175	7000 kg	5
12 mm	411876	34 mm	27 mm	56 mm	M16 x 200	10000 kg	5



Female eye nut 316 stainless steel.



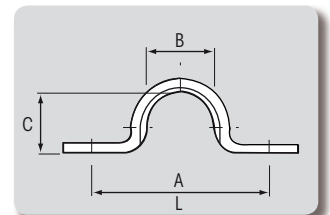
Stock Ø	Ref.	B	
6 mm	13992	16 mm	4
8 mm	13993	20 mm	2
10 mm	13994	25 mm	2
12 mm	13995	30 mm	2

Eye straps

Eye straps




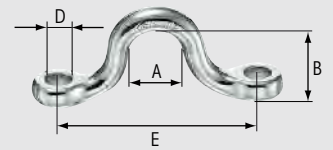
Model	Features	Material	Ref.	Useful width B	Useful height C	Hole spacing A		
Standard	Flat	st. steel 316	A 408488	10 mm	8 mm	30 mm	10	
			13739	11 mm	12 mm	28 mm	10	
	Flat	st. steel 304	D 16652	15 mm	14 mm	34 mm	10	
			16651	20 mm	19 mm	44 mm	10	
Standard	Forged	st. steel 304	13740	28 mm	28 mm	63 mm	10	
			13741	16 mm	13 mm	38 mm	10	
			13742	18 mm	16 mm	45 mm	10	
	Forged	st. steel 316	13743	18 mm	16 mm	50 mm	1	
			C 422170	15 mm	10 mm	35 mm	10	
			Chromed brass	E 400293	17 mm	15 mm	35 mm	1
			Polished brass	B 422164	20 mm	12 mm	40 mm	10



316 L st. steel eye strap



Model	Ref.	A	B	D	E	Break load	
Standard	415206	8 mm	10 mm	4 mm	32 mm	650 kg	10
	100739	10 mm	14 mm	5 mm	37.5 mm	1800 kg	10
	415208	12 mm	16 mm	6 mm	45 mm	2400 kg	10
	415209	16 mm	21 mm	8 mm	60 mm	3500 kg	10
For webbing	419073	28 mm	5 mm	4 mm	56 mm	-	10
	419074	34 mm	10 mm	5 mm	65 mm	-	10




Pad-eye plates

Plate	Material	Ref.	Plate dimensions (L x W or Ø)	Useful dimensions	Mounting	Stock Ø	
	st. steel 304	A 408463	35 x 30 mm	H. 15 x width 15	4 holes	5 mm	1
		408462	40 x 35 mm	H. 17 x width 18	4 holes	6 mm	1
		408750	50 x 40 mm	H. 20 x width 21	4 holes	8 mm	1
	st. steel 304	408751	45 x 15 mm	H. 14 x width 15	2 holes	5 mm	10
		B 408752	60 x 20 mm	H. 18 x width 20	2 holes	6 mm	1
		408763	80 x 26 mm	H. 20 x width 22	2 holes	8 mm	2
	Chromed brass	C 417504	61 x 37 mm	Ø 9.5	4 holes	6 mm	2
		D 401450	50 x 30 mm	12	3 holes	6 mm	1
	st. steel 304	408464	Ø 33 mm	H. 12 x width 15	2 holes	5 mm	2
		E 408465	Ø 40 mm	H. 17 x width 20	2 holes	6 mm	2
		408470	Ø 50 mm	H. 20 x width 22	2 holes	8 mm	2



Transom pintles



Ref.	Description	Pintle Ø	Weight	
A 25843	Set of 2 st. steel transom pintles, 93 & 118 mm long, 2 st. steel fixing brackets, 1 st. steel rudder stop, 2 st. steel plates & rivets.	6 mm	192 g	1
B 16937	Transom pintle, st. steel, useful length 30 mm	8 mm	52 g	10
16938	Transom pintle, st. steel, useful length 40 mm		60 g	10
C 181215	Rudder pintle, st. steel + nylon, 19 mm wide	9.5 mm	91 g	1
181216	Rudder pintle, st. steel + nylon, 22 mm wide		95 g	1

Rudder gudgeons



Ref.	Material	Length	Hole centre Ø	
A 16939	St. steel	68 mm	8 mm	5
16940	+ nylon	122 mm	8 mm	2
B 181219	Nylon	Transom-mount		1

S-type st. steel hook



Ref.	Length	Stock Ø
416643	50 mm	5 mm
416644	80 mm	6 mm

St. steel pins



Description	Useful length	Overall length	Stock Ø
A 413091	12 mm	27 mm	2 mm
B 416743	23 mm	32 mm	1.2 mm

Halyard exit plate

316 stainless steel.



Ref.	Height	Width	Ø	Halyard Ø
13666	47 mm	25 mm	10 mm	10 mm
13667	70 mm	35 mm	16 mm	16 mm

Thimbles



Rope Ø	Galvanised steel	316 st. steel	Poly-amide
2 mm	-	29373 10	-
3 mm	-	18487 1	-
4 mm	-	18488 10	44592 10
5 mm	13364 10	18489 10	-
6 mm	13365 10	18490 10	44596 10
7 mm	-	29374 10	24134 1
8 mm	13366 10	18491 10	44598 10
10 mm	13367 10	18492 10	44600 10
12 mm	13368 10	18493 10	44602 20
14 mm	13369 10	18494 10	29372 10
16 mm	400972 2	29375 2	44605 10
18 mm	13370 10	29376 2	44607 10
20 mm	400973 2	29377 5	44609 1
22 mm	414110 2	413859 2	44611 1
24 mm	400974 2	413860 2	44613 10
28 mm	400975 2	-	-
30 mm	414122 1	-	-

St. steel "O ring"

Ref.	Stock Ø	Ø	
16955	5 mm	30 mm	2
16956	6 mm	38 mm	2



St. steel rings

Ref.	Stock Ø	Ø	
402080	1 mm	14 mm	100
402081	1.2 mm	16 mm	100
402082	1.5 mm	20 mm	50
412859	1.5 mm	22 mm	50
402087	1.5 mm	25 mm	10
402086	2 mm	30 mm	10



Cotter ring

Ref.	Stock Ø	Ring Ø	
29599	1 mm	11 mm	100
29600	1.25 mm	15 mm	100
29601	1.5 mm	19 mm	100
29602	2 mm	23 mm	100



Tiller fittings



Carbon tiller extensions

Ø 13 mm uni-directional carbon fiber tube incorporating a Pullwound spiral layer for optimum strength. 30 % weight saving vs. aluminium tiller extension. Flexible tiller joint in hi-tech polymer to withstand countless tiller flexings. Foam grip. One tiller clip included : blocks the tiller temporarily and helps reduce helmsman's fatigue.

Ref.	Length
64267	60 cm
64268	80 cm
64269	100 cm
64270	120 cm





Aluminium tiller extensions

Ø 15 mm aluminium tube, Spectro grey anodised. Features a flexible joint which can easily be removed from the tiller when required. Golf club grip.

Option : Tiller clip ref 64274
Spare part : Flexible tiller joint ref. 65413

Ref.	Length
30037	60 cm
181243	80 cm
18754	92 cm
181245	105 cm



Clip for tiller extension 64274

Helps reduce fatigue during long periods at the helm. One clip is included originally with every carbon fiber tiller extension. Extra clips may prove handy at different locations on board. Also adapts on aluminium tiller extensions, as optional extra.



Swivel plate 13746

St. steel.
Dim. 35 x 35 mm.



Auto-release cleat 26275

CL257 : for rope Ø 4-6 mm. The cleat locks rudder downhaul ropes securely, and will flip up automatically to release the rope if the blade hits an obstacle or the bottom. No parts to lose and nothing to replace ; easy to reset or adjust for different loads, even out on the water.

The release load is easily adjusted with a cross-head screwdriver, from 20 kg (minimum setting) to 240 kg (maximum setting).

- Acetal moulded base, shaped to fit all tillers.
- Mounting in any position, with pop rivets, wood or machine screws.
- Cleat is cast in aluminium, to handle high loads without deforming or distorting.



Extension handles for outboard motors

Aluminium.

Ref.	Model
27117	65 cm
27118	100 cm
27119	80 - 111 cm - Telescopic



Tiller rope spring 16708

302 stainless steel.
Length 130 mm.

Rigging screws

Dimensions in mm.
Loads in kg.

Standard rigging screw

Forks, bolts and pins in polished stainless steel AISI 316.
Closed body in chrome plated bronze.



Ref.	Thread Ø*	Axis Ø	Length open	Length closed	Break load
17053	M 5	5	180	120	750
17054	M 6	6	212	144	1400
17055	M 8	8	239	160	2200
17056	M 10	9.5	294	200	3450
17057	M 12	12	358	245	5000
17058	M 14	14	404	280	6400
17059	M 16	16	447	304	8000

*metric thread



Swage stud rigging screw

Forks, bolts and pins in polished AISI 316 stainless steel.
Open body in chrome plated bronze.

Ref.	Thread Ø*	Axis Ø	Length open	Length closed	Break load
400689	M 4	3	180	130	400
46378	M 6	6	218	143	1300
46379	M 8	8	260	168	2350

*metric thread



Rigging screw, fixed toggle + swage stud

Fork, threaded rod and bolts in polished stainless steel AISI316.
Closed body in chrome plated bronze.

Ref.	Thread Ø*	Axis Ø	Length open	Length closed	Break load
51542	M 5	2.5	210	150	600
29526	M 6	3	240	172	1000
29527	M 8	4	279	200	1400
29528	M 10	5	334	240	2200
29529	M 12	6	400	287	4000
29530	M 14	7	451	327	5400

*metric thread

Babystay adjusters



A babystay adjuster is necessary when using a running forestay that supports a light sail or a stormjib, especially if the boat is equipped with a headsail reefing system. The off-centre design of the babystay adjuster enables quick setup and release. An inventive cupronickel adjustment system prevents any risk of jamming or oxidation.

- Ergonomic and comfortable to use.
- Easy to install and take down.
- Forged body and snap hook.
- Accepts high loads.
- Optimises the boat's performance.

Model	Ref.	For wire Ø	Stud Ø	Pin Ø	Pin to pin closed/open	Toggle (L x W)	Handling	SWL*	Break load
A With wheel	418613	5-6-7	12	12	250-310	15 x 20	1200	1060	5300
B With handle	415095	5-6-7	12	12	450-510	15 x 20	1200	1020	5100



Backstay adjusters

The backstay adjuster facilitates the rig adjustment and perfect control of the forestay tension. It optimises the performance of the foresail and contributes to a smooth and efficient operation of the headsail reefing system. The backstay adjuster also allows to release the tension on the rig when in the marina.

- Basic model : with snap-on handle ideally suited for frequent adjustments.
- Larger sizes feature a ratchet system for a quick and easy adjustment.

Model	Ref.	For wire Ø	Stud Ø	Pin Ø	Pin to pin closed/open	Toggle (L x W)	Handling	SWL*	Break load
A With handle	415096	5-6-7	12	12	350-520	15 x 20	1200	1060	5300
B With ratchet	403721	7-8-9	14	12	440-660	17 x 22	2500	1000	5000



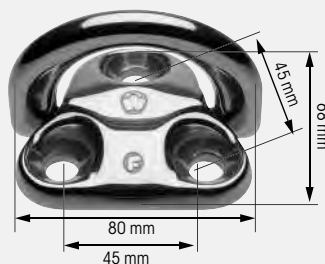
Folding pad eye for backstay adjuster

Single folding pad eye with 3-point secured base. 316 L drop forged stainless steel. Includes silicon pad to reduce noise and vibrations.

ISO 15085 compliant

(suitable for backstay and also for use with jacklines and safety harness tether).

- Stock Ø : 10 mm
- Useful height : 25 mm
- Workload : 4080 kg
- Breakload : 9000 kg



*SWL : Safe Working Load


Swage studs

Dimensions in mm
Loads in kg



Swage stud for Pelican hook

Forged 316 st. steel, metric thread.

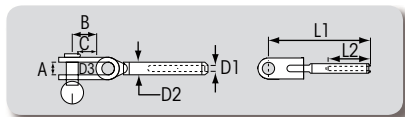


Ref.	Wire rope Ø	A	B	C	D	E
415201	4	7.5	40	4.3	M 8 x 125	40



Toggle terminal

316 st. steel.

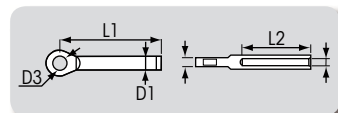


Ref.	Wire rope Ø	Ø D1	D2	D3	L1	L2	A	B	C	Break load
412932	5	5.3	9	9.5	116	51	13	25	20.3	3500
412933	6	6.5	12.58	11	135	64	15	25	19.5	4100



Eye terminal

316 st. steel.



Ref.	Wire rope Ø	Ø D1	D3	L1	L2	Break load
29551	4	7.5	8.5	67	45	2350
29552	5	9	10.5	79	51	3500

Clevis pin

Polished AISI 316 stainless steel.

Ref.	Ø	Useful length
29584	5	16
29585	6	18
29586	8	20
29587	9.5	23
29588	11	26
29589	12	28
29590	12	34
29591	14	32
29592	14	37



Cotter pins

Ref.	Ø	Useful length
29593	1.5	10
29594	2	15
29595	2	25
29596	2.5	25
29597	3	25
29598	3	32

G-rings

Ref.	Stock Ø	Ring Ø
29599	1	11
29600	1.25	15
29601	1.5	19
29602	2	23



Clevis pin with plate

407507

Stainless steel 316, Ø 8 x 35 mm.



End hook, swage-type

18532


Wire rope Ø : 4 mm.
Length : 130 mm.
Break load : 1000 kg.



Screw-type hook, M 8 x 125 mm

415204
Wire rope Ø : 16 mm.
Length : 100 mm.
Break load : 2300 kg.

Turnbuckle covers



Flexible PVC turnbuckle boots

Provides a cover for the rigging screw and fittings, to protect sails, clothes and skin from being snagged on exposed turnbuckle parts.

Ref.	Length	For rigging screw Ø
10535	340 mm	4-6 mm
10536	340 mm	8-10 mm
A 10537	470 mm	10-12 mm
17051	465 mm	12-14 mm
17052	460 mm	14-16 mm
17048	380 mm	4-6 mm
B 17049	420 mm	8-10 mm
17050	500 mm	10-12 mm
C 28237	470 mm	8-10 mm

Wire rope

Caution : when a single strand gets broken, the whole length of wire rope must be replaced.




Tiller rope, coated st. steel

16960

316L stainless steel tiller rope in translucent plastic sheath. 7 strands and 7 threads each.

- External Ø 4.2 mm.
- Length 50 m.
- Breaking load : 540 kg.



Flexible 316 st. steel wire rope, 7 x 19

Very flexible cable (7 strands x 19 threads each). Accepts a high bending ratio (halyard cable, rudder ropes, runners, etc.). Recommended for use with block sheaves. Crossed cable, pre-twisted. Length : 100 m.

Ø	7 x 19	Weight per metre	Breaking load
1.9 mm	412630	0.014 kg	240 kg
2.5 mm	400949	0.022 kg	380 kg
4 mm	400952	0.060 kg	990 kg
5 mm	400953	0.085 kg	1440 kg
8 mm	400955	0.238 kg	3580 kg



Heavy duty st. steel wire rope, 7 x 7 PVC coated


White PVC-coated cable (7 strands of 7 threads). Pre-twisted. Length : 100 m.

Wire Ø	Ø incl. coating	7 x 7	Breaking load
3 mm	4 mm	400957	516 kg
4 mm	6 mm	400958	918 kg




Guardrail protection sheath

White plastic. Split opening allows easy mounting after rigging. Comes in 1.80 m. Length.

For Ø	Ref.	
4 mm	13669	5
5 mm	13670	5
6 - 7 mm	13671	5
8 mm	13672	5
10 mm	13673	5
12 mm	24982	5



St. steel turnbuckles for cable

Ø	Eye Ø	1 hook + 1 eye	2 hooks	2 eyes	
5 mm	9 mm	421979	422027	422024	2
8 mm	13 mm	421982	422029	422026	2



St. steel grip

Ø	Ref.	
5 mm (x2)	13972	5
6 mm (x2)	13973	5
8 mm (x2)	13974	5
10 mm (x2)	13975	5
13 mm (x2)	13977	2
16 mm	13978	2



Galvanised steel wire grip

Ø	Ref.	
3-5 mm	400246	10
6 mm	400247	10
8 mm	400249	10
10 mm	400250	10
16 mm	424280	10




St. steel flat wire grip

304 st. steel.


Ø	Réf.	
3 mm	400753	10
4 mm	400754	10
5 mm	400755	2
6 mm	400756	2
8 mm	400758	2

Talurit sleeves



Ø	Aluminium		Copper	
1.5 mm	403250	100	-	-
2 mm	403251	100	403604	100
2.5 mm	403252	100	403305	100
3 mm	403253	100	403300	100
4 mm	403254	100	403301	50
5 mm	403255	50	403302	50
6 mm	403256	25	403303	25
8 mm	403258	20	403304	10

Wire rope blocks



Description	Ref.	Sheave construction	Rope Ø	Max. wire	Weight	SWL*	Breakload	Screws
A Single block with st. steel fixed eye	18742	Aluminium 51 x 15 mm	12 mm	4 mm	155 g	875 kg	1750 kg	-
	18743	63 x 18 mm	16 mm	5 mm	248 g	1500 kg	3000 kg	-
B Cheek block, single sheave	18744	Aluminium 51 x 15 mm	12 mm	4 mm	141 g	-	-	4 x 5 mm
	18745	63 x 18 mm	16 mm	5 mm	227 g	-	-	4 x 6 mm
C Single vertical block, st. steel cheeks	18746	Aluminium 38 x 12 mm	8 mm	4 mm	92 g	-	-	4 x 5 mm
	18747	51 x 15 mm	12 mm	5 mm	160 g	-	-	4 x 6 mm
D Single block with st. steel fixed eye	22484	Brass 35 x 8 mm	4 mm	4 mm	67 g	200 kg	400 kg	-
	22485	45 x 8 mm	5 mm	5 mm	106 g	375 kg	750 kg	-
E High load single block, with fixed eye. St. steel cheeks and bush	46531	Brass 45 x 8 mm	5 mm	5 mm	163 g	650 kg	1300 kg	-
F High load single block, with swivel. St. steel cheeks and bush	46532	Brass 45 x 8 mm	5 mm	5 mm	212 g	650 kg	1300 kg	-

*Safe Working Load

Guardrails



Parafil™ guardrails



Parafil™ plastic guardrail

Length 50 m	Length 300 m	Ext. Ø	Breaking load
16964	-	7 mm	500 kg
16965	16966	8.5 mm	1000 kg



St. steel guardrail cable


18/12 stainless steel, 19-thread cable, in white plastic sheath. Length 50 metres.

Ref.	Guardrail ext. Ø	Breaking load	Cable Ø
16961	9 mm	1390 kg	4 mm
16962	7 mm	1050 kg	3.5 mm

Guardrails and railings must be installed at a minimal height above deck :

- 60 cm for boats of 8 metres and above,
- 45 cm for other boats or vessels.

When a guardrail or railing is above 45 cm in height, an additional railing must be installed within a 30 cm height span above deck.



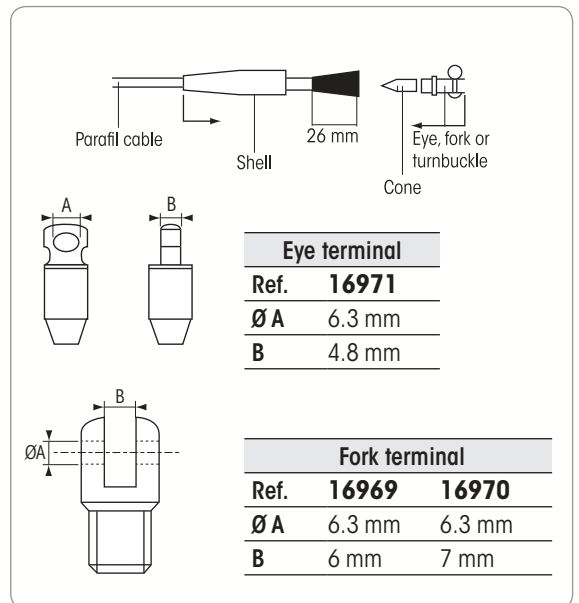
Terminal fittings for Parafil™ guardrail

Chrome-plated bronze terminals.

Only this terminal guarantees a resistance of the cable once assembled, that remains equal to its original resistance.

Swift and easy mounting (see drawing).

Terminal	For cable Ø 7 mm	For cable Ø 8.5 mm	
A Eye terminal (x 2)	16971	-	3
B Fork terminal (x 2)	16969	16970	5
C St. steel Parafil turnbuckle	16967	16968	1



Terminal fitting for guardrail

Fits st. steel guardrail cable, external Ø 7 - 9 mm (= Ø of unsheathed cable 3.5/4 mm).

Version	Ref.
A. Fork terminal alone	16973
B. Fork + turnbuckle	16974

Guardrail accessories

Leather protection for guardrail & stanchion

Leather protection to save sails from abrasion and chafe. Easy to sew on the rigging part you want to protect and easy to remove and use again the next season.

Light grey leather, comes in 3 sizes and shapes, to fit perfectly on different rigging set-ups.



2351150




2351151

Leather kit includes :
 • 2 patches of pre-punched light grey leather,
 • 2 needles,
 • waxed polyester thread,
 • sewing instructions.
 Weight : 30 g.

Ref.	Description
2351150	Guardrail leather protection, cable junction
2351151	Guardrail leather protection, Parafil terminal
2351155	Stanchion leather protection



2351155



Guardrail netting

Diamond mesh, made from 100 % nylon.
 Knitted mesh : better strength and no over-thickness.
 Reinforced top and bottom selvages.

Net length	Ref.	Net height	Number of mesh-strings*	Mesh dimension
10 m length	14938	40/60 cm	11	55 mm
100 m spool	14939	40/60 cm		

*Number of vertical mesh-strings.



Halyard stowage bags

PVC or Dralon, mesh canvas, batten and grommets

Dimensions (cm)	PVC, white	Dralon, Royal blue
30 x 20 x 10	37992	37989
35 x 25 x 12	37993	37990
45 x 30 x 15	37994	37991



Back supporter, rigid plastic

13444

Dimensions : 38 x 12 cm.



Back supporter, soft foam

29525

47 x 14 cm.

Stanchions

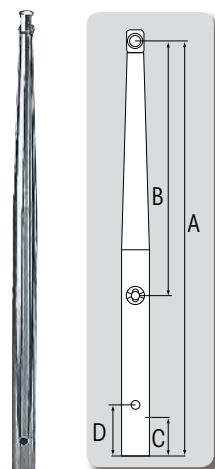
Stainless steel stanchions

Stanchions in 316 stainless steel with electrolytical polishing surface treatment for optimum resistance to corrosion and even more durable shiny surface.

Ø 25 mm tube with cylindrical tip.

All models feature a hole 35 mm high from base.

Model 35727 has an additional hole 45 mm high from base.



Ref.	Guardrail hole	A	B	C	D	ISO 15085 compliant
35725	1	450 mm	-	35 mm	-	✓
35726	2	450 mm	255 mm	35 mm	-	✓
35727	2	630 mm	330 mm	35 mm	45 mm	✓
35728	2	750 mm	360 mm	35 mm	-	-

Gate door stanchion

35729

316 polished stainless steel tube Ø 25 mm.

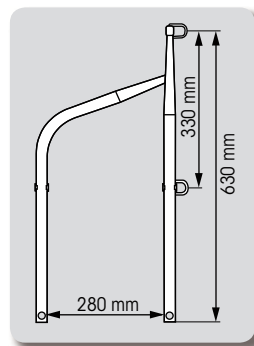
2 guardrail holes.

Hole 35 mm high from base.

Distance between centres :

280 mm.

ISO compliant.



Stanchion socket

18530

Stainless steel socket for stanchion

Ø 25 mm, with pad-eye plate.

Dimensions : base 76 x 95 mm, height 95 mm

Stanchion cleat

29476

A neat fitting designed to clamp over stanchions or pulpit/ pushpit rails, Ø 20 to 30 mm.

Sturdy construction : stainless steel and glass reinforced polyamide.

Fits in seconds without any modification to the stanchion.

Cleat length : 111 mm.



Stanchion bullseye

29495

Ideal for use with furling lines (Ø 17 mm max).

Designed to fit over stanchions and rails, with diameter 20 to 25 mm.

Sturdy st. steel construction.

Supplied complete with fastenings.



Stanchion lead blocks

For stanchion Ø 25 mm.

Lightweight blocks manufactured from glass filled nylon and high grade stainless steel.

Free running blocks delivering ultimate performance, efficiency and long working life.



Model	Ref.	Rope Ø	Sheave dimensions	Length	Weight	SWL*	Break load	Barton model
Single, Size 2	66650	8 mm	11 x Ø 35 mm	95 mm	67 g	370 kg	740 kg	N02190
Single, Size 3	66651	10 mm	13 x Ø 45 mm	110 mm	87 g	400 kg	800 kg	N03190
Single, Size 4	66652	12 mm	17 x Ø 54 mm	135 mm	182 g	750 kg	1500 kg	N05190
Double, Size 2	66977	8 mm	11 x Ø 35 mm	95 mm	98 g	370 kg	740 kg	N02290

*Safe Working Load.



Fender profiles



Sphaera mounted on Standard base



Sphaera mounted on Slim base

St. steel profile on Slim base

St. steel profile on Standard base



Sphaera 25 st. steel fender profiles

316L stainless steel 25 mm wide fender profiles combining excellent resistance to shocks and abrasion with awesome look. Duralene® inner core facilitates bending and guarantees perfect hull-hugging.

Fender profile adapts either on a PVC Slim or Standard base.




	Create your own SPHAERA 25 fender kit	On Slim base	On Standard base
A	Stainless steel Sphaera fender profile, 25 mm wide (6 profiles x 2.60 m)	66190	66190
B-C	White PVC base (16 m roll)	66188 (B)	66189 (C)
D	Stainless steel junction top cap (x 1 cap)	66191	66191
E-F	Stainless steel end cap (66193 = 1 end-cap / 66192 = 2 end-caps)	66193 (E)	66192 (F)

Mounting Sphaera on Slim base :



Mounting Sphaera on Standard base :



White Radial PVC, 30 mm

Black Radial PVC, 40 mm



Radial PVC fender profiles

White or black PVC fender profile, 30 or 40 mm wide, mounted on a rigid track.

End caps and junction caps in PVC or stainless steel, for an even more stylish look.

Bends easily and can be cold fitted in seconds.

	Create your own RADIAL fender kit	30 mm wide	40 mm wide
	PVC Radial profile (16 m coil)		
A	• White	66195	66201
B	• Black	66196	66202
C	Rigid track (8 tracks x 2 m)	66194	66200
	Junction top cap (x 1)		
D	• White PVC	66199	66199
-	• Black PVC	66227	66227
E	• Stainless steel	-	66206
	Profile end cap (x 1)		
F	• White PVC	66197	66203
-	• Black PVC	66226	66228
G	• Stainless steel	66198	66204

Mounting a 40 mm Radial fender profile :

- With PVC fittings (black or white)



- With stainless steel fittings



A

B



Anti-slip decking

Equally suitable for indoor and outdoor applications. Prevents nasty slips and trips when manoeuvring or moving about the deck. Shockproof and abrasion resistant. Withstands extreme temperatures : -30° to +80°C.

Apply on a smooth, clean, greasefree and dry surface in an ambient temperature of 15°C minimum.

Model	Use	Thickness (mm)	Weight	Slip resistance ratio (NF P 98831-4)		Fireproof category (NF 92-501)
				Dry deck	Wet deck	
TBS 10	Light traffic area	1	600 g/m ²	0.91	0.55	M3
TBS 16	Conformable	1.6	2.4 kg/m ²	0.99	0.67	-
TBS 21	Heavy traffic area	2.1	2.5 kg/m ²	1.12	0.67	M3



TBS 10 adhesive anti-slip decking

Recommended for light to medium traffic areas. Elastomere aggregate of high anti-slip polyurethane, bonded on a strong adhesive backing.

Colour	Ref.	Width	Length
Black C08	470951	25 mm	10 m
	470952	50 mm	

TBS 16 adhesive anti-slip decking

Flexible and conformable. Ideal for undulating or restricted areas. Elastomere aggregate of high grade flexible polyurethane. Stretching capacity : 75 % until breaking point.

Colour	Ref.	Width	Length
White C11	421839	320 mm	10 m
	403940		
Black C08	403975	40 mm	1.50 m
Express grey	403938		
Blue C05	403937		

TBS 21 adhesive anti-slip decking

Comfortable and highly resistant to accommodate heavy traffic areas. Elastomere aggregate of polyurethane bonded on a non-woven film of rotproof polyester. Stretching capacity : 40 % until breaking point.

Colour	Ref.	Width	Length
White C11	418226	25 mm	10 m
	418227	40 mm	
	417326	100 mm	
Black C08	477692	40 mm	10 m
	477693	100 mm	
Express grey C10	414211	25 mm	10 m
	414213	40 mm	
Pearl grey C23	477695	40 mm	

TBS 21 anti-slip deck sheets

90 x 128 cm sheets.

Colour	Ref.
White C11	414351
Express grey C10	414215
Pearl grey C23	477697
Ivory white C06	414371
Sand C04	414349
Blue C05	414350



Speed Grip adhesive anti-slip foam

- 470956 : 10 x 140 cm.
- 470957 : 30 x 140 cm.

Ultra lightweight, specifically developed for bare, uncluttered decks (dingies, small sportsboats) or catamaran gunwales. Self-adhesive foam, 2 mm thick sheets. Density : 0.24 g/cm³ Hardness : 48 shore A Elongation : 24 kg/cm² Stretching capacity : 180 % Not suitable for rotomoulded polyethylene or polypropylene.

Handrails

Length indicated is **distance between centers**.

Screw fastening plates
Ø 57.5 mm are included.

Blind mounting
also possible : just
bolt the handrail
through the deck,
without the fastening plate
(hardware not included)



316 stainless steel



Ø 26 x 20 mm oval st. steel tube

Useful depth 45 mm.

Length	Ref.	Length	Ref.
20 cm	105045	43 cm	105048
28 cm	105046	58.50 cm	105049
38 cm	105047	70 cm	106028



Ø 25 mm st. steel tube in leather sheath

Length	Ref.	Length	Ref.
28 cm	106859	43 cm	106861
38 cm	106860	58.50 cm	106862



Ø 24 x 20 mm oval st. steel tube

Useful depth 45 mm.

Length	Ref.	Length	Ref.
20 cm	10310	50.50 cm	10312
30 cm	10311	80 cm	10313



Ø 22 mm st. steel tube **12572**

Length 25 cm.
Useful depth 150 mm.
Equally suitable as a step.



Handrail holder

- Fitting : **400226**
- Base : **400225**

Chromed brass. Ø 20 mm, height 43 mm.

Teak handrails

Length	Ref.	Number of loops
33 cm	40176	1
58 cm	40177	2
84 cm	40178	3
110 cm	40179	4
140 cm	40180	5
160 cm	40181	6

Bamboo handrails

For indoor use only.

Length	Ref.	Number of loops
33 cm	1997014	1
59 cm	1997015	2
85 cm	1997016	3



Plasticlip

**MADE BY
PLASTIMO**

Compasses, safety equipment or fenders, all these products must be correctly fixed and also leave ample room to move about on the deck.

Plastimo offers a clip which, from the same basic elements, allows the installation of very different products such as a compass, a lifebuoy light or a horseshoe buoy...



33.5
M5x4C
18.5 <math>< \varnothing < \varnothing < 25.5 \text{ mm}</math>

Plasticlip offers many advantages :

- **Easy, quick and neat installation : no drilling required ;** you can change the location of your equipment at any moment.
- **Plasticlip adapts to various tube diameters** (from 18.5 to 25.5 mm). It can be horizontally or vertically mounted.

Multi-purpose holder Plasticlip

- **Black : 37030**
- **Stone : 37031**
- **Grey : 37032**

Multi-purpose holder for universal fixes (compass, electronic instruments, rescue buoy, fender...). Suitable for use with a webbing strap, 25 mm wide max. Supplied with screws and nuts.

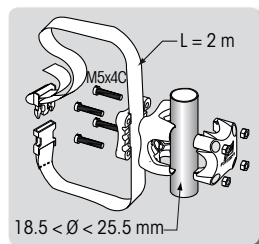


Holding straps for wind-surf board / SUP

37033

Ideal to fix a wind-surf or surf board, a SUP or a wakeboard on the boat stanchions.

- Features :
- 2 Plasticlip, for any horizontal or vertical tube with a diameter from 18.5 to 25.5 mm.
 - 2 x 2 m webbing straps with fix-lock.
- Supplied with screws and nuts. In the case of a larger board, 2 kits may be necessary.



Holder for cylindrical products

30766

Originally designed for the Rescue Line, ref. 27020.

Features :

- 1 Plasticlip, for any horizontal or vertical tube with a diameter from 18.5 to 25.5 mm.
- St. steel holder.

Height : 30 cm.

Supplied with screws and nuts.



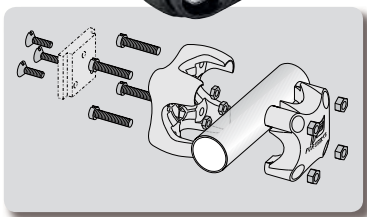
Equally suitable for a bottle or any other cylindrical product with a max. diameter of 11 cm.



Plasticlip for compass

- Black : **37035**
- Light grey : **37036**

Ideal to fix compasses Offshore 75 Mini-binnacle, Offshore 75 and Offshore 95 equipped with a bracket.



Plasticlip bracket holder AdvanSea

58310

For T.56 and T.50 GPS, and C.56 Combo. Features :

- 1 Plasticlip, to be adapted on any rail Ø 18.5 to 25.5 mm, designed to fit bracket-mount instruments.
- 2-mm thick plate, 316 stainless steel. Supplied with 7 st. steel screws and nuts.



Plasticlip for VHF/GPS antenna

58113

Standard pushpit mount. Suitable for all VHF or GPS antennas (AdvanSea and other brands).

Features :

- 1 Plasticlip, to be adapted on any tube Ø 18.5 to 25.5 mm.
- 4 st. steel screws and nuts.



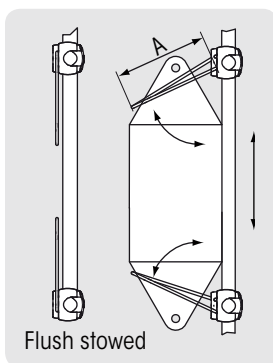
Clip for tube

37034

Originally designed for a floating light. Equally suitable for any tube with a diameter from 40 to 45 mm such as oars, paddles...

Features :

- 1 Plasticlip, for any horizontal or vertical tube with a diameter from 18.5 to 25.5 mm.
- 1 clip. Supplied with screws and nuts.



Universal holder for fenders

Unique fender holder : both clips feature a spring mounted bracket which holds the narrow ends of the fender. The clips can be adjusted up and down the rail, the only limit being the rail length. When fenders are taken away, the brackets fold flat thus leaving ample room to move about on the deck. Suitable for vertical (stanchions or pushpit) or horizontal fender storage (pulpit).

Fender Ø	Ref.	A
From 90 to 200 mm	36203	180 mm

Winches

Nautilus composite winches are a versatile alternative to conventional aluminium or stainless steel winches and can be used on sailing yachts up to 9 m.



Nautilus winches

The combination of reinforced polymers and stainless steel produces winches which are notably light, powerful and durable. All models are recommended for use with sheets, halyards and control lines made of natural and man-made fibres. The 16 and 23 models incorporate highly sophisticated features such as the 3-planet gear system which balances the load and ensures smooth operation.

	Single speed, No 8	Two-speed, No 16	Two-speed, No 23
	31471	31472	31473
Drum & base housing	Reinforced polymer	Reinforced polymer	Reinforced polymer
Drum Ø	66.7 mm	66.7 mm	66.7 mm
Base Ø	101.6 mm	114.3 mm	114.3 mm
Height	101.6 mm	135.9 mm	135.9 mm
Weight	0.835 kg	1.264 kg	1.6 kg
Gear ratios	1 : 1	1 : 1 & 2 : 1	1 : 1 & 3 : 1
Power ratios	8 : 1	16 : 1	23 : 1
Mounting	6 x 6 mm counter-sunkhead bolts		

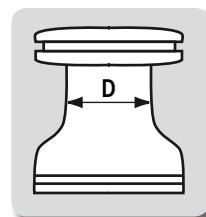
Nautilus winches require minimal maintenance : Remove drum and rinse throughout with fresh water on a regular basis and dry. Do not use Nautilus winches with steel cables.

Wincher

Rubber moulding flange which fits over the top of a standard winch, converting it to self-tailing.

Ref.	For drum Ø (D)	Rope Ø
35306*	64 - 70 mm	8 - 10 mm
35307	70 - 80 mm	10 - 14 mm
35308	80 - 90 mm	12 - 14 mm
35309	90 - 100 mm	12 - 16 mm

* Fits the 3 sizes of Nautilus winches.

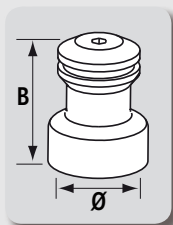



Winch covers

Dralon cover : maintained in position on the drum with an elastic band, and secured to the winch base by means of a strap.
PVC cover : adjusted and fastened on the winch by a Velcro flap.
Supplied in pairs.

Dralon, Royal blue	PVC, white	Dimensions B x Ø*
40146	38015	16 x 14 cm
40147	38016	18 x 17 cm
40148	-	22 x 18 cm

* At winch base.





Winch handles

Model	Description*	Length	Ref.	Locking	Weight
Floating, glass reinforced polyamide	Bi-directional. Floats in sea and fresh water.	235 mm	A 29458	Yes	267 g
		290 mm	A 26895	Yes	306 g
Aluminium	Designed for clockwise operation only. Not suitable for 2-speed winches.	225 mm	B 18738	No	290 g
			B 18739	Yes	302 g
		280 mm	C 18740	No	335 g
			C 18741	Yes	347 g

*All models fit most international sized winch star sockets and are intended for lightweight use (SWL 40 kg).

Winch handle pockets

Model	Ref.	Dimensions
White synthetic fabric. For 1 winch handle	A 29457	300 x 100 x Ø 60 mm
Flexible white PVC, UV-resistant	B 10624	260 x 80 x 55 mm
	B 10625	275 x 73 x 50 mm
	B 16920	265 x 73 x 73 mm
Flexible white PVC, UV-resistant	C 16921	320 x 55 x top 65 mm/ base 42 mm



Rubbing strakes & wear pads



Stainless steel rubbing strakes

Stylish guards protecting against chafe from cap rails and gunwales.

Ref.	Length	Width	Hole centres
105041	203 mm	19 mm	124 mm
105042	304 mm	19 mm	115 mm
105043	457 mm	19 mm	118 mm
105044	610 mm	19 mm	133 mm



Polyurethane transparent wear pad

65399

PUR transparent (Polyurethane) wear pad, ideal for preventing blocks and lines from rubbing and chafing against deck and gelcoat.

High performance 3M adhesive backing, resistant to immersion and exposure to salt water.

Pad is flexible, can be cut to size and will conform to curved or flat surfaces.

Dimensions : 208 x 98 mm.



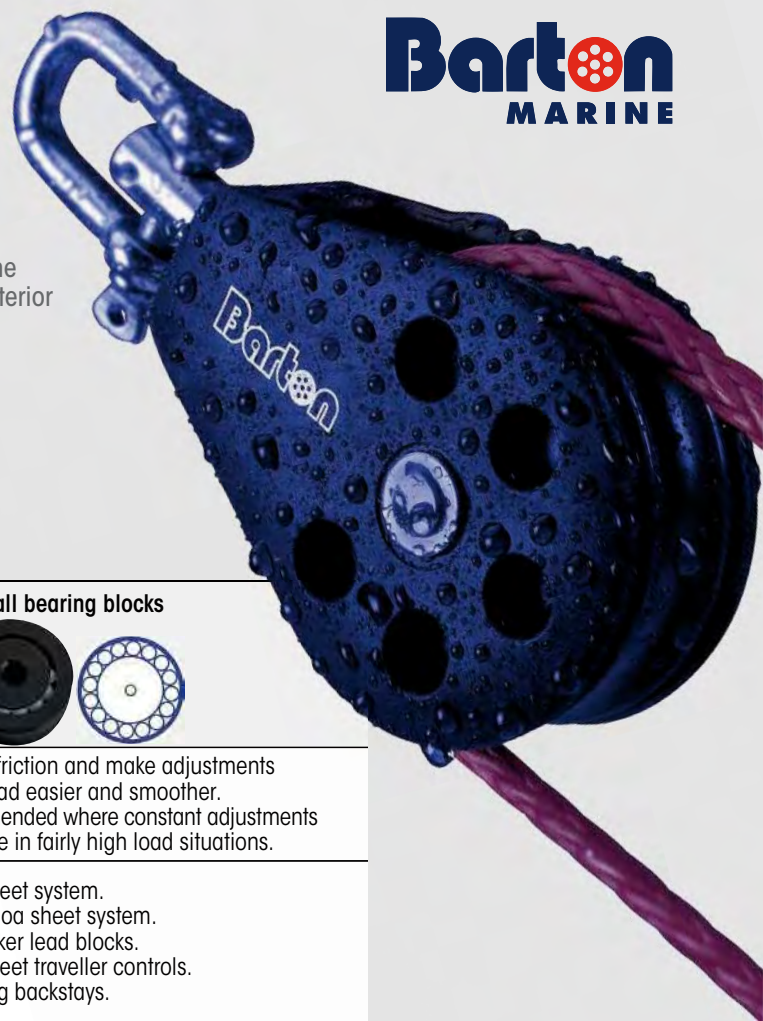
The PUR (Polyurethane) wear pad is as effective as aesthetic !



Blocks

A comprehensive range of lightweight blocks engineered to improve strength and performance. Barton blocks are manufactured in England and incorporate a stainless steel frame inside glass fibre side plates, with a darker, richer slate grey exterior and a sleek and smooth design to match modern boats.

New modifications allow for improved endurance and strength with greater load ratings and weathering protection.



Which technology ? Plain sheave or ball bearings ?

	Plain bearing blocks (no ball bearings)	Ball bearing blocks
Benefits	Particularly suitable in applications where high static loads are expected. No risk of ball distortion.	Reduce friction and make adjustments under load easier and smoother. Recommended where constant adjustments are made in fairly high load situations.
Application	<ul style="list-style-type: none"> - Mast foot blocks. - Mast head halyard blocks. - Kicker or vang tackles. - Backstay tensioner tackles. - Downhauls : spinnaker, mainsail and jib. - Jib outhauls. 	<ul style="list-style-type: none"> - Mainsheet system. - Jib/genoa sheet system. - Spinnaker lead blocks. - Mainsheet traveller controls. - Running backstays.

Dinghy, small catamaran, sportsboat



A

SIZE ZERO		Sheave dimensions	Plain sheave	Ball bearings	Break load
	Ø 5 mm max.	8 x Ø 20 mm			550 kg
			SWL* 275 kg	SWL* 130 kg	

*Safe Working Load.

Ideal for dinghy racing : starts at 13 grammes !

Single blocks

	Length		Weight	Barton model		Weight	Barton model
A Fixed eye	39.1 mm	66761	13 g	N00110	66765	13 g	N10110
B Fixed eye/becket	52.2 mm	66762	19 g	N00111	66766	17 g	N10111
C Swivel	53.8 mm	66763	20 g	N00130	66767	18 g	N10130
D Swivel/becket	66.7 mm	66764	25 g	N00131	66768	20 g	N10131
E Stand-up	47 mm	66769	21 g	N00170	-	-	-



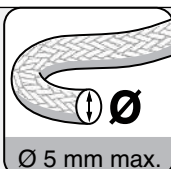
B

C

D

E

SIZE
ZERO



Sheave
dimensions

8 x Ø 20 mm

Plain sheave



SWL* 275 kg

Ball bearings



SWL* 130 kg

Break
load

550 kg


*Safe Working Load.




Jean-Marie Liot ©




Double blocks

	Length		Weight	Barton model
A Fixed eye	50.4 mm	66978	37 g	N00210
B Fixed eye/becket	63.5 mm	66770	41 g	N00211
C Swivel	65.8 mm	66771	46 g	N00230
D Swivel/becket	79 mm	66772	47 g	N00231



Triple blocks

	Length		Weight	Barton model
A Fixed eye	50.4 mm	66773	55 g	N00310
B Fixed eye/becket	63.5 mm	66774	59 g	N00311
C Swivel	66.7 mm	66775	60 g	N00330
D Swivel/becket	79.3 mm	66776	64 g	N00331
E Fixed eye/ becket/cam	71.7 mm	66777	103 g	N00511
F Swivel/becket/cam	88.5 mm	66778	110 g	N00931



Ratchet block 25815

St. steel and UV resistant sheave.
Diameter 58 mm, for use with
4 to 12 mm rope.



Dinghy block with fixed eye 16808

Ideal for dinghy or dayboat.
Rope Ø 8 mm max.
Equally suitable for some
industrial applications.
Polished st. steel side
plates with flared cheeks.
Acetal resin sheaves, Ø 30 mm,
11 mm thick. Height : 68 mm
Breakload : 560 kg
SWL : 280 kg



Dinghy blocks

316 L st. steel. Suitable for dinghy
and industrial use.

- Rope Ø 8 mm, sheave 23 mm
Standard block : **25806**
Block + becket : **25808**
- Rope Ø 10 mm, sheave 35 mm
Standard block : **25807**

Single blocks



 Size	Sheave dimensions	Plain sheave	Ball bearings	Break load
Size 1 : Ø 8 mm	12 x Ø 30 mm	SWL* 355 kg	SWL* 245 kg	710 kg
Size 2 : Ø 8 mm	11 x Ø 35 mm	SWL* 370 kg	SWL* 260 kg	740 kg
Size 3 : Ø 10 mm	13 x Ø 45 mm	SWL* 400 kg	SWL* 270 kg	800 kg
Size 4-5 : Ø 12 mm	17 x Ø 54 mm	SWL* 750 kg	SWL* 525 kg	1 500 kg

*SWL : Safe Working Load.



Fixed eye			Weight	Barton model		Weight	Barton model
Size	Length						
Size 1	55 mm	66596	33 g	N01110	66600	32 g	N11110
Size 2	65 mm	66597	40 g	N02110	66601	39 g	N12110
Size 3	80 mm	66598	60 g	N03110	66602	63 g	N13110
Size 4-5	107 mm	66599	154 g	N05110	66603	140 g	N15110



Fixed eye/becket			Weight	Barton model		Weight	Barton model
Size	Length						
Size 1	66 mm	66604	41 g	N01111	66608	40 g	N11111
Size 2	76 mm	66605	48 g	N02111	66609	47 g	N12111
Size 3	91 mm	66606	68 g	N03111	66610	71 g	N13111
Size 4-5	130 mm	66607	177 g	N05111	66611	163 g	N15111



Swivel			Weight	Barton model		Weight	Barton model
Size	Length						
Size 1	73 mm	66612	43 g	N01130	66616	44 g	N11130
Size 2	80 mm	66613	48 g	N02130	66617	47 g	N12130
Size 3	100 mm	66614	73 g	N03130	66618	76 g	N13130
Size 4-5	130 mm	66615	197 g	N05130	66619	183 g	N15130



Swivel/becket			Weight	Barton model		Weight	Barton model
Size	Length						
Size 1	84 mm	66620	51 g	N01131	66624	52 g	N11131
Size 2	91 mm	66621	56 g	N02131	66625	55 g	N12131
Size 3	111 mm	66622	81 g	N03131	66626	84 g	N13131
Size 4-5	153 mm	66623	220 g	N05131	66627	206 g	N15131



Snap shackle			Weight	Barton model		Weight	Barton model
Size	Length						
Size 2	91 mm	66628	92 g	N02140	66631	89 g	N12140
Size 3	109 mm	66629	99 g	N03140	66632	102 g	N13140
Size 4-5	142 mm	66630	263 g	N05140	66633	247 g	N15140



Snap shackle/becket			Weight	Barton model
Size	Length			
Size 2	100 mm	66653	96 g	N02141
Size 3	120 mm	66654	197 g	N03141
Size 4-5	165 mm	66655	286 g	N05141



	Length	Weight	Barton model
Size 1	55 mm	66634	39 g N01090
Size 2	65 mm	66635	46 g N02090
Size 3	80 mm	66636	66 g N03090
Size 4-5	114 mm	66637	162 g N05090

Ideal to combine with mast foot organiser : particularly suitable in applications where high static loads are expected, such as mast foot blocks.

Mast foot organiser

61061

Anodised aluminium mast foot organiser with four swivel posts. For use with fixed eye clevis pin blocks, 30 to 58 mm sheave (blocks not included). For rope Ø 12 mm max. SWL : 630 kg. Ø 8mm screws (not included).



	Length	Weight	Barton model
Size 2	95 mm	66650	67 g N02190
Size 3	110 mm	66651	87 g N03190
Size 4	135 mm	66652	135 g N05190



Size 1



	Length	Weight	Barton model
Size 1	55 mm	66646	21 g N01160
Size 2	80 mm	66647	73 g N02160
Size 3	92 mm	66648	109 g N03160
Size 4	107 mm	66649	178 g N04160

	Length	Weight	Barton model
Size 1	64 mm	66642	60 g N01170
Size 2	92 mm	66643	117 g N02170
Size 3	108 mm	66644	139 g N03170
Size 4-5	140 mm	66645	347 g N05170



	Length	Weight	Barton model
Size 1	53 mm	66638	64 g N01150
Size 2	51 mm	66639	78 g N02150
Size 3	75 mm	66640	122 g N03150
Size 4-5	92 mm	66641	218 g N04150

Spare parts



Stainless steel springs

- **46535** : Ø 20 mm x height 35 mm.
- **46536** : Ø 30 mm x height 30 mm.



Plastic springs

- **46537** : Ø 40 mm x height 50 mm.
- **46538** : Ø 30 mm x height 55 mm.

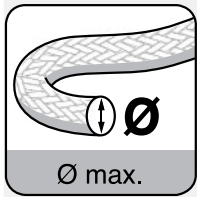


Control line eyes : see page 272

Double blocks

Size	Sheave dimensions	Plain sheave	Ball bearings	Break load
Size 1 : Ø 8 mm	12 x Ø 30 mm	SWL* 355 kg	SWL* 245 kg	710 kg
Size 2 : Ø 8 mm	11 x Ø 35 mm	SWL* 370 kg	SWL* 260 kg	740 kg
Size 3 : Ø 10 mm	13 x Ø 45 mm	SWL* 400 kg	SWL* 270 kg	800 kg
Size 4-5 : Ø 12 mm	17 x Ø 54 mm	SWL* 750 kg	SWL* 525 kg	1 500 kg

*SWL : Safe Working Load.



Fixed eye	Length	Plain sheave		Ball bearings	
			Weight <i>Barton model</i>		Weight <i>Barton model</i>
Size 1	55 mm	66671	59 g <i>N01210</i>	66675	60 g <i>N11210</i>
Size 2	65 mm	66672	76 g <i>N02210</i>	66676	74 g <i>N12210</i>
Size 3	80 mm	66673	111 g <i>N03210</i>	66677	114 g <i>N13210</i>
Size 4-5	121 mm	66674	274 g <i>N05210</i>	66678	247 g <i>N15210</i>



Fixed eye/becket	Length	Plain sheave		Ball bearings	
			Weight <i>Barton model</i>		Weight <i>Barton model</i>
Size 1	66 mm	66679	66 g <i>N01211</i>	66683	67 g <i>N11211</i>
Size 2	76 mm	66680	84 g <i>N02211</i>	66684	82 g <i>N12211</i>
Size 3	92 mm	66681	119 g <i>N03211</i>	66685	122 g <i>N13211</i>
Size 4-5	125 mm	66682	274 g <i>N05211</i>	66686	247 g <i>N15211</i>



Swivel	Length	Plain sheave		Ball bearings	
			Weight <i>Barton model</i>		Weight <i>Barton model</i>
Size 1	73 mm	66655	67 g <i>N01230</i>	66659	68 g <i>N11230</i>
Size 2	80 mm	66656	84 g <i>N02230</i>	66660	82 g <i>N12230</i>
Size 3	100 mm	66657	119 g <i>N03230</i>	66661	122 g <i>N13230</i>
Size 4-5	130 mm	66658	274 g <i>N05230</i>	66662	283 g <i>N15230</i>



Swivel/becket	Length	Plain sheave		Ball bearings	
			Weight <i>Barton model</i>		Weight <i>Barton model</i>
Size 1	84 mm	66663	75 g <i>N01231</i>	66667	84 g <i>N11231</i>
Size 2	91 mm	66664	92 g <i>N02231</i>	66668	91 g <i>N12231</i>
Size 3	111 mm	66665	126 g <i>N03231</i>	66669	111 g <i>N13231</i>
Size 4-5	141 mm	66666	300 g <i>N05231</i>	66670	141 g <i>N15231</i>



Upright (Ø 5 mm screws)	Length	Plain sheave		Ball bearings	
			Weight <i>Barton model</i>		Weight <i>Barton model</i>
Size 1	53 mm	66687	89 g <i>N01250</i>		
Size 2	63 mm	66688	110 g <i>N02250</i>		
Size 3	75 mm	66689	171 g <i>N03250</i>		
Size 4	92 mm	66690	318 g <i>N04250</i>		

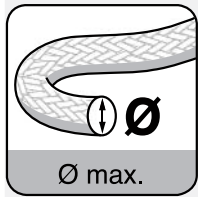


Stanchion	Length	Plain sheave		Ball bearings	
			Weight <i>Barton model</i>		Weight <i>Barton model</i>
Size 2	95 mm	66977	98 g <i>N02290</i>		

Triple blocks

Size	Sheave Dimensions	Plain sheave		Ball bearings	Break load
Size 1 : Ø 8 mm	12 x Ø 30 mm	SWL* 355 kg	SWL* 245 kg	710 kg	
Size 2 : Ø 8 mm	11 x Ø 35 mm	SWL* 370 kg	SWL* 260 kg	740 kg	
Size 3 : Ø 10 mm	13 x Ø 45 mm	SWL* 400 kg	SWL* 270 kg	800 kg	
Size 4-5 : Ø 12 mm	17 x Ø 54 mm	SWL* 750 kg	SWL* 525 kg	1 500 kg	

*SWL : Safe Working Load.



Fixed eye	Length	Plain sheave		Ball bearings			
			Weight	<i>Barton model</i>		Weight	<i>Barton model</i>
Size 1	54 mm	66707	80 g	<i>N01310</i>	66711	81 g	<i>N11310</i>
Size 2	76 mm	66708	115 g	<i>N02310</i>	66712	114 g	<i>N12310</i>
Size 3	80 mm	66709	142 g	<i>N03310</i>	66713	145 g	<i>N13310</i>



Fixed eye/becket	Length	Plain sheave		Ball bearings			
			Weight	<i>Barton model</i>		Weight	<i>Barton model</i>
Size 1	63 mm	66715	86 g	<i>N01311</i>	66719	87 g	<i>N11311</i>
Size 2	85 mm	66716	121 g	<i>N02311</i>	66720	120 g	<i>N12311</i>
Size 3	91 mm	66717	150 g	<i>N03311</i>	66721	153 g	<i>N13311</i>



Swivel	Length	Plain sheave		Ball bearings			
			Weight	<i>Barton model</i>		Weight	<i>Barton model</i>
Size 1	73 mm	66691	89 g	<i>N01330</i>	66695	90 g	<i>N11330</i>
Size 2	80 mm	66692	108 g	<i>N02330</i>	66696	105 g	<i>N12330</i>
Size 3	100 mm	66693	162 g	<i>N03330</i>	66697	165 g	<i>N13330</i>
Size 4-5	150 mm	66694	490 g	<i>N05330</i>	66698	475 g	<i>N15330</i>



Swivel/becket	Length	Plain sheave		Ball bearings			
			Weight	<i>Barton model</i>		Weight	<i>Barton model</i>
Size 1	84 mm	66699	96 g	<i>N01331</i>	66703	84 g	<i>N11331</i>
Size 2	91 mm	66700	116 g	<i>N02331</i>	66704	91 g	<i>N12331</i>
Size 3	111 mm	66701	170 g	<i>N03331</i>	66705	111 g	<i>N13331</i>
Size 4-5	173 mm	66702	513 g	<i>N05331</i>	66706	498 g	<i>N15331</i>

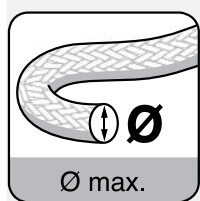
Wire rope blocks :
see page 253



Fiddle blocks

Size	Sheave dimensions	Plain sheave	Ball bearings	Break load
Size 2 : Ø 8 mm	11 x Ø 35 mm	SWL* 370 kg	SWL* 260 kg	740 kg
Size 3 : Ø 10 mm	13 x Ø 45 mm	SWL* 400 kg	SWL* 270 kg	800 kg
Size 4-5 : Ø 12 mm	17 x Ø 54 mm	SWL* 750 kg	SWL* 525 kg	1 500 kg

*SWL : Safe Working Load.



Swivel	Length		Weight	Barton model		Weight	Barton model
Size 2	134 mm	66728	97 g	N02430	66731	95 g	N12430
Size 3	150 mm	66729	154 g	N03430	66732	157 g	N13430
Size 4-5	185 mm	66730	300 g	N05430	66733	278 g	N15430



Swivel/becket	Length		Weight	Barton model		Weight	Barton model
Size 2	145 mm	66734	105 g	N02431	66737	103 g	N12431
Size 3	158 mm	66735	161 g	N03431	66738	164 g	N13431
Size 4-5	209 mm	66736	318 g	N05431	66739	296 g	N15431



Snap shackle	Length		Weight	Barton model
Size 2	142 mm	66740	131 g	N12440
Size 3	161 mm	66741	144 g	N13440
Size 4-5	200 mm	66742	340 g	N15440

Snatch blocks



Snatch blocks

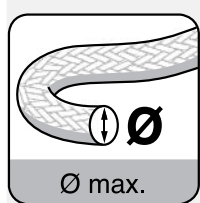
Model	Ref.	Construction	Rope Ø	Sheave Ø	SWL*	Breakload
Snatch block + snaphook	14643	Stainless steel	12 mm	35 mm	400 kg	800 kg
	16817	Stainless steel	16 mm	48 mm	800 kg	1100 kg



Lightweight snatch blocks

Sheave Ø	Rope Ø	Block + D-shackle	Block + snaphook	SWL*	Breakload
45 mm	10 mm	25432	25434	95 kg	190 kg
57 mm	12 mm	25433	25435	230 kg	460 kg

Cam blocks



Size	Sheave dimensions	Plain sheave	Ball bearings	Break load
Size 2 : Ø 8 mm	11 x Ø 35 mm	SWL* 370 kg	SWL* 260 kg	740 kg
Size 3 : Ø 10 mm	13 x Ø 45 mm	SWL* 400 kg	SWL* 270 kg	800 kg
Size 4-5 : Ø 12 mm	17 x Ø 54 mm	SWL* 750 kg	SWL* 525 kg	1 500 kg

*SWL : Safe Working Load.

Single block

Swivel/becket/cam Length	Weight	Barton model	Weight	Barton model
Size 2 100 mm	66743 156 g	<i>NO2531</i>	66746 157 g	<i>N12531</i>
Size 3 115 mm	66744 162 g	<i>NO3531</i>	66747 165 g	<i>N13531</i>
Size 4-5 153 mm	66745 220 g	<i>NO5531</i>	66748 206 g	<i>N15531</i>

Fiddle block

Swivel/becket/cam Length	Weight	Barton model	Weight	Barton model
Size 2 145 mm	66749 215 g	<i>NO2631</i>	66752 220 g	<i>N12631</i>
Size 3 165 mm	66750 222 g	<i>NO3631</i>	66753 227 g	<i>N13631</i>
Size 4-5 209 mm	66751 469 g	<i>NO5631</i>	66754 449 g	<i>N15631</i>

Fiddle block

Snap shackle/becket/cam Length	Weight	Barton model	Weight	Barton model
Size 2 150 mm	66755 215 g	<i>NO2641</i>	66758 217 g	<i>N12641</i>
Size 3 170 mm	66756 250 g	<i>NO3641</i>	66759 254 g	<i>N13641</i>
Size 4-5 215 mm	66757 568 g	<i>NO5641</i>	66760 553 g	<i>N15641</i>

Classic wooden blocks

An elegant combination of performance engineering and classic design : manufactured in the UK from traditional ash wood with a high gloss marine varnish finish.

Technical construction inside features Delrin ball bearings, Torlon needle bearings, gun metal shaded sheaves and solid brass fittings.

A classic collection for mariners who care for vintage crafts or patrimonial vessels.

This range includes single, double or triple blocks, with fixed eye, swivel and becket fixture combinations.

Available on special order : ask our Sales Team for more info.



High load blocks

- High grade marine quality aluminium, grey anodised for durability.
- Sheaves are turned from a solid Ertalyte bar and run on a large diameter centre bearing for easy running under high load.



Ref.	Rope Ø	Sheave Ø	Sheave width	Dimensions Length x width	Weight	SWL*	Breakload
46528	12 mm	50 mm	15 mm	116 x 50 mm	146 g	500 kg	1000 kg
46529	16 mm	65 mm	18 mm	142 x 65 mm	267 g	800 kg	1600 kg
46530	18 mm	85 mm	21 mm	185 x 85 mm	551 g	1500 kg	3000 kg

* SWL : Safe Working Load.

St. steel S-hooks

S-hook, plain or with latch.

- Pin Ø : 6 mm.
- Height : 73 mm.
- Useful width : 19 mm.



Plain S-hook : **46533**

S-hook with latch : **46534**

Control line eyes



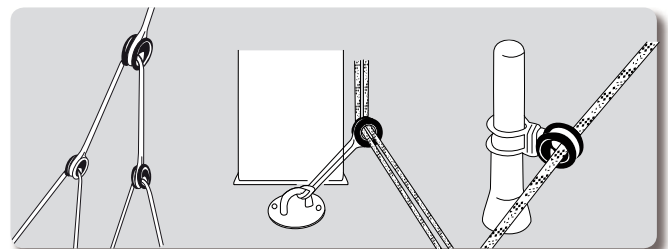

High load eye

Lightweight eye in marine grade grey anodised aluminium. Deflects control lines.

Also suitable for a variety of uses on board (lazy jacks, barber haulers, mast base tidys).

Easy to install with a high resistance rope.

Rope Ø	Ref.	Int. Ø	Ext. Ø	Weight
3 mm	61062	6 mm	12 mm	0.9 g
4 mm	64518	9 mm	18 mm	3 g
6 mm	61063	12 mm	26 mm	5 g
10 mm	61064	16 mm	38 mm	24 g
12 mm	61065	22 mm	52 mm	52 g
16 mm	61066	28 mm	65 mm	104 g



High load eye with Dyneema strop

High load eye with ready-to-use Dyneema strop.
For all manoeuvring operations on deck.



Dyneema strop Ø	Ref.	Int. eye Ø	SWL*
6 mm	61067	12 mm	700 kg
12 mm	61068	22 mm	1500 kg
16 mm	61069	28 mm	2500 kg

* Safe Working Load

Clutches & deck organisers



© Jean-Marie Lioi.



Line clutches

Rope capacity : 12 mm max.

Model	Ref.	Length	Height	Width	Weight	SWL*
A Single clutch	186810	133 mm	68 mm	38 mm	343 g	550 kg
B Double clutch	56992	133 mm	68 mm	65 mm	544 g	(with rope Ø 12 mm)
C Triple clutch	56993	133 mm	68 mm	91 mm	754 g	

*SWL : Safe Working Load

Option

- Printed clutch handle inserts **186811**



Printed removable inserts for clutch labelling. Pack of 7 inserts with the following mentions : Main, Genoa 1, Spin Halyard 1, Topping Lift, Spin pole up, Spin pole down + 1 blank insert.



Black anodised version available on special order. Please ask our sales office.

Deck organisers

Sheaves	Ref.	Sheave dimensions	Organiser dimensions (L x W x H)	Weight	Fastening screws	Hole centres
12 mm	x 2 10604	Ø 32 x 17 mm high	115 x 28 x 25	108 g	Ø 6	43
	x 3 10605		157 x 28 x 25	155 g	Ø 6	43
	x 4 10606		200 x 28 x 25	200 g	Ø 6	43
14 mm	x 2 14503	Ø 44 x 18 mm high	148 x 38 x 28	205 g	Ø 8	58
	x 3 14504		205 x 38 x 28	290 g	Ø 8	58
	x 4 14505		262 x 38 x 28	378 g	Ø 8	58

Dimensions in mm.



© Jean-Marie Lioi.

Genoa cars & sliders

Barton
MARINE

A lightweight and compact range of genoa cars and sliders, suited for a wide variety of applications on larger dinghies, dayboats and light cruising/racing boats.

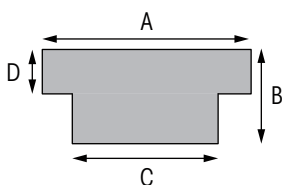
Precision turned Ertalyte sheaves are kind to ropes.

Large diameter sheave bearings ensure free running under high loads.

Tracks made out of extruded aluminium.



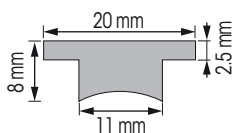
T-tracks



A	B	C	D	Screw Ø	Fastening centres	Plunger hole centres
20 mm	8 mm	11 mm	2.5 mm	5 mm	100 mm	50 mm
25 mm	10 mm	14 mm	4 mm			
32 mm	15 mm	20 mm	5 mm			


20 mm T-tracks

Description	Ref.
A Genoa track	0.60 m 180995
	1.20 m 31599
	1.80 m 31600
	2.40 m 31601
B Plastic track-end stop	31602
C Plunger stop	181011

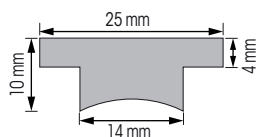


Description	Ref.	SWL*	Break load
D Genoa car	31593	580 kg	1160 kg
E Towable genoa car + block	31595	580 kg	1160 kg
F Towable car end fitting + becket	36010	-	-
G Genoa slide	31596	600 kg	1200 kg
H Bullseye slide	31597	-	-
I Mainsail slide	181006	600 kg	1200 kg

*SWL : Safe Working Load.



25 mm T-tracks




Description	Ref.
A Genoa track	0.60 m 13803
	1.20 m 13804
	1.80 m 13805
	2.40 m 13806

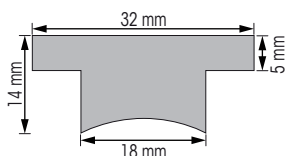
B Plastic track-end stop	14384
--------------------------	--------------

Description	Ref.	SWL*	Break load
C Genoa car	10597	1140 kg	2280 kg
D Towable genoa car + block	31603	650 kg	1180 kg
E Towable car end fitting + becket	31604	-	-
F Stand-up block 12 mm rope	14380	490 kg	980 kg
G Genoa slide with loop	14345	1430 kg	2860 kg
H Spinnaker pole slide with plunger Eye int. Ø 28 mm	14347	-	-

*SWL : Safe Working Load.



32 mm T-tracks



Description	Ref.
A Standard genoa car	2.40 m 13812

B Plastic track-end stop	14385
--------------------------	--------------

Description	Ref.	SWL*	Break load
- Standard genoa car	10598	1640 kg	3280 kg
D Heavy duty genoa car	14354	2985 kg	5970 kg
E Towable genoa car + block 2 x 16 mm rope	21982	1640 kg	3280 kg
F Towable car end fitting + becket	31606	-	-
G Genoa slide with loop	14346	1490 kg	2980 kg
H Spinnaker pole slide with plunger Eye int. Ø 30 mm	14348	-	-
I Towable spinnaker pole slide Eye int. Ø 30 mm	36012	-	-

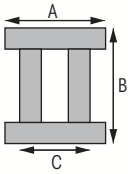
*SWL : Safe Working Load.



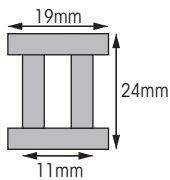
32 mm cars are compatible with 32 mm Gólot or Amiot tracks.

I-tracks

A comprehensive range of traveller systems suitable for use on dinghies, dayboats and light cruising yachts. Tracks made out of extruded aluminium with a hollow section for light weight and high load capacity.




Max. boat length	A	B	C	Screw Ø	Fastening centres	Plunger hole centres
7 m	19 mm	24 mm	11 mm	5 mm	100 mm	50 mm
10.50 m	24 mm	28 mm	16 mm			




19 mm I-tracks

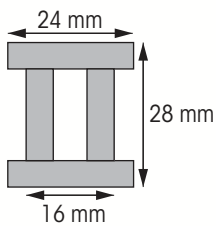
Description	Ref.
A 1.20 m track 1.80 m track	180921 180922
B Plastic track end Sold in pairs	180932
C Adjustable plunger stop	180931
D End fitting with horizontal sheave	180933



Description	Ref.	SWL*	Break load
E Traveller car + becket 4 st. steel plain wheels	180926	600 kg	1200 kg
F Traveller car + becket + control line eyes. 4 st. steel captive bearing ball wheels	180927	600 kg	1200 kg
G Traveller car + becket. 6 st. steel captive bearing ball wheels	180930	1120 kg	2240 kg




*SWL : Safe Working Load.



24 mm I-tracks

Description	Ref.
A 1.80 m track	181074
B Adjustable plunger stop. Sold in pairs	181084
C Adjustable plunger stop. Sold in pairs	181085
D End fitting with horizontal sheave + cleat Sold in pairs	181082



Description	Ref.	SWL*	Break load
E Traveller car + becket. 4 st. steel plain wheels Option : Plunger stop 181084	181078	1280 kg	2560 kg
F Traveller car + becket + control line sheaves 4 st. steel captive bearing ball wheels Option : End fitting with horizontal sheave + cleat 181082	181079	1280 kg	2560 kg



*SWL : Safe Working Load.

Mainsail travellers



Removable traveller system - complete kit

Adaptable system, **make the mainsheet track removable.**

Suitable for boats up to 11 m (36 ft), these kits are designed to :

- mount a mainsheet track system spanning between the cockpit seats when sailing,
- remove the track system to ensure cockpit space is not compromised when you want to relax on board.

Kit includes :

1 m beam track, 2 end fittings, 2 control line sheaves, one traveller with cleat plate assembly, 2 end discs.



2 disc-plates remain fixed in the cockpit and make the whole track assembly removable.



Installation could not be simpler : end plates are bolted either side of the cockpit wall and the track is slid into these plates, which automatically lock. To remove the mainsheet track, you just push in the locking pin on either side and slide it out of the way.

Boat	Size	Ref. complete kit
8.5 m max	Size 1 : beam track 20 x 12 mm (W x H), screws Ø 5 mm	61799
11 m max	Size 2 : beam track 26 x 16.5 mm (W x H), screws Ø 6 mm	61800



Packaged mainsail traveller systems

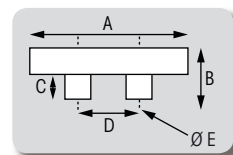
Ball-bearing mainsail traveller systems, proposed in a ready-to-use system kit. Complete with fitting instructions.

Clever see-through packaging allows an easy identification of the elements.

Boat	Track	Ref.	Gear ratios	Traveller car	Track-end fittings	Angled control line cleats	Traveller car with cleats	Control line blocks	Track end caps
8,50 m maxi	1.40 m	186331	2:1	✓	✓	✓	-	-	✓
		186333	4:1	✓	✓	-	✓	2 pairs	✓
11m maxi	1.60 m	186334	2:1	✓	✓	✓	-	-	✓
		186336	4:1	✓	✓	-	✓	2 pairs	✓

Cleats

Polyamide



Sheet cleat

Ref.	A mm	B mm	C mm	D mm	E mm
16881	150	24	14	35	6

Open base cleat



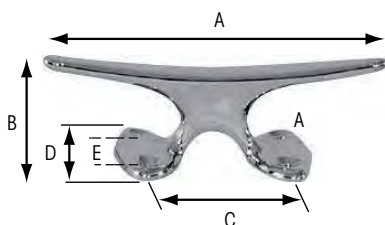
Ref.	Length mm	Hole spacing mm	Ø screws mm
181282	100	28	4
181283	130	36	4
181284	170	43	5
181285	210	50	6
181286	245	76	8



Open base cleat

Black	White	Length mm	Hole spacing mm	Ø screws mm
43378	43377	60	19	3
43381	43380	80	22	4
43384	43383	110	28	5
43387	43386	145	35	6
43390	43389	180	45	7
43393	43392	210	52	8

Chrome-plated brass



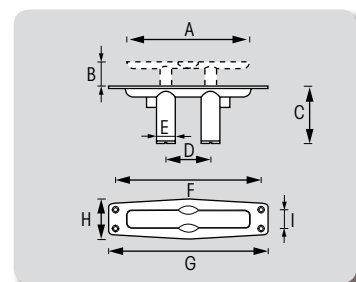
Screw-type cleats

Ref.	A mm	B mm	C mm	D mm	E mm
400789	50	18	18	18	11
400788	75	25	29	29	16
400786	100	30	35	32	20
400785	130	35	38	34	22
412958	150	28	51	53	39
408492	200	36	70	68	50
417985	125	30	45	45	32
417984	150	36	55	53	38
417983	200	43	75	60	40
417982	250	46	95	68	50

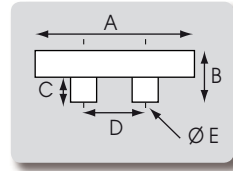


Deck-hugging cleat

Ref.	A mm	B mm	C mm	D mm	E mm	F mm	G mm	H mm	I mm
402380	150	30	70	55	23	178	195	49	23



Aluminium

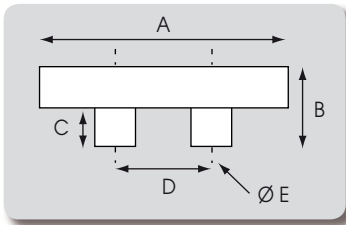


Sheet cleat

Ref.	A	B	C	D	E
61731	150 mm	23 mm	12 mm	45 mm	6 mm
61733	180 mm	30 mm	16 mm	45 mm	8 mm




Mooring cleats



Drilled Aluminium	Drilled Black	Threaded Aluminium	A mm	B mm	C mm	D mm	E mm
photo A	-	photo B					
61726	-	61732	160	30	20	35	6
61727	-	61734	200	45	30	50	8
61728	-	61735	260	55	35	65	8
61729	-	61736	330	60	40	80	10
61730	-	61737	450	70	45	75	10
Photo C	Photo D	-					
58391	58392	-	280	52	36	65	8
58393	58394	-	350	62	40	80	8
58489	58490	-	450	80	50	100	12

Stainless steel



Open base st. steel cleat

Ref.	A	B	C	D	E
401710	102 mm	30 mm	52 mm	42 mm	28 mm
401711	126 mm	29 mm	54 mm	39 mm	25 mm
13784	152 mm	31 mm	75 mm	45 mm	28 mm
13785	203 mm	40 mm	71 mm	53 mm	32 mm
13786	254 mm	50 mm	93 mm	68 mm	55 mm
401728	304 mm	55 mm	100 mm	70 mm	50 mm

Wood



Wood and chrome-plated brass bollard

Threaded base, M8 fitting.

Ref.	Length	Base width	Height	Hole spacing
400415	138 mm	32 mm	40 mm	90 mm
400414	170 mm	40 mm	50 mm	110 mm



Teak cleat

Ref.	Length	Height
40169	200 mm	40 mm
40170	250 mm	50 mm
40171	300 mm	60 mm



Teak and chrome-plated bronze bollard

Ref.	Teak bar		Chrome-plated holder		Spares	
	Length	Bar Ø	Overall Height	Holder base Ø	Teak bar	Holder
13787	250 mm	29 mm	63 mm	46 mm	13793	13789
13788	350 mm	39 mm	100 mm	65 mm	-	13790

Camcleats



Polyamide camcleat

Sheet Ø	Ref.	Hole spacing	Ø screws
10 mm	181437	30 mm	4 mm
6-12 mm	181438	40 mm	5 mm
10-14 mm	181439	50 mm	5 mm

Accessories common to polyamide and Kevlar cleats



A. Top fairlead

Hoop-type fairlead : black composite top, stainless steel reinforced.

B. Roller-type front fairlead

Enables the cleat to be locked and released from a variety of angles. Rollers in stainless steel to prevent wear. Construction in black composite material and stainless steel.

For sheet Ø	Top fairlead A	Roller front fairlead B	St. steel fairlead C	For "K"-camcleat
10 mm maxi	29381	29384	27531	27522
6 - 12 mm	29382	29385	27532	27523
10 - 14 mm	29383	29386	27533	27524

K-cam, Kevlar camcleat

The ultimate hard wearing, high load, lightweight camcleats, "K"-cleats are manufactured from a Kevlar/Zytal composite. The tooth design allows for easy rope entry and high load capacity.

Sheet Ø	Ref.	Hole spacing	Fastening screws
10 mm	27522	30 mm	4 mm
6 - 12 mm	27523	40 mm	5 mm
10 - 14 mm	27524	50 mm	5 mm

Special cleats



Stanchion cleat **29476**

A neat fitting designed to clamp over stanchions or pulpit/pushpit rails. Accepts stanchions or rails from 20 to 30 mm diameter. Sturdy construction : stainless steel and glass reinforced polyamide. Fits in seconds without any modification to the stanchion. Length of cleat : 111 mm.



Shroud cleat

Designed to clamp over wires up to Ø 8 mm.

Ref.	Description
A 14353	For flag halyards etc.
B 181278	Features an eye opening for stowage of halyard shackles.

Sliding track mounting cleat

For 25 mm "T" tracks.

Cleat type	Ref.	Length	Track
Polyamide	14349	165 mm	25 mm
	14350	200 mm	25 mm

Fairleads

Stainless steel fairleads



Version	Ref.	Length	Hole centres	Rope Ø	Screw Ø
A Straight	413261	126 mm	99 mm	25 mm	4 mm
	413262	151 mm	125 mm	40 mm	5 mm
B Handed*	478132	115 mm	85 mm	20 mm	4 mm
	478133	148 mm	102 mm	22 mm	6 mm
C Handed*	13797	115 mm	84 mm	17 mm	4 mm

*Sold in handed port and starboard pairs

Anodised aluminium straight fairlead

Straight fairlead, equally suitable for port and starboard. (sold by the unit)



Ref.	Length	Hole centres	Rope Ø	Screw Ø
61724	140 mm	60/60 mm	15 mm	5 mm
61725	170 mm	75/75 mm	20 mm	6 mm

Chromed brass fairleads



Version	Ref.	Length	Hole centres	Rope Ø	Screw Ø
A Straight inclined	400078	110 mm	67 mm	14 mm	4 mm
	400705	110 mm	85 mm	12 mm	4 mm
	401608	150 mm	124 mm	18 mm	4 mm
B Handed*	401609	200 mm	165 mm	22 mm	5 mm
	401612	250 mm	207 mm	25 mm	6 mm
	401615	300 mm	120 mm	32 mm	14 mm

*Sold in handed port and starboard pairs

Polyamide handed fairleads

Ref.	Length	Hole centres	Rope Ø	Screw Ø
44417	120 mm	94 mm	12 mm	4 mm
44420	150 mm	125 mm	16 mm	5 mm


Sold in handed port and starboard pairs.

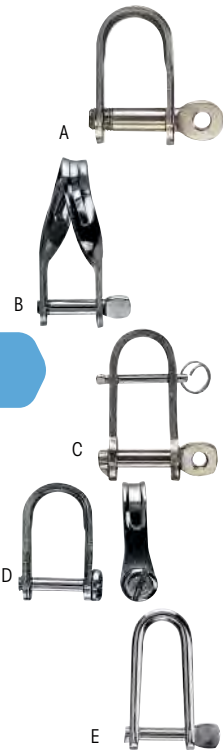


Shackles

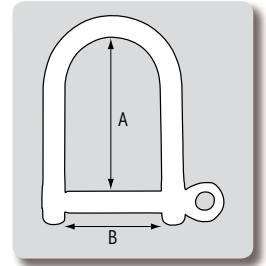
St. steel shackles

Flat shackles, 304 AISI st. steel


Ø	Ref.	A	B	Break load	SWL	
A - D-shape						
5	16752	15	10	500	250	2 (x2)
5	16760	17	12	1000	500	2
5	16762	24	16	1000	500	2
5	16761	25	13.5	1200	500	2
5	16763	36	16	1200	500	2
6	13682	25	15	2000	830	2
8	13683	30	20	3000	1250	2
B - Twisted						
5	16758	33	12	1200	500	2
6	13693	38	14	2000	830	2
C - With bar						
6	13688	48	18	1500	625	2
8	13689	44	20	2000	830	2
D - With screw-type pin						
4	13690	15	11	600	250	2 (x2)
5	13691	24	14	1000	500	2
E - Automatic						
5	16759	36	15	1200	500	2
6	13687	48	18	1200	500	2
8	13686	44	20	2700	1000	2




Dimensions in mm
Loads in kg
SWL : Safe Working Load




Forged shackles, 316 AISI st. steel

Ø	Ref.	A	B	Break load	SWL	
A - D-shape						
4	29749	14	8	800	160	2 (x2)
5	29750	17	10	1200	250	5
6	29751	21	12	1600	375	5
8	29752	28	16	2800	625	2
10	29753	35	20	4500	1000	2
12	29754	42	24	6800	1500	2
16	29755	48	28	12000	2750	1
B - Long						
4	29756	30	8	800	160	2 (x2)
5	29757	37	10	1200	250	2
6	29758	45	12	1600	375	2
8	29759	60	16	2800	625	2
10	29760	75	20	4500	1000	2
C - Bow						
4	29766	16	8	800	160	5 (x2)
5	29767	20	10	1200	250	5
6	29768	24	12	1600	375	5
8	29769	32	16	2800	625	5
10	29770	40	20	4500	1000	5
12	29771	48	24	6800	1500	1
14	400640	48	28	9450	2100	2
16	29772	64	32	12000	2750	1
20	400575	66	38	16800	3750	2
D - Automatic						
5	16729	37	14	1100	500	2 (x2)
6	16730	43	16	1400	700	2
8	16731	59	21	2600	800	2
E - Auto + bar						
5	16802	36	14	900	400	2
6	16803	43	16	1300	600	2
8	16804	59	21	2500	700	2
F - Twisted						
4	29761	23	8	800	160	2 (x2)
5	29762	28	10	1200	250	2
6	29763	33	12	1600	375	2
8	29764	44	16	2800	625	2
10	29765	55	20	4500	1000	2
G - Wide opening						
5	25679	35	20	1000	350	2 (x2)
6	25680	42	25	1400	500	2 (x2)
8	25681	55	32	3500	900	2
10	25682	70	40	5200	1400	2
H - Shackle, allen head pin						
6	25683	19	12	1800	1000	2 (x2)
8	25684	30	16	4300	1700	2
10	25685	33	20	5700	2500	1
12	25686	40	24	8000	3800	2



With captive pin

Features two threads : one to introduce the pin into the shackle, and the second to close the shackle.
When you open the shackle, the pin drops onto the second thread.
The only possible way to remove the pin is to unscrew it completely, hence a very limited risk of losing the pin.

Ø	Ref.	A	B	Break load	SWL	
A - D-schackle, standard						
4	16738	15	8	1050	450	2 (x2)
5	16739	17	10	1500	600	2
6	16740	19	12	1800	1000	2
8	16741	30	16	4300	1700	2
10	16742	33	20	5700	2500	2
12	25692	40	24	8000	3800	2
B - With captive pin						
4	16743	30	8	1000	400	2
5	16744	38	10	1500	600	2
6	16745	45	12	1800	900	2
8	16746	58	16	4300	1700	2
10	25691	70	20	5700	2500	2
C - Bow						
4	422095	16	8	850	300	10
5	422108	20	10	1000	250	10
6	422109	24	12	1500	375	10
8	422113	32	16	2900	725	10
10	422125	40	20	4300	1075	10
12	422137	48	24	6000	1500	5

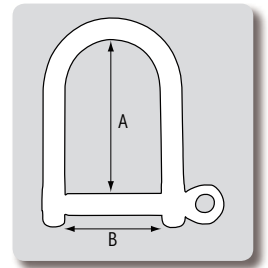




316 L st. steel



Dimensions in mm
Loads in kg
SWL : Safe Working Load



D-shackle



Ø	Ref.	A	B	Break load	SWL	
Self-locking						
4	100710	13	8	560	112	10
5	100711	16	10	800	160	10
6	100712	20	12	1280	256	10
8	100713	26	16	2160	432	10
10	100714	33	20	3440	682	5
12	100715	39	24	4800	960	5
14	415058	47	28	6400	1280	1
Captive pin						
5	401501	16	10	1200	240	10
6	401502	20	12	1760	352	10
8	401503	26	16	2880	576	10
10	401504	33	20	4160	832	5
12	401505	39	24	5600	1120	5
High resistance						
12	403704	39	24	8000	1600	1
16	416924	56	32	15200	3040	1

Bow shackle



Ø	Ref.	A	B	Break load	SWL	
Self-locking						
4	100716	18	8	560	112	10
5	100717	23	10	800	160	10
6	100718	28	12	1200	240	10
8	100719	37	16	2160	432	10
10	100720	47	20	3440	688	5
12	409471	55	24	4800	960	5
16	415076	70	32	8800	1760	1
Captive pin						
4	400650	18	8	800	160	10
5	400649	23	10	1200	240	10
6	400652	27	12	1760	352	10
8	400653	37	16	2880	576	10
High resistance						
8	403738	37	16	3520	704	1
10	403745	47	20	6000	1200	1
12	403746	55	24	8000	1600	1
14	416955	63	28	11200	2240	1
16	403747	70	32	15200	3040	1
20	403748	80	40	22400	4480	1

Wide opening shackle



Ø	Ref.	A	B	Break load	SWL	
Self-locking						
5	416914	36	20	880	176	10
6	416915	42	25,5	1200	240	10
8	416916	57	32	2160	432	5
10	416917	72	40	3200	640	5

Long D-shackle



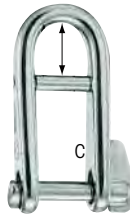
Ø	Ref.	A	B	Break load	SWL	
Self-locking						
4	100725	22	8	560	112	10
5	400925	29	10	800	160	10
6	400926	33	12	1280	256	10
8	100728	45	16	2160	432	10
10	100729	55	20	3440	688	5
Captive pin						
6	401508	46	12	1760	352	10

Twisted shackle



Ø	Ref.	A	B	Break load	SWL	
Self-locking						
5	100721	26	10	480	96	10
6	100722	30	12	600	120	10
8	100723	40	16	1000	200	10
10	400923	50	20	1440	288	5

Key pin shackle



Ø	Ref.	A	B	C	Break load	SWL	
No bar							
5	100730	37	13	-	880	176	10
6	100731	45	16	-	1200	240	10
8	100732	60	21	-	1840	368	10
With bar							
5	100733	37	13	12	960	192	10
6	100734	45	16	15	1360	272	10
8	100735	60	21	20	2000	400	10
HR* with bar							
5	422200	37	13	12	1200	240	10
6	422201	45	16	15	1760	352	10
8	422202	59	21	20	2560	512	10

Hex axis shackle

316 st. steel shackle. Hex axis.
Allen key locking.

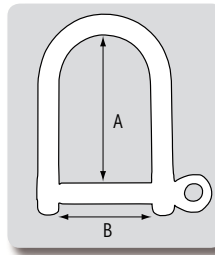


Ø	Straight shackle	A	B		Bow shackle	A	B	
6	422169	42	25,5	5	417032	27	12	10
8	100709	26	16	10	417034	37	16	10
10	402546	33	20	5	417035	47	20	5
12	422167	39	24	5	417038	55	24	5

*HR shackles (High Resistance) are recommended for mainsail halyards.

Galvanised steel shackles

Dimensions in mm
Loads in kg
SWL : Safe Working Load



Bow	Ø	Ref.	A	B	Break load	SWL
5		55176	19.5	10	320	80
6		55177	24	12	400	100
8		55178	32	16	800	200
10		55179	40	20	1300	320
12		55180	49	25	2000	520
14		55181	59	28	2800	650
16		55182	64	32	3200	800
20		401542	80	38	4400	1100
22		401543	85	44	6000	1500
25		401544	100	50	8400	2100
28		401545	116	56	12000	3000
32		401546	129	64	14000	3500




D-shape



Ø	Ref.	A	B	Break load	SWL
5	55169	19	10	320	80
6	55170	24	12	400	100
8	55171	32	16	800	200
10	55172	40	20	1300	320
12	55173	48	25	2000	520
14	55174	56	28	2800	650
16	55175	64	32	3200	800

Shackle keys

316 stainless steel.
A : **16675**
B : **400848**



Shackles for harbour or marina equipment and beach marking buoys, up to 45 mm in size, for loads up to 35 tons : see page 178

Galvanised joining link



Wide-opening shackle links



Ø wire	Ref.	Opening	Useful load	Break load
5	414134	13	250	1250
6	414135	14.5	350	1750
8	414136	17.5	650	3250
10	414137	20.5	1000	5000

Shackle links



Ø wire	Ref.	Opening	Useful load	Break load
6	414130	7.5	400	2000
8	414131	11	700	3500
10	414132	12	1100	5500
12	414133	15	1500	7500
14	413418	17	2200	11000

316 st. steel link

Shackle links



Ø wire	Ref.	Opening	Useful load	Break load
3	414633	4	160	800
4	400654	5.5	280	1400
5	400655	6.5	450	2250
6	400656	7.5	650	3250
8	400657	11	1100	5500
10	400658	12	1800	9000
12	400659	15	2500	12500

Wide-opening shackle link



Ø wire	Ref.	Opening	Useful load	Break load
4	413222	11.5	250	1250
5	413223	13	400	2000
6	413224	14.5	580	2900
7	413225	16	800	4000
8	413226	17.5	980	4900
10	413227	20.5	1600	8000

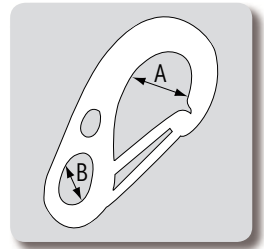
Delta shackle link



Ø wire	Ref.	Opening	Useful load	Break load
5	414138	6.5	325	1625
6	414139	7.5	450	2250
8	414140	10	770	3850
10	414141	12	1250	6250

Hooks

Dimensions in mm.
Loads in kg.
SWL : Safe Working Load.
HR : High Resistance.



316 st. steel carbine hooks

Model	Ref.	Length	Stock Ø	Break load	SWL
A Without eye	29734	50	5	500	75
	29735	60	6	600	138
	29736	70	7	650	158
	29737	80	8	750	188
	29738	100	10	1000	263
B With captive eye	29739	120	12	1150	375
	29740	60	6	600	138
	29741	80	8	750	188
	29742	100	10	1000	263
	29743	120	12	1150	375

St. steel snap hooks with eye



Model	Ref.	Length	Ø A	Ø B	Stock Ø	Break load	SWL
A Carbine, symmetric	409783	60	10	7	6	600	360
	409784	80	13	11	8	1300	880
	402491	100	15	13	10	2500	1200
	409785	120	21	16	12	3600	1360
	409786	60	11	7	6	800	400
B Carbine, asymmetric	409787	80	15	11	8	1500	960
	409788	100	18	13	10	2500	1320
	409789	120	24	16	12	4500	1440
	409798	170	30	20	12	4500	1440
C Safety snap hook in HR 17.4 Ph st. steel	409781	75	12	10	-	1600	880
	409782	100	17	14	-	4000	1680
D Safety snap hook	16714	50	8	6	-	300	200
	16715	75	12	13	-	700	480
	16716	100	16	10	-	1500	1120
E Swivel, 316 L st. steel forged	403884	70	8	13	-	300	200

316 st. steel carbine hooks



Ref.	Length	Ø A	Ø B	Ø fil	Break load	SWL
A Without eye	401556	50	7	8	5	120
	401557	60	8	8.5	6	120
	401558	72	10	10.5	7	180
	401559	80	10	11.5	8	800
	401560	103	15.5	14	10	1200
B With captive eye	401561	121	17	17	10.5	2000
	401562	50	7	6	5	120
	401563	60	8	7	6	120
	401564	72	10	9	7	180
	401565	80	10	10	8	800
C Without eye	401566	103	15.5	12	10	1200
	401567	121	17	15	10.5	2000
	415839	100	14	14	10	1200
415840	120	20	17	11	2000	

316 st. steel carbine hooks with screw sleeve



Model ref. 401594 is EC (EN362/B) certified.

Model	Stock Ø	Ref.	Length	Ø A	Ø B	Break load	SWL
A Symmetric	10	401572	100	11.5	15	1200	350
B Asymmetric	11	401594	124	22	18	2800	700

Chrome plated snap hooks

Model	Material	Ref.	Length
A With fixed eye	Chromed bronze	400639	48
B Swivel	Chromed bronze	400633	53

Galvanised steel asymmetric carbine hooks



Stock Ø	Ref.	Length	Ø A	Ø B	Break load
8	408048	85	18	12	900
10	408049	100	19	13	1700
11	400681	125	26	18	2200

Snap shackles

Dimensions in mm.
Loads in kg.
SWL : Safe Working Load.
HR : High Resistance.



Snap shackles with fixed eye

	Material	Ref.	Length	Break load	SWL
A	Bronze	27036	40	380	200
		27037	50	490	250
		27038	60	600	300
		27039	70	950	500
B	316 st. steel	29896	50	1500	700
		29897	70	2200	1000



Snap shackles with swivel eye

	Material	Ref.	Length	Break load	SWL
A	Bronze	27041	75	600	300
		27043	115	1250	600
		29898	70	1500	700
B	316 st. steel	29899	87	2200	1000
		29900	128	3500	1300

Snap shackle with clevis pin swivel

316 st. steel.

Length	Ref.	Hook useful Ø	Shackle useful Ø
70	423709	12	12
87	423710	16	13
128	423711	22	16

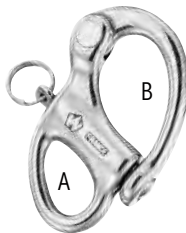


Snap shackle with fixed eye

- Forged in HR 17.4 Ph grade st. steel.
- The plunger pin is set captive into the hook and cannot become detached.
- Easy to open by pulling the plunger pin (possibility to add a lanyard).

Length	Ref.	Ø A	Ø B	Break load	SWL
35	415654	8	6	400*	160
50	100700	16	10	HR : 2000	960
70	100701	21	13	HR : 3000	1280

*Model in 316 L st. steel, not HR.



Snap shackle with swivel eye

- Forged in HR 17.4 Ph grade st. steel.
- Free rotation of the snap shackle thanks to the swivel eye.
- The plunger pin is set captive into the hook and cannot become detached.
- Easy to open by pulling the plunger pin (possibility to add a lanyard).

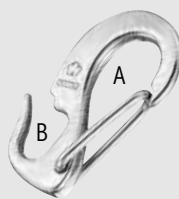
Length	Ref.	Ø A	Ø B	Break load	SWL
70	400813	16	11	2000	960
90	100703	21	14	3700	1280
120	100704	26	21	7000	2800



"Knock-on" sail snap

- "One hand" sail snap forged in 316 L st. steel.
- Perfect to hoist a storm jib or a staysail.
- Easy to install (single handed operation).
- Top reliability : never jams.


Model	Ref.	Length	Ø A	Ø B	Break load	SWL
With swivel, standard bail	400833	50	7.5	6.5	300	160
With swivel, large bail	400834	65	11	10	550	400



Swivel snap shackle with clevis pin

- Forged in HR 17.4 Ph grade st. steel.
- Free rotation of the snap shackle thanks to the swivel eye.
- The plunger pin is set captive into the hook and cannot become detached.
- Easy to open by pulling the plunger pin (possibility to add a lanyard).

Length	Ref.	Ø A	Ø B	Shackle useful width	Pin Ø	Break load	SWL
70	402486	16	15	12	6	1600	800
90	400816	21	17	11	7	3800	1280
120	100705	26	27	18	11	7000	2400



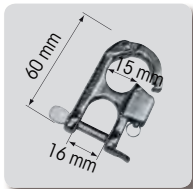
Special hooks



Quick release snap shackle

- Forged in HR 17.4 Ph grade st. steel.
- Easy opening by pulling the lanyard.
- Ideal for sheets (genoa, spinnaker,...).
- Free rotation of the snap shackle thanks to the swivel.

Model	Ref.	Length	Hook useful Ø	Eye useful Ø	Break load	SWL
Standard bail	411859	70	14	11	1500	880
	411861	110	25	16	4200	2400
	411852	130	30	20	6300	3200
	411853	150	34	24	9000	5200
Large bail	400808	90	16	23	2000	1280



Quick release snap hook 31452

- 316 AISI stainless steel.
- Compulsory for the practice of water-skiing or wakeboard.
- Not suitable for kitesurfing.
- Break load : 800 kg.
- SWL : 150 kg.



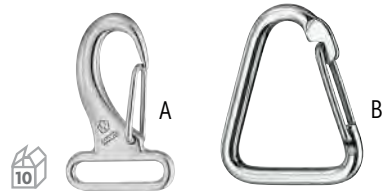
Webbing snap hooks

Material	For webbing	Ref.	Length	SWL
Chrome bronze	A 28 (max.thickn.8)	400629	55	10
	B 22 (max.thickn.5)	400641	62	10



Webbing snap hooks

316 L. Stainless steel.



For webbing	Ref.	Length	Ø A	Stock Ø	SWL	Breaking load
30	A 403788	60	8	-	60	300
40	B 414316	80	13	8	240	1200

Chromed brass plate snap hook



Length	Ref.	Useful Ø	Width	Height
35	400628	8	30	25
42	409996	13	37	33

Swivels



316 st. steel swivel

Stock Ø	Ref.	Length	Break load	Useful width
6	422008	66	14.7	1200
8	422009	94	20.5	1900
10	422011	118	24	3500
16	422018	188	38	8500

Dimensions in mm.
Loads in kg.
SWL : Safe Working Load.
HR : High Resistance.

St. steel swivels

Forged in HR 17.4 Ph grade st. steel. 2 shackles.



Ref.	Length	Shackle useful height	Shackle useful width	Pin Ø	Break load	SWL	Features
A 414641	80	17	11	8	2800	1440	With self-locking pin
414642	120	27	18	10	5000	2000	With self-locking pin
B 403882*	60	13	12	6	1400	720	For dinghies and low load applications (tiller extensions...)

*Fork-fork swivel in 316 L st. steel cambered plate - not HR, not forged.

Access & storage hatches



Developed by the Plastimo R & D, a range of hatches which combines easy installation for the boatbuilder and optimised space for the crew's comfort.



**OPENS THROUGH 180°
OR WIDE OPEN WITH
REMOVABLE HATCH TOP**




Take-apart hatch top, ideal when height does not allow full vertical opening : with the specific hinge design, a 5° opening angle is enough to allow the hatch top to separate from the lower frame and provide a wide open access.



Optional locks



All hatches are supplied with a set of 2 hinges offering two mounting possibilities : classic 180° opening or take-down hatch.



Hatch top easily removed while deck frame remains intact on deck.

Exclusive : the honeycomb structure inside the hatch provides **optimum rigidity**. Supports a 130 kg person with no distortion or mechanical strain.



Plastimo meets the needs of boatbuilders and retro-fit yards

With two sets of hinges supplied as a standard feature, the Plastimo hatch offers two mounting alternatives to accommodate the installation environment :

- Enough height available : hatch opening through 180°.
- Limited height, not enough to open up : hatch can slide horizontally and be removed.

Easy maintenance : should the hatch be replaced, all you need to do is unclip the hatch.

No need to remove or replace the deck frame (saving lots of labour time and watertightness operations).



Hatches certified when mounted in zones IIa, A, B, C and D, on sail and power boats.



With storage box

With optional locking kit

Construction in high grade ASA for durability and resistance :

- Impervious to UV.
- Excellent mechanical resistance, enhanced by the honeycomb structure inside the hatch.
- Walkable : resists 130 kg load with no distortion at all.
- Opening through 180°.
- Deck or wall mount.
- EPDM rubber gasket for perfect watertightness.
- Supplied with a set of 2 hinges allowing different installation alternatives : classic articulated hinge opening through 180°, or specific hinge making the hatch removable.

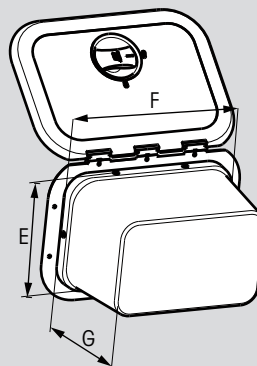
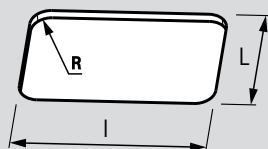
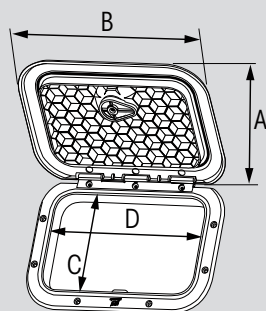


Dimensions in mm.

Description	White	Grey	Black	A x B	C	D	E	F	G	Cut-out L x I - R	Handle(s)
Hatch	62104	64790	64806	270 x 373	187	290	197	300	-	202 x 305 - 42	x 1
Hatch + storage	62106	64792	64808	270 x 373	187	290	204	307	190	212 x 312 - 43.5	x 1
Hatch	62112	64786	64802	373 x 373	290	290	300	300	-	305 x 305 - 42	x 1
Hatch + storage	62114	64788	64804	373 x 373	290	290	307	307	260	315 x 315 - 47	x 1
Hatch	65889	66525	66526	315 x 440	231	356	241	366	-	247 x 372 - 42	x 2
Hatch	65888	66523	66524	243 x 606	160	523	170	533	-	175 x 538 - 42	x 2
Hatch	62108	64794	64810	357 x 606	274	523	284	533	-	289 x 538 - 42	x 2
Hatch + storage	62110	64796	64812	357 x 606	274	523	291	540	300	295 x 545 - 42.5	x 2
Hatch	62116	64798	64814	458 x 513	375	430	385	440	-	390 x 445 - 42	x 2
Hatch + storage	62118	64800	64816	458 x 513	375	430	392	447	450	400 x 455 - 47	x 2

Option

Locking kit



Cut out dimensions & drilling templates on www.plastimo.com

Round deck plates



65392



65394



65396

Screw-out round deck plates

Black ASA, smooth cover. Watertight gasket included.

Model	4"	5"	6"
Ref.	65392	65394	65396
Overall Ø	160 mm	185 mm	210 mm
Useful Ø	106 mm	128 mm	153 mm
Cut-out Ø	112 mm	141 mm	165 mm



65391



65393



65395

Screw-out round deck plates

White ASA, smooth cover. Watertight gasket included.

Model	4"	5"	6"
Ref.	65391	65393	65395
Overall Ø	160 mm	185 mm	210 mm
Useful Ø	106 mm	128 mm	153 mm
Cut-out Ø	112 mm	141 mm	165 mm



65397

65398

Flushmount deck plates

White ASA, smooth cover. Watertight gasket included.

Model	7"	9"
Ref.	65397	65398
Overall Ø	268 mm	313 mm
Useful Ø	184 mm	235 mm
Cut-out Ø	215 mm	265 mm

Round deck plates

ISO 11812 & 12216 compliant* deck plates

- ISO 11812 : Watertight cockpits and quick-draining cockpits (small crafts)
 - ISO 12216 : Resistance and watertightness of windows, portholes, doors and hatches (small crafts)
- *except models 27354 et 27355



Screw-out deck plates, standard ring

Watertight gasket included.

Model	4"	6"	8"
White polypropylene, smooth cover	27350	27357	-
White polypropylene, non-skid cover	27365	27365	-
White ABS, smooth cover	-	27356	65249
White ABS, non-skid cover	-	27361	-
White ABS ring, transparent polycarbonate cover	93145	-	93171
Dimensions	Overall Ø 156 mm Useful Ø 102 mm Cut-out Ø 114 mm	Overall Ø 206 mm Useful Ø 152 mm Cut-out Ø 165 mm	Overall Ø 254 mm Useful Ø 194 mm Cut-out Ø 216 mm

Screw-out deck plates, thin ring

Watertight gasket included.

Model	4"	6"
White polypropylene, smooth cover	27352	27359
White polypropylene, non-skid cover	27353	27360
White ABS, smooth cover	93149	-
Dimensions	Overall Ø 143 mm Useful Ø 102 mm Cut-out Ø 114 mm	Overall Ø 194 mm Useful Ø 152 mm Cut-out Ø 165 mm



Twist-out deck plates

White ABS, self-aligning cover.
Overlapping cover conceals fastener

27354



With removable nylon storage bag.



Model	4"	5"	6"
Deck plate alone, no bag	-	27354	-
Deck plate with removable nylon bag, 30 cm deep	27351	27355	27358
Dimensions	Overall Ø 156 mm Useful Ø 102 mm Cut-out Ø 114 mm	Overall Ø 178 mm Useful Ø 127 mm Cut-out Ø 140 mm	Overall Ø 206 mm Useful Ø 152 mm Cut-out Ø 165 mm

Deck hatches & Portlights



Deck hatches

The range of Plastimo deck hatches combines optimum watertightness, easy installation and stylish looks :

- satin-finish aluminium frame and grey acrylic glass,
- invisible hinges,
- one-piece aluminium lid with a thick frame section to provide optimum rigidity,
- deck-hugging lid height, as slim as 19 mm to accommodate teak decks.



Opening device

The ergonomic shape of the handles allows comfortable space for an excellent prehension. They feature a lock catch which prevents breaking in from outside. No need to fit any other locking system from outside.



All models are equipped with adjustable stay. Adjustable opening is as simple as releasing the stay to obtain the right position. Aluminium hinges.

Navigation	Features	Lid	Lower frame	Assembly	CE areas for location onboard
Coastal or blue water cruising	Deck-hugging profile, opens outwards with stays	Extrusion	Extrusion	With screws	II, III & IV All categories

Areas on board as per 94/25 EC standard of 16 June 1996 :

- Zone I : hull above waterline
- Zone II : deck, coachroof, cockpit and transom
- Zone IIb : hull sections other than area I
- Zone III : superstructure, deck and cockpit
- Zone IV : cockpit and deck, rear sides of superstructure.

Aluminium / acrylic deck hatch

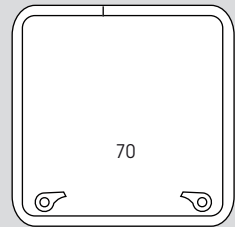
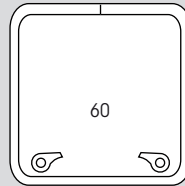

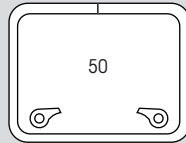
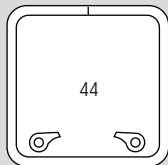
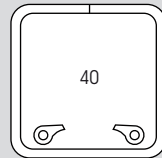
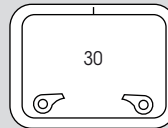
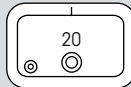
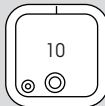
Sizes available are standards commonly installed by the industry on mass production boats.

- Acrylic thickness 10 mm
- Telescopic stay
- Aluminium hinges
- Height below deck : 15 mm
- Radius 42.5 mm (1.7").

Hatches must be mounted on a flat surface, allowing ± 1 mm clearance.



Sizes 44, 60 and 70 are suitable and **regulation-compliant for use as escape hatches** (zone 2b).



Size	Ref.	External dimensions		Internal dimensions		Cut-out dimensions		Weight kg
		mm	in.	mm	in.	mm	in.	
00	63881	271 x 271	10.7 x 10.7	209 x 209	8.2 x 8.2	211 x 211	8.3 x 8.3	2.1
03	63882	291 x 236	11.5 x 9.3	229 x 174	9.0 x 6.8	231 x 176	9.1 x 6.9	2.2
10	63883	320 x 320	12.6 x 12.6	258 x 258	10.1 x 10.1	260 x 260	10.2 x 10.2	2.7
20	63884	407 x 262	16 x 10.3	345 x 200	13.6 x 7.9	347 x 202	13.7 x 8	3.1
30	63886	517 x 387	20.4 x 15.2	455 x 325	17.9 x 12.8	457 x 327	18 x 12.9	5.2
40	63887	481 x 481	18.9 x 18.9	419 x 419	16.5 x 16.5	421 x 421	16.6 x 16.6	5.8
44	63888	502 x 502	19.8 x 19.8	440 x 440	17.3 x 17.3	442 x 442	17.4 x 17.4	6.3
50	63889	567 x 437	22.3 x 17.2	505 x 375	19.9 x 14.7	507 x 377	20 x 14.8	5
54	63890	567 x 452	22.3 x 17.8	505 x 390	19.9 x 15.3	507 x 392	20 x 15.4	6.8
60	63891	567 x 567	22.3 x 22.3	505 x 505	19.9 x 19.9	507 x 507	20 x 20	7.4
70	63893	687 x 687	27 x 27	625 x 625	24.6 x 24.6	627 x 627	25 x 25	10.2

Option



Interior trim for deck hatch

- Size 0 : 65470
- Size 3 : 65471
- Size 10 : 64174
- Size 20 : 64175

- Size 30 : 64176
- Size 40 : 64177
- Size 44 : 64178
- Size 50 : 65472

- Size 54 : 64179
- Size 60 : 64180
- Size 70 : 65473

Portlights

- Satin-finish aluminium frame.
- Grey acrylic glass, 10 or 15 mm thick (13/32" or 19/32").
- Perfect watertightness with a one-piece thick frame section and a double contact seal system.
- One universal model accepts an extensive range of bulkhead or hull thickness : 5 to 33 mm (3/16" to 1" 1/4).
- Optimum visibility with handle positioned on lower part (2 handles on T.04 ref. 63898).



Navigation	Features	Lid	Lower frame	Assembly	CE areas for location onboard
Coastal or blue water cruising	Stylish design, large opening	Acrylic	Extrusion	Frame and backplate mounted from inside	IIb, III & IV Deck, roof and cockpit areas

Areas on board as per 94/25 EC standard of 16 June 1996 :

Zone I : hull above waterline

Zone II : deck, coachroof, cockpit and transom

Zone IIb : hull sections other than area I

Zone III : superstructure, deck and cockpit

Zone IV : cockpit and deck, rear sides of superstructure.



Easy mounting

Clever reversible backing plate helps covering an extensive range of bulkhead or hull thickness : 5 to 33 mm (3/16" to 1" 1/4).

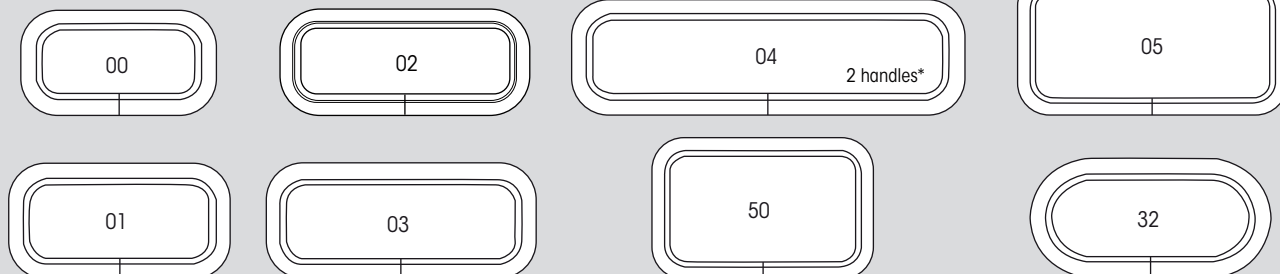
Opening device

Plastimo portlights feature adjustable friction hinges.

Twin handles even out the pressure all around the seal and thus guarantee an excellent watertightness.



Radius : all models have a 56 mm - 2.2" radius (except Size 32 : radius 87.5 mm - 3.4").



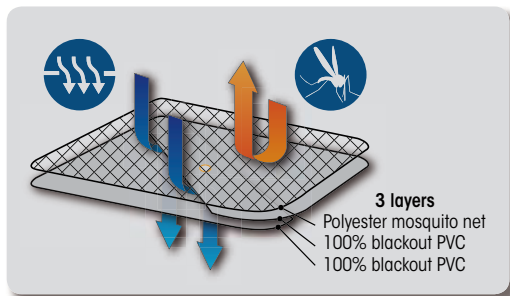
*1 handle on all models, except 2 handles on T.04 ref. 63898.

Shape	Size	Ref.	External dimensions		Internal dimensions		Cut-out dimensions		Acrylic thickness	Weight kg
			mm	in.	mm	in.	mm	in.		
Rectangular	00	63894	325 x 178	12.8 x 7	301 x 154	11.8 x 6	303 x 156	11.9 x 6.1	10 mm	1.8
	01	63895	369 x 193	14.5 x 7.6	345 x 169	13.6 x 6.6	347 x 171	13.7 x 6.7	10 mm	2
	02	63896	427 x 178	16.8 x 7	403 x 154	15.8 x 6	405 x 156	15.9 x 6.1	15 mm	2
	03	63897	451 x 193	17.8 x 7.6	427 x 169	16.8 x 6.6	429 x 171	16.9 x 6.7	15 mm	2.7
	04	63898	649 x 193	25.6 x 7.6	625 x 169	24.6 x 6.6	627 x 171	24.7 x 6.7	10 mm	3.8
	05	63899	451 x 266	17.8 x 10.5	427 x 242	16.8 x 9.5	429 x 244	16.9 x 9.6	15 mm	3.4
	50	63901	369 x 273	14.5 x 10.7	345 x 249	13.6 x 9.8	347 x 251	13.7 x 9.9	10 mm	3
Oval	32	63900	397 x 197	15.6 x 7.8	373 x 173	14.7 x 6.8	375 x 175	14.8 x 6.9	10 mm	2

Blackout blinds



Blinds for hatches, portlights or companionway for extra comfort on board : combination of blackout function, mosquito net and ventilation capability.



Blackout blind + mosquito net, for hatches and portlights

With only one product, you can create darkness in the cabin, keep mosquitoes and bugs away and maintain some ventilation inside. Pop-up mounting in a few seconds with no need for tools : simply use the magnet or suction cup on the hatch or portlight acrylic glass : every blind is supplied with magnet and suction cup for you to choose.

3-layer material: Two layers of blackout PVC and one layer of polyester mosquito net. A gap between PVC layers allows some air in, to help prevent condensation inside the boat.

If you wish to have a bigger airflow for an even more efficient ventilation, you should opt for the mosquito net (with no blackout capability).

6 universal sizes to fit most hatch and portlight sizes and brands.



2351330, open portlight



2351335, closed portlight

Model	Ref.	Blind dimensions	Application
FOR HATCH	2351305	350 x 350 mm	Acrylic glass 300 x 300 mm max
	2351310	600 x 600 mm	Acrylic glass 520 x 520 mm max
	2351320	600 x 600 mm	Acrylic glass with vent, 520 x 520 mm max
FOR PORTLIGHT	2351315	800 x 800 mm	Acrylic glass 720 x 720 mm max
	2351330*	230 x 490 mm	Acrylic glass 180 x 430 mm max
	2351335	300 x 700 mm	Acrylic glass 200 x 650 mm max

*Set of 2 blinds.



Every blind comes with a storage bag and suction cup + magnet.



Blackout blind + mosquito net for companionway

2351360

Create darkness in the cabin and keep mosquitoes and bugs away to enjoy the best sleep.

PVC material blinds, adapts to most companionways.

All-round elegant hemline contains a lead band (150 g/m) to create some ballast and keep the blind perfectly positioned at all times. Mounting is done in seconds, easily and with no need for tools : just attach the blind on top of the companionway with a couple of lanyards. Lift up the blind to enter the boat and let it fall down naturally in position.

- Dimensions : 900 x 1800 mm.
- Weight 900 g.
- Supplied with storage bag.

Mosquito nets



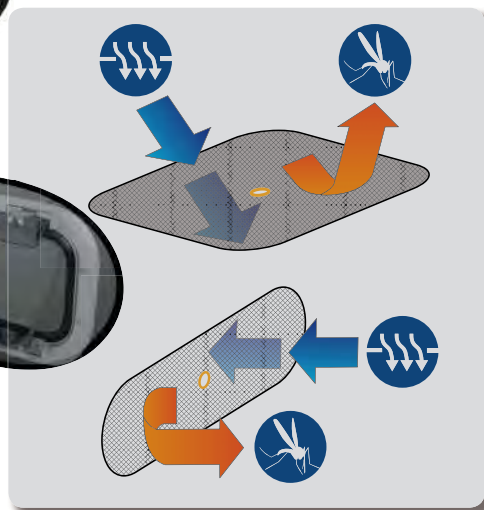
Mosquito net with fine mesh to keep the mosquitoes and smallest bugs away while maintaining optimal ventilation.



Indoor mosquito net for hatches and portlights

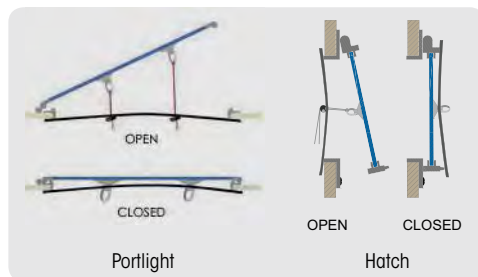
Pop-up mounting in a few seconds with no need for tools : simply use the magnet or suction cup on the hatch or portlight acrylic glass. Every mosquito net is supplied with magnet and suction cup for you to choose.

Fine mesh polyester to protect you against mosquitoes and tiny bugs. Less than 3 mm thickness inside the boat. Frame in chrome-plated steel, folds down to 1/3 of its deployed size. Ventilates the boat when hatch or portlight is open (reduces condensation and contributes to a comfortable temperature when mooring). 5 universal sizes to fit most hatch and portlight sizes and brands.



Model	Ref.	Mosquito net dimensions	Application
FOR HATCH	2351405	350 x 350 mm	Acrylic glass 300 x 300 mm max
	2351410	600 x 600 mm	Acrylic glass 520 x 520 mm max
	2351415	800 x 800 mm	Acrylic glass 720 x 720 mm max
FOR PORTHOLE	2351430*	490 x 230 mm	Acrylic glass 430 x 180 mm max
	2351435	700 x 300 mm	Acrylic glass 650 x 200 mm max

*Set of 2 mosquito nets.



Outdoor mosquito net for open hatch

• **2351716** : 720 x 720 mm

Polyester with very fine mesh. Throw-over easy installation on the open hatch. Small ballast along the hemline keeps the mosquito net well positioned.



Every mosquito net comes with a storage bag and suction cup + magnet.



Mosquito net for companionway

• **2351460** : Companionway door 900 x 1800 mm

• **2351741** : Companionway panel 1200 x 700 x 800 mm

Fine mesh polyester.

All-round elegant hemline contains a lead band (150 g/m) to create some ballast and keep the net perfectly positioned at all times.

Mounting is done in seconds, easily and with no need for tools : just attach the mosquito net on top of the companionway with a couple of lanyards. Lift up the net to enter the boat and let it fall down naturally in position.

Vents



Solar vent

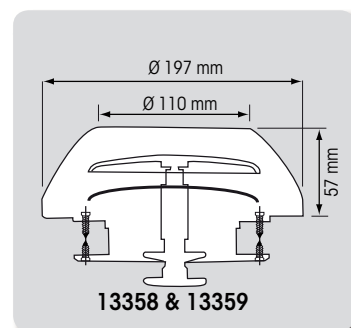
Ni-Cad battery. Run time : 30 hours.

Ref.	Air circulation capacity/hour	Overall Ø	Height	Drill Ø
175694	25 m ³	216 mm	70 mm	120 mm


Flat and mushroom vents



Ref.	Cover	Overall Ø	Height	Drill Ø	Features	Optional st. steel cover
A 416148	St. steel	115 mm	67 mm	80 mm	-	-
A 416149	St. steel	150 mm	54 mm	117 mm	-	-
B 413924	Plastic	148 mm	70 mm	100 mm	With insect screen. Hight closed : 30 mm.	-
C 13359	Plastic	197 mm	57 mm	95 mm	Simple and reliable, it ventilates 10 m ³ /hour. Streamline non-snag shape.	13360
C 13358	St. steel	197 mm	57 mm	95 mm	Closeable from inside.	

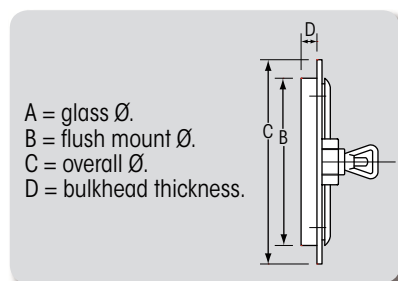


Decorative portlights



Polished brass portlight

Ref.	A	B	C	D
402382	125 mm	152 mm	182 mm	12 mm
402383	150 mm	175 mm	207 mm	12 mm
402387	168 mm	195 mm	264 mm	50 mm
402388	200 mm	235 mm	300 mm	50 mm
423951	350 mm	385 mm	470 mm	50 mm



St. steel portlight

Ref.	Exposed glass Ø	Overall Ø
416150	100 mm	165 mm
416152	150 mm	215 mm



Locking nuts for windshield **418100**

For opening windshield,
supplied with screws (in pairs).

Gas stays



Steel and stainless steel gas stays securing the opening or closing of all types of access and storage hatches, engine box, etc.

Self-cleaning Teflon® bond, with chromed or st. steel rod.

Length open	Load	Stroke	Ø Shell	Rod Ø	Steel*	St. steel**
254 mm	18 kg	76 mm	15 mm	6 mm	-	472192
381 mm	9 kg	140 mm	15 mm	6 mm	418305	472193
	27 kg				418304	472194
437 mm	14 kg	178 mm	15 mm	6 mm	418309	-
		132 mm	18 mm	8 mm	-	472195
508 mm	27 kg	203 mm	15 mm	6 mm	418291	472196

*End fitting : composite & metal.

**End fitting : composite.



End fitting on plain steel model

End fitting on st. steel model

Bracket for gas stay



Stainless steel holding bracket for gas stay features a blade to bolt and a ball that fits into the eye at the end of the gas stay.

Model	Reference
St. steel triangular bracket	472200
St. steel bracket, Small size	472198
St. steel bracket, Medium size	472199




472200



472198-199

Chromed brass stay

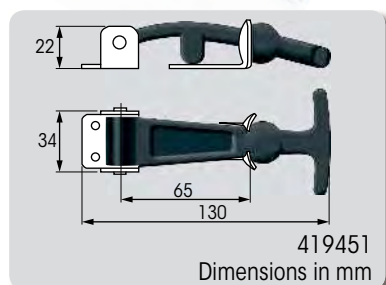


Model	Ref.	Dimensions	
A Telescopic	404189	Closed 320 mm - Open 500 mm	1
B Telescopic for quick fastening	418816	Closed 265 mm - Open 385 mm	1
C Notched for adjustable opening	403209	Thickn. 4 mm - Length 210 mm - Width 18 mm	2
	417840	Thickn. 4 mm - Length 280 mm - Width 18 mm	2

T-bar hatch fastener

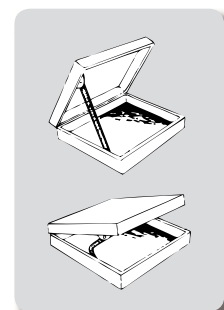

419451

304 stainless steel hatch holddown clamp. Neoprene rubber provides anti-rattle feature.



Hatch spring

304 st. steel spring.



Model	Ref.	Dimensions	
A With internal thread	404412	Length 320 mm - Ø 22 mm	1
B Without internal thread With L-shape support.	473483	Length 260 x Ø 14,5 mm	1
C Without internal thread	13860	Length 210 mm - Ø 11 mm	4
	51541	Length 260 mm	2

Deck fillers

- Criteria to consider when selecting a deck filler :
- Intended use : water, petrol, diesel or waste water.
 - Hose diameter (Ø 38.51 mm...).
 - Deck construction material.
 - Performance and durability.
 - Design and styling : as a visible piece of equipment, the deck filler contributes to the overall style of the deck.



St. steel deck filler for waste water 62086

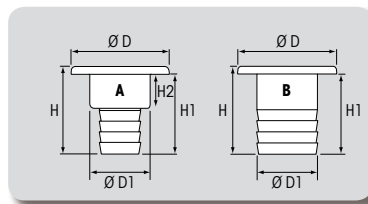
Ø. 38 mm. ISO 8099 compliant.

St. steel deck fillers



St. steel deck fillers, st. steel caps

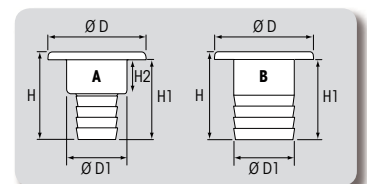
316 stainless steel. Key included.



Model	Hose Ø	Ref.	H	H 1	H 2	Ø D	Ø D 1	Spare cap	Spare key
Water	38 mm / 1½"	48705	84 mm	76 mm	20 mm	75 mm	45 mm	48750	48830
	51 mm / 2"	48706	89 mm	82 mm	-	89 mm	51 mm	48829	48831
Waste	38 mm / 1½"	48707	84 mm	76 mm	20 mm	75 mm	45 mm	48750	48830
	51 mm / 2"	48708	89 mm	82 mm	-	89 mm	51 mm	48829	48831
Petrol	38 mm / 1½"	48747	84 mm	76 mm	20 mm	75 mm	45 mm	48750	48830
	51 mm / 2"	48749	89 mm	82 mm	-	89 mm	51 mm	48829	48831
Diesel	38 mm / 1½"	48746	84 mm	76 mm	20 mm	75 mm	45 mm	48750	48830
	51 mm / 2"	48748	89 mm	82 mm	-	89 mm	51 mm	48829	48831

Aluminium deck fillers

Water : blue cap.
Fuel : red cap.
Waste : black cap.



Aluminium deck fillers, plastic caps

Cap with locking lever.

Model	Hose Ø	Ref.	Features	H	H 1	H 2	Ø D	Ø D 1	Spare cap
Water	38 mm / 1½"	- 16799	Polyamide cap	70 mm	53 mm	24 mm	82 mm	45 mm	26330
Waste	38 mm / 1½"	A 13919	Polyamide cap	70 mm	53 mm	24 mm	82 mm	45 mm	26332
	38 mm / 1½"	- 16798	Polyamide cap	70 mm	53 mm	24 mm	82 mm	45 mm	26331
Fuel		B 421948	Anodised aluminium, plastic cap	73 mm	65 mm	28 mm	85 mm	48 mm	-
		- 421951	Anodised aluminium, plastic cap	73 mm	65 mm	-	85 mm	51 mm	-
	51 mm / 2"	- 10380	Polyamide cap	80 mm	73 mm	-	85 mm	51 mm	26331

Plastic deck fillers

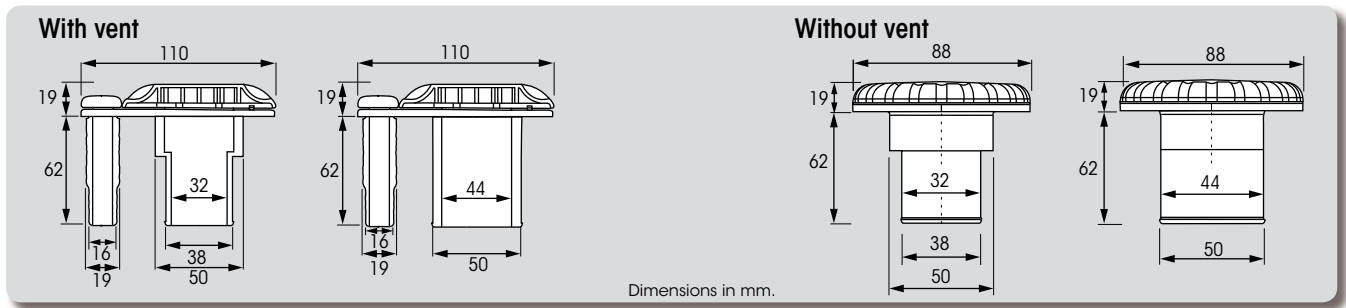
Glass reinforced plastic deck fillers

Captive plug and gasket.



With vent	Colour	Ref.	Hose Ø
Fuel	White	62191	38 mm - 1" ½
		62195	50 mm - 2"
	Chrome	62193	38 mm - 1" ½
		62197	50 mm - 2"
Water	White	62199	38 mm - 1" ½
	Chrome	62201	38 mm - 1" ½

Without vent	Colour	Ref.	Hose Ø
Fuel	White	62190	38 mm / 1" ½
		62194	50 mm - 2"
	Chrome	62192	38 mm / 1" ½
		62196	50 mm - 2"
Water	White	62198	38 mm - 1" ½
	Chrome	62200	38 mm - 1" ½



Econab deck filler

Anti-overflow, environment friendly deck filler. Designed to prevent fuel spillage through a boat's vent hole. Complies with EN ISO 11105 standards on fuel engine compartments and/or fuel tanks ventilation.

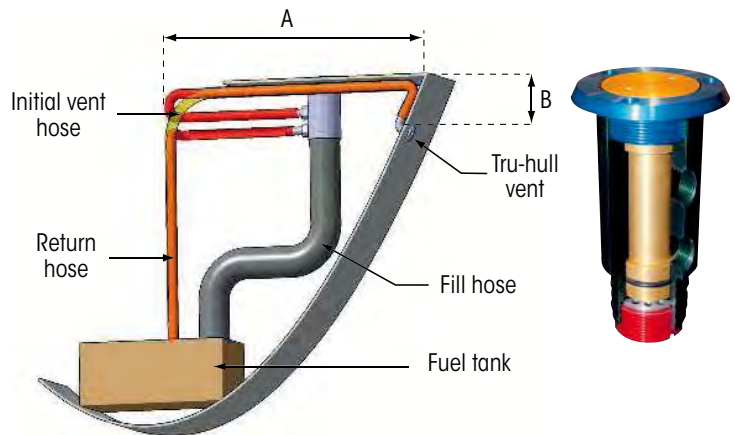


EN ISO 11105
Compliant



Vent installation with Econab

Installation must respect the initial circuit route, preserving the A and B dimensions. The vent connections must be positioned on the opposite side of the thru-hull vent.



Accessory

- St. steel winch key **61804**

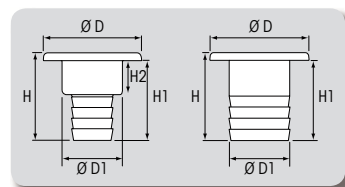


Econab diesel filler

58556

- Prevents fuel spillage, vapours and stains.
- Can be fitted to all types of boats, either new or second hand.
- Features an anti-theft device.
- Can replace any standard deck filler.
- Corrosion-free : aluminium filler with anodised coating.
- Lighter in weight : weighs approx. 700 g.

Chrome-plated bronze



Chrome-plated bronze deck fillers

Cap with locking lever.



Model	Ø Hose	Ref.	Cap	H	H1	H2	Ø D	Ø D1	Spare cap
Water	38 mm/1 1/2"	13920	Chrome-plated bronze	88 mm	71 mm	23 mm	82 mm	45 mm	26336
		13913	Polyamide	80 mm	71 mm	23 mm	82 mm	45 mm	26330
Fuel	38 mm/1 1/2"	13921	Chrome-plated bronze	88 mm	71 mm	23 mm	82 mm	45 mm	26337
		13914	Polyamide	88 mm	71 mm	23 mm	82 mm	45 mm	26331
	51 mm/2"	13923	Chrome-plated bronze	80 mm	70 mm	-	82 mm	51 mm	26337
		13917	Polyamide	80 mm	70 mm	-	82 mm	51 mm	26331

Chrome-plated bronze deck fillers

Model	Ø Hose	Ref.	Features	Height	Ø Overall	Ø Drill
Water	38 mm/1 1/2"	400680	-	75 mm	75 mm	45 mm
		405831	Cap with flush lever	78 mm	85 mm	57 mm
Waste	45 mm	405984	Cap with flush lever	70 mm	85 mm	52 mm

Spare cap for 400680 : **400686**



Angled deck-fillers, chrome-plated bronze

45° angled deck filler.

Model	Ø Hose	Ref.	Features	Ø Overall	Ø Drill
Water	38 mm/1 1/2"	420069		88 mm	50 mm
Waste	38 mm/1 1/2"	473967	St. steel cap. Ideal for use with marina pump systems.	88 mm	50 mm
Petrol	38 mm / 1 1/2" 56 mm	470014		88 mm	50 mm
		420024		88 mm	50 mm



Drain socket, chromed brass

Model	Ref.	Description	Ø	Length
Round	400717	Screw-type cap	Overall 55 mm/ Int. 22 mm	10 mm



400717

Deck filler keys



177209

Universal stainless steel key



418369

Key width 20 mm



61804

St. steel key "winch" key



105396

Polyamide "winch" key



Buoyancy tank drain plug

16687

Polyamide drain plug with captive plug.
Int. Ø : 18 mm.
Ext. Ø : 23 mm.



A



B



C



D



E



F



G



H



I

Drain sockets, polyamide

Polyamid deck filler with O-ring.

	Colour	Ref.	Description	Flange dimensions	Overall height	Height of socket	Cutout Ø	Depth below deck	Mini. int. Ø	Spare cap
Oval	White	A 16688	Plain	48 x 36 mm	28 mm	19.5 mm	27 mm	15 mm	19 mm	16713
		B 16689	With 2 holes	54 x 33 mm	55 mm	25 mm	27 mm	20 mm	19 mm	45276
		- 43462	With captive plug	54 x 33 mm	55 mm	25 mm	27 mm	20 mm	19 mm	45277
	Black	C 43463	With captive plug	54 x 33 mm	55 mm	25 mm	27 mm	20 mm	19 mm	45277
	White	D 43468	With captive plug	Ø 40 mm	55 mm	25 mm	27 mm	20 mm	19 mm	45276
	Black	E 43469	With captive plug	Ø 40 mm	55 mm	25 mm	27 mm	20 mm	19 mm	45277
Round	Black	F 43478	With holes	Ø 43 mm	38 mm	27 mm	25 mm	22 mm	16.5 mm	-
	White	- 43477								
	White	G 16691	With captive plug	Ø 46 mm	63 mm	27 mm	28 mm	21 mm	19 mm	-
	White	H 16690	Plain	Ø 48 mm	76 mm	66 mm	28 mm	62 mm	19 mm	16713
	White	I 16797	Screw-type for double hull. Bulkhead thickness : 80 mm. 1/4 turn plug	Ø 43 mm	107 mm	96 mm	27 mm	91 mm	19 mm	12521

Ventilation



B. Leglain ©



Streamlined Dorade box

Polyamide dorade box, shock and UV resistant.
Opening and shut-off system operated from the cabin.
Equally suitable to allow air in and out.
Prevents accidental water intrusion.

Options & Accessories



- A - Streamlined dorade, cover alone
51654
- B - Ventilation unit
51638
- C - Ø 85 mm air flow sleeve
51639
- D - White flange for Ø 85 mm sleeve
51640
- E - Chromed flange for Ø 85 mm sleeve
51642

• 316 L stainless steel protection hoop **54027**

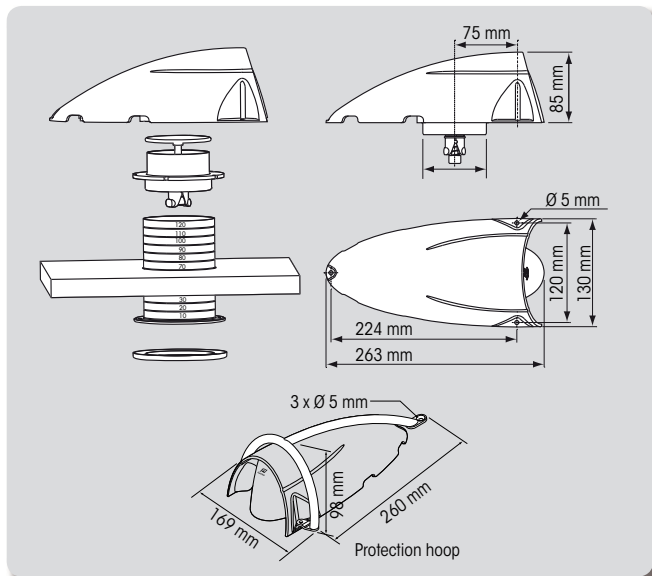
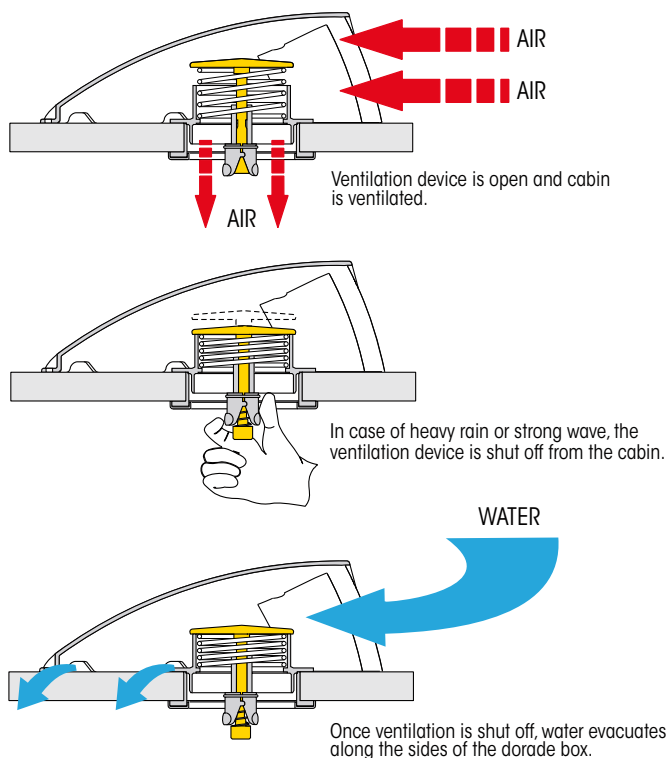
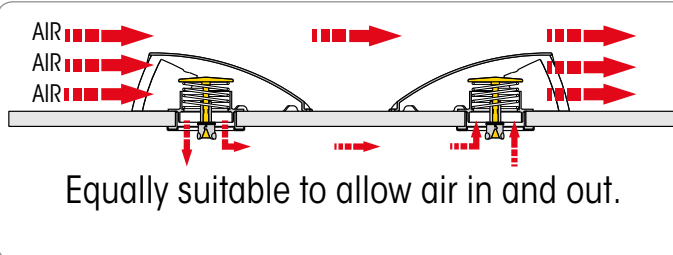
Depending on boat specificities, a streamlined Dorade box may be mounted in a place where it will be exposed to specific constraints (high traffic areas, strong or repeated impacts,...). In such cases, we recommend to install the stainless steel protection hoop.



51637

Supplied complete with :

Dorade body, shut-off system, Ø 85 mm sleeve, white flange.



Dorade boxes



Cool'n Dry dorade box

Perfect ventilation on board is essential to your comfort and also contributes to the extended lifetime of your cabin equipment (cushions, cooker, lifejackets...) which are often damaged by humidity and mildew. How can you ensure a permanent ventilation while keeping your boat totally safe and absolutely free from any water intrusion ? The "Cool'n Dry" dorade box is the answer : its exclusive patented system provides constant ventilation inside the boat, even in very bad weather conditions.





- **Continuous ventilation** : when sailing, on a mooring or wintering, the dorade box remains constantly open.
- **No water entry**, thanks to the exclusive shut-off system, which closes automatically in the event of a heavy rain or very strong wave.
- Manual closing by simple finger pressure.
- Rugged, weatherproof construction : soft PVC vent and ABS dorade box, both UV-treated.

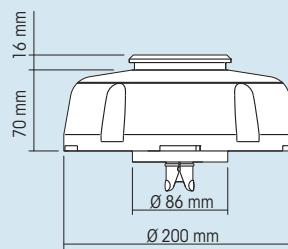


Yvan Zedda ©

Plastimo innovation, protected by 2 patents

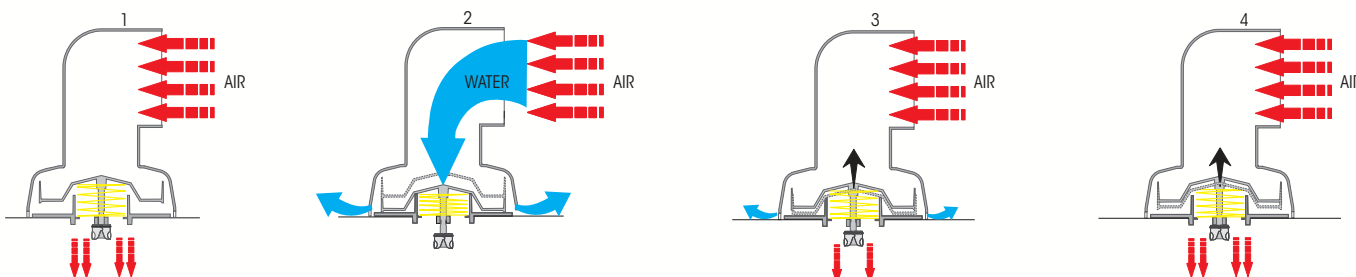


		COOL'N DRY complete set (vent + dorade)	COOL'N DRY alone (adapts on existing vent)	Replacement vent
 160 A	Blue	47820	31392*	17641
	Red	47821	31392*	28865
 295 B	Blue	47822	31392*	17639
	Red	47823	31392*	28867
 210 C	Blue	47824	31393**	31751
	Red	47825	31393**	31753
 295 D	Blue	47826	31393**	31752
	Red	47827	31393**	31754



If your boat is already equipped with vents, you can increase their ventilation capacity significantly, by simply adding Cool'n Dry dorade boxes (ref. 31392 and 31393).

* For vent with base Ø 75 mm.
** For vent with base Ø 100 mm.



A heavy rain or strong wave (2) shuts off the damper temporarily, preventing any water intrusion in the cabin.

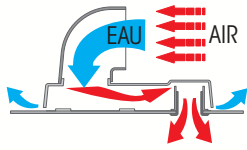
As water evacuates (3), the damper lifts up automatically, to allow air circulation again (4).


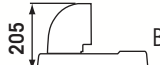
Dorade box

Dorade box in rigid ABS, flexible vent in soft PVC. Impervious to UV-rays.

The Dorade box is supplied complete, with :

- Flexible cowl vent,
- Screw-type storm cap,
- Deck screw-on cover,
- Cut-out sleeve (female),
- Deckhead protection sleeve (male).



	Colour	Dorade box complete set	Overall length	Width, overall	Cut-out Ø	Air flow Ø	Max. deck thickness	Replacement Male sleeve	Replacement Female sleeve
 A	Blue	16932	260 mm	160 mm	77 mm	62 mm	40 mm	16934	20394
	Red	11661							
 B	Blue	16933	335 mm	200 mm	90 mm	80 mm	60 mm	16928	20306
	Red	11662							



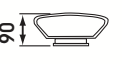




Cowl vents

Plastimo vents

Manufacturing flexible vents stems from Plastimo's 50-year experience in PVC dip-moulding ; this process is also used for the manufacture of rigging screw covers, compass covers and binocular holders. The largest and most prestigious boat builders have made the right choice : they trust Plastimo for the constant quality supply wof several flexible vents per year.

The most essential features of Plastimo vents are : material flexibility, resistance to UV-rays, easy mounting, smooth and glossy aspect.



Model	Colour	Vent complete (includes deck plate + watertight sealing cover)	Width, overall	Cut-out Ø	Air flow Ø	Spare cowl alone (without deck plate)	Spare base and cap
 A	Blue	16922	170 mm	75 mm	60 mm	17641	16930
	Red	17626					
 B	Blue	16923	190 mm	90 mm	80 mm	17640	16929
	Red	17627					
 C	Blue	16924	120 mm	75 mm	60 mm	17639	16930
 D	Blue	16926	140 mm	90 mm	80 mm	17649	16929
	Red	17625					
 E	Blue	17628	200 mm	120 mm	120 mm	-	12809 cap alone





Vents

Material	Ref.	Description
Plastic	A 415889	150 x 195 x 128 mm (W x D x H)
Chromed brass	B 400710	Swivelling. 5-hole mounting. Opening Ø 120 mm. Base Ø 115 mm. Height 220 mm.
Polished brass	C 400730	Swivelling. 5-hole mounting. Opening Ø 120 mm. Base Ø 115 mm. Height 220 mm.
Chromed zamac	D 400034	Cut-out Ø 83 to 89 mm. 3-hole mounting. 152 x 135 x 57 mm (L x W x H). Plastic flange with 25 mm high sleeve. Can be used with 3" I.D. wire-supported ventilation hose.



Deck hatch vents :
see page 297

Wind scoops

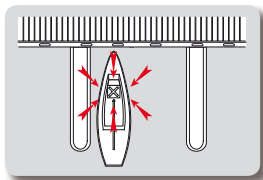
Ultra-light 100% polyester fabric : does not flutter in the wind and prevents any annoying whistling and flapping noise. Wind scoops are trimmed with a reinforced band over the seams, for increased durability and optimum strain resistance. They can be kept fairly taut and can cope with strong winds.



Omni-directional wind scoop 37996

Particularly efficient in the marina : provides optimum ventilation, whatever the wind direction. It is rigged over the hatch by 4 straps and hangs from a halyard thanks to incorporated eyelet.

Dimensions at base : 450 x 310 mm
Height : 1.95 m



Rod-rigged wind scoop 37995

Provides optimum cabin ventilation. Rigged over the hatch by 4 nylon eyelets + an eyelet to hang the wind scoop from halyard. A fibreglass rod maintains the scoop tensioned.

Dimensions at base : 450 x 450 mm.
Height : 1.82 m.





L. Charpentier ©

Plastimo compasses : over 50 years on the right course.



PLASTIMO

Only the best will do !

For ultimate quality, Plastimo selects the best components in order to ensure that your compass is a highly dependable instrument which will provide years of reliable service.

- A sapphire equips every compass : its hardness is a warranty for the long life and precision of your compass.
- All Plastimo compasses feature an anti-vibration system, which ensures a minimal contact between the pivot and the sapphire cup ; the latest-born "Vibration absorber" device damps spinning caused by high-speed pounding and vibration.
- A compass is a meticulously engineered instrument : all the "precious" components are produced by Swiss clock-makers, worldwide famous for their legendary precision.
- The soft Viton® diaphragm or the semi-soft ultra-sound welded diaphragm is fully waterproof and has an extreme expansion and retraction capacity : it compensates the fluctuations in fluid volume caused by the differences in temperature and atmospheric pressure.
- All plastic components -and more specifically the material used for the dome- are carefully selected to withstand shocks, UV-rays and harsh marine environment.
- The crystal transparency of the dome and the exceptional magnifying index of the fluid contribute to the perfect legibility of the card.

Viton® is a registered trade mark of Dupont de Nemours.



Innovation stems from state-of-the-art Research & Development.

For over 50 years, the Plastimo Research and Development department has created and engineered extremely dependable compasses combining top performance with stylish design. Building on the same development philosophy, our engineers now use the most sophisticated computer assisted design programs.

To be allowed on your boat, a Plastimo compass must pass challenging quality control tests.

Needless to say, all Plastimo compasses comply with the regulation... but Plastimo's stringent requirements are even more demanding : at every stage of production, each compass is tracked, checked and thoroughly inspected, so that quality is never a coincidence.

- Accelerated ageing tests, carried out in our laboratories, guarantee that the dome and all other components are totally impervious to UV rays.
- Vibration tests used to simulate the vibrations generated by rough sea and high-speed : the card must remain absolutely stable, whatever the vibration frequency. While the regulation requires tests from 7 to 40 Hz, Plastimo challenges its compasses to tests between 5 and 100 Hz.
- Temperature tests : our compasses are tested in heated and refrigerated cabinets from +60° to -20° C (+180° to -70 °F). Even in these extreme temperatures, the compass must not leak or develop bubbles.



P & F Vernay - Polar Lys, Greenland

Cosmetic cover



Dome



Pivot holder



Pivot



Pivot bearing



Card



Magnets



Sapphire-cup



Platform



Index needles

Lubber line

Expansion diaphragm



Compensation



- Stability tests : when the card is deflected (40° or 90°), it must return to its original position and settle within a predetermined time (called the "half-period").
- Precision and accuracy are tested on each cardinal point. After a 95° deflection, the card must return to its original position, within a 1° maximum allowance.
- Packaging protection : in order to guarantee optimum protection during transport, we regularly drop test our packaged compasses from a 1 metre height to a hard surface.
- Final quality tests : assembled, packaged and ready for shipment, Plastimo compasses are once again inspected with a statistical sampling.


5 year
Warranty

These stringent tests and quality assurance procedures allow Plastimo to offer a 5-year warranty on all its compasses, and to certify an outstanding quality that meets all European and ISO specifications.

3 million compasses
100 % handcrafted by Plastimo

The most prestigious racers,
the most demanding boatbuilders,
the most safety conscious yachtsmen
keep on the right course with Plastimo.





L. Charpenier ©

Excellence in compass-craft.

For over 50 years, we have owed our position as market leader not only to our extensive range of 400 models, but also to our continuous effort to offer you such a top quality product that you never have chance to mention it, except than recommend it to a friend getting ready to equip his boat.

Compass production is fully controlled in our Lorient (France) factory, including of course plastic injection engineering, on which Plastimo has built its worldwide reputation.



Every compass card is balanced manually to ensure its perfect horizontality. This is an extremely delicate operation, requiring patient and scrupulous craftsmanship which only years of experience can bring.



Produced from state-of-the-art injection moulding machines, domes are individually inspected, thus eliminating the slightest risk of imperfection-optical or mechanical.



A Plastimo compass is a meticulously engineered instrument. The complexity of components and the extreme accuracy required at every stage forbids production automation ; every compass is assembled manually. Even when brand new, it already has an interesting history...




Printing and legibility of the card must pass microscopic examination. Quality and durability of the printing are fundamental. Once the compass is assembled, the magnification of the card is such that the slightest flaw would be intolerable. Plastimo owes its position as market leader to this uncompromisingly stringent selection of cards.

The oven test is used to detect possible leaks. Each compass is placed for 2 hours in a cabinet heated to +60 °C. As this produces an expansion of the fluid, the diaphragm compensates for volume fluctuations.



How to select your compass?

Selecting the best compass for your boat is extremely important, as the compass will be the helmsman's or pilot's navigation mate for many years. To help you choose, we suggest that you ask yourself the following simple but essential questions :



elements are of course integrated in the engineering of our compasses..

- **What type of boat do you own?**

Dinghy, cruising boat, racing boat, powerboat, kayak or yawl... You should know that the main differences between a sailboat and a powerboat (in terms of compass construction) are the heeling angle and the resistance to vibration and shocks. These technical

- **What is your navigation programme ?**

Day sailing, cruising, passage making, racing... you will select a compass with or without lighting, with or without compensation, with the right card balanced for the geographical card where you are going to sail, with a plain or tactical card.

- **Which size of compass ?**

If the compass is designed to be read from a distance, you will need a larger compass. Generally speaking and as a benchmark indication, you should select a card apparent diameter between 70 and 90 mm, for a 5 to 9 m boat (17-30 ft).

- **Which type of mounting ?**

Flushmounted on a horizontal, vertical or inclined bulkhead, on a binnacle or mini-binnacle, on a bracket, in a take-away or mast-mounted version... you must choose a compass which remains easily readable (shape of card) at all times. The Plastimo range of compasses covers all mounting options and all our models are designed for minimum drilling and screwing. Last but not least, be stylish : often located at the heart of your boat, your compass should ideally match and enhance the character of your boat ; you will therefore pay particular attention to its design and colour.



Flat card

A flat card is read on the back edge, where the lubberline is located. The fluid magnifies

the numerals which become easier to read. In addition, the flat card provides a global view of the card and its North point in relation to the boat's direction.




Conical or cylindrical card

Reading from the front and the top of the card. In addition

to front reading, this type of card usually features numerals and cardinal points on the top part of the card, thus providing two reading possibilities. This card is particularly suitable when steering or piloting is done sitting or standing.

A jewel on your dashboard

While holding the course is obviously the primary function of a compass, we at Plastimo, believe that elegance and style add to your sailing pleasure. We have designed your compass to enhance your boat. You will be proud of it. Plastimo compasses have been presented with several prizes, of which the most impressive are French, Japanese, German and American Design Awards.



Installation on board



Flushmount on horizontal surface

This extra-flat version provides an excellent viewing angle and also reduces vibrations by absorbing them. On a powerboat, a flushmount compass is ideal for the flybridge, the upper deck or the central steering pod ; on a sailboat, a flushmount compass will be ideally located on either side of the deck or mounted on a binnacle.



Flushmount on vertical or inclined surface (often known as bulkhead or dashboard compass)

A bulkhead compass is generally mounted on the cockpit side of the cabin bulkhead, allowing easy viewing from the cockpit (and also from the cabin, with the famous Contest 101). On a powerboat, this is ideally suitable for a vertical dashboard or a central steering pod.



Bracket

Very popular on powerboats, a bracket allows for swift and easy mounting whatever the location. It is particularly suitable on surfaces with awkward angles. A bracket-mount compass can generally be taken away for safe storage, which is a real plus on a powerboat with no cabin.



Binnacle for steering wheel

For sailboats with a steering wheel.



Mini-binnacle

Ultra-slim and compact version ; does not require any cut-out hole. The compass can be taken away for safe storage.



Mast-mounting

If you have only little space available, mast installation can be the answer. It is very easy to carry out thanks to a specific mast mounting kit.



On fixing bracket

Often a multi-function compass (combines course + handbearing functions), this type of compass is usually removable for storage.

Compensation

DEVIATION :
See adjustment procedure on www.plastimo.com

Compasses are supplied with built-in compensation, or can be further equipped with an optional compensation. Compensating a compass consists in adjusting the position of the 2 magnets, in order to affect the horizontal component of the card by modifying the North/South and East/West deviation. The compensation procedure is a delicate operation and should ideally be carried out by a professional compass adjuster.

How to compensate a compass

Use a second compass as the reference ; a handbearing compass is often the most convenient, provided it is interference-free. The North-South screw corrects North-South heading ; the East/West screw corrects East-West heading.

- Run the boat along the Northerly course selected as per your handbearing compass and adjust your steering compass by turning the North and South screws either way, so that the steering compass also points North.
- Repeat the procedure, running the boat Easterly.
- Run the boat Southerly and this time, reduce the deviation by half.
- Run the boat Westerly and reduce the deviation by half.
- Note : Upon completing the compensation procedure, it is essential to draw a new deviation table.

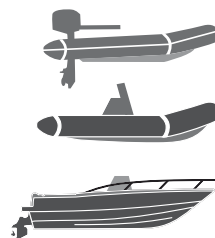


Offshore® compass

Offshore® 55

Ideal on small size power boats, up to 6 metres (20 ft).

**MADE BY
PLASTIMO**



5 year
Warranty



Offshore® 55

- Black card, black flange : **63854**
- White card, white flange : **63855**

• Bracket-mount

Large stable base absorbs vibrations, simply screwed on dashboard.

• Card

Contributes to safety and provides reliable reading, whatever the ambient light and weather/navigation conditions (conical card, perfectly stable, 55 mm apparent diameter).

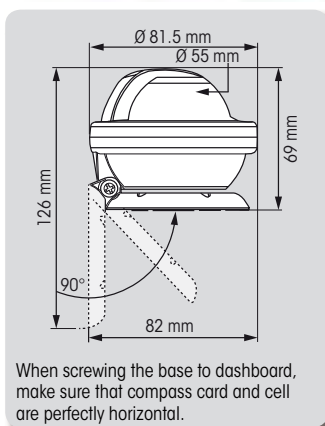
• Moulded-in notch to visualise heading easily.

• Materials

All parts fully UV-ray treated. Scratch resistant dome.

• Watertight construction

One-piece moulded flange and bowl. Diaphragm for absolute watertightness.



Universal balance



OFFSHORE 55	
Boat size	Powerboats up to 6 metres (20 ft).
Card	Conical card graduated every 5°. Apparent Ø 55 mm. Heading numerals every 30°.
Mounting	Bracket-mount, on a horizontal, tilted or vertical surface.
Reading	1 moulded-in notch to visualise heading easily.
Compensation	Optional (access by removing the top flange)
Lighting	Optional : 12/24 V LED bulb. Access by removing the top flange.
Supplied with	Orientable installation base and screws.

Options & Accessories



- **Compensation : 17673**
- **Optional lighting : 62037**
12/24 V LED bulb

Also available in Kayak version, with shock cords and hooks. See page 334.

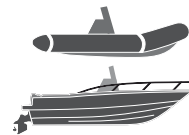


Offshore® 75

Jeanmeu ©



The Offshore 75 compass benefits from Plastimo's invaluable experience in compass engineering. Whatever the boat speed or vibrations, the Offshore 75 remains fully efficient, thanks to the exclusive "Vibration Absorber" system which guarantees an exceptional card stability in all conditions.



5-8m



5 year Warranty



RESISTANCE TO VIBRATIONS tested by LCIE*, no. 30559010. "VIBRATION ABSORBER" exclusive system : Minimal contact between the pivot and the sapphire cup.
* French official testing laboratory.

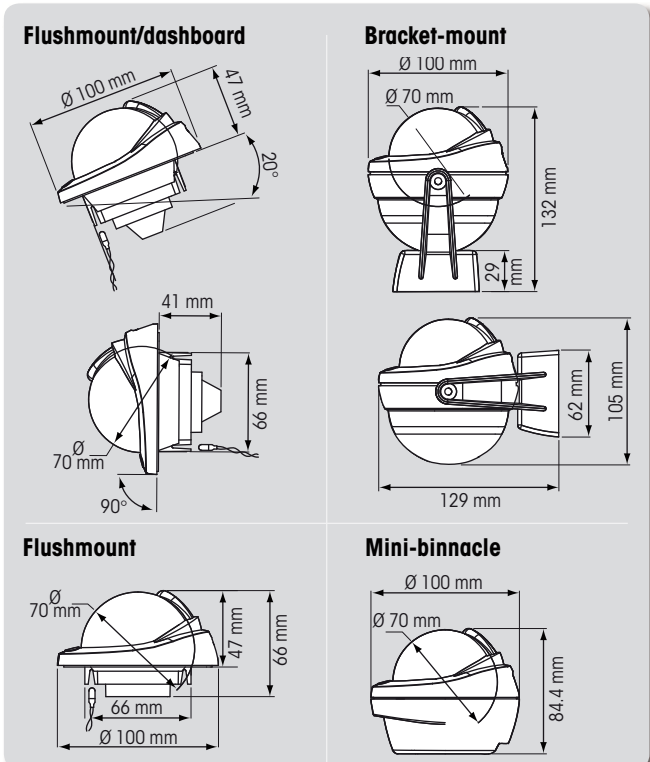


Installation

- **Flushmount on horizontal surface** : compact compass (fastening with screws).
- **Flushmount on vertical or inclined surface/dashboard** : fits any surface whatever the angle (fastening with screws). Interchangeable with any compass of equivalent size.
- **Mini-binnacle** : to be mounted on a horizontal surface thanks to the unique clip-plate which allows the compass to be removed.
- **Bracket** : the broad and sturdy bracket base absorbs the vibrations. Mounting can be done on any surface whatever the angle, provided that the compass + card unit remains horizontal at all times. Bracket-mount compass can also be removed when fitted with clip-plate.

Offshore® 75

OFFSHORE 75	
Boat size	Powerboats of 5 to 8 metres (17 to 26 ft).
Compass card	Conical card graduated every 5° apparent Ø 70 mm. Heading numerals every 30°.
Mounting	Flushmount : on a horizontal, vertical or inclined surface.
	Mini-binnacle : mounted on a horizontal surface thanks to a clip-plate (supplied) ; compass is removable.
	With a bracket : mounted on a horizontal or inclined surface. Compass is removable thanks to clip-plate.
Resistance to vibrations and hull pounding	Magnetic cell equipped with the unique "Vibration Absorber" system.
Lubber line	1 lubber line.
Compensation	Optional (on mini-binnacle and bracket-mount models)
Lighting	12-24 V. LED included on all Offshore models. No lighting on Offshore Basic.
Supplied with	Clip-plate, screws, drilling template.
Approval/homologation	ISO 613 compliant.





Card

- Card design guarantees accurate readings and safe navigation under all weather or light conditions.
- Perfect stability of conical card, 70 mm apparent diameter.
- Every card is balanced individually in our workshops.
- Front reading : graduation every 5° and compact figures allow for easy reading.

Lighting

Bulb is integrated in the bowl, thus spreading the illumination evenly and preventing eye strain and fatigue at night.



Watertight construction

- One-piece moulded flange and bowl.
- Viton® diaphragm with extreme expansion and retraction capacity : compensates the fluctuations in fluid volume caused by the differences in temperature and atmospheric pressure, thus preventing the formation of bubbles.
- Lighting integrated in the bowl.



Lubber line

Fluorescent orange, for instant recognition.

Materials

- All parts fully UV-ray treated.
- Scratch resistant dome.



Access to compensation or lighting

Extremely easy access to compensation or lighting with unique flange-clip system.

Compensation

Only bracket-mount and mini-binnacle versions can be equipped with optional compensation box.

OFFSHORE 75 Basic, without lighting	Black card, white flange
Mini-binnacle, horizontal surface	White : 63863
Bracket-mount, horizontal or vertical surface	White : 63864

OFFSHORE 75, with lighting	White card & flange	Black card black flange
Flushmount horizontal surface	63858	63857
Flushmount/dashboard vertical or 20 to 90° inclined surface	63860	63859 White card
Mini-binnacle horizontal surface	White : 63862	Black : 63861
Bracket-mount, horizontal or vertical surface	White : 63866	Black : 63865

Accessories



Compensation : **17673**

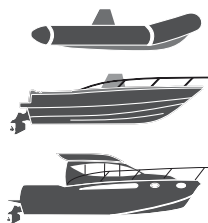


Plasticlip : 37035

Black plastic clip, allows swift and easy installation of a bracket-mount compass on any tube Ø 18.5 to 22.5 mm.



Offshore® 95



6 - 10m



Offshore® 95

	OFFSHORE 95
Boat size	Powerboats from 6 to 10 m (19 to 33 ft)
Compass card	Conical or flat card graduated every 5°, apparent Ø 81 mm. Heading numerals every 30°.
Mounting	<ul style="list-style-type: none"> • Flushmount, on a horizontal surface. • With a bracket : mounted on a horizontal or inclined surface. Compass is removable thanks to clip-plate.
Resistance to vibrations and hull pounding	Magnetic cell equipped with the unique "Vibration Absorber" system.
Lubber line	1 lubber line.
Compensation	Supplied as standard.
Lighting	12-24 V LED.
Supplied with	Clip-plate, screws, drilling template.
Homologation	ISO 613 compliant.

Universal balance :
around the world
with one compass.

OFFSHORE 95	flushmount	bracket
• BLACK COMPASS		
black flat card	65732	65734
black conical card	65733	65735
• WHITE COMPASS		
black flat card	65736	65739
black conical card	65737	65740
white conical card	65738	65741





Card

Outstanding legibility under all weather and light conditions for optimum comfort and accurate readings.

- Perfect stability of conical or flat card, 81 mm apparent diameter.
- Every card is balanced individually in our workshops.
- Graduation every 5°.

Lubber line

Red, for instant recognition.



Watertight construction

- One-piece moulded flange and bowl.
- Viton® diaphragm with extreme expansion and retraction capacity : compensates the fluctuations in fluid volume caused by differences in temperature and atmospheric pressure, preventing the formation of bubbles.

Materials

- All parts fully UV-ray treated.
- Scratch resistant dome.



Lighting

LED light spreads illumination evenly and prevents eye strain and fatigue at night.

Access to compensation or lighting

- Extremely easy access to compensation or lighting with unique flange-clip system.
- Compensation can be adjusted from the outside, with no need to open the compass on the bracket version.



Installation

• Flushmount on horizontal dashboard :

compact design, interchangeable with Offshore 90 and most compasses of equivalent size.

• Bracket :

broad and sturdy bracket base absorbing vibrations. Mounting can be done whatever the angle, provided that the compass and card unit remain horizontal at all times. Bracket-mount compass can also be removed when fitted with clip-plate.



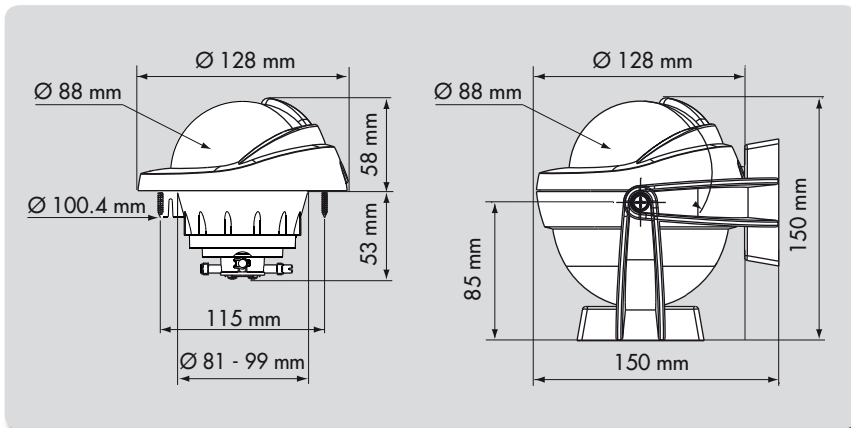
Optimum vibration-resistance for a perfect stability of the card. "Vibration Absorber" exclusive system : minimal contact between the pivot and the sapphire cup.

Options

- **Protective cover :**
white : 55402
black : 55599



- **Plasticlip : 37035**



Offshore® 115

PLASTIMO

Altair yachts ©



8-12m

Offshore® 115

	OFFSHORE 115
Boat size	Powerboats of 8 to 12 metres (26 to 40 ft).
Compass card	Conical or flat card graduated every 5°. Apparent Ø 101 mm. Heading numerals every 30°.
Hood	Articulated protective hood : built-in sliding cover, composed of 3 telescopic parts, with cushioned closing.
Mounting	<ul style="list-style-type: none"> • Flushmount : on a horizontal surface. • Binnacle available as option.
Resistance to vibrations and hull pounding	Magnetic cell equipped with the unique "Vibration Absorber" system.
Lubber line	1 lubber line.
Compensation	Supplied as standard.
Lighting	12-24 V LED.
Supplied with	Screws, drilling template.
Approval/homologation	SOLAS-MED 96/98.



SOLAS




Universal balance :
round the world with
one compass.

OFFSHORE 115	
• BLACK COMPASS	
black flat card	60992
black conical card	60991
• WHITE COMPASS	
black flat card	60993
black conical card	60990
white conical card	60989



Watertight construction

- One-piece moulded flange and bowl.
- Viton® diaphragm with extreme expansion and retraction capacity : compensates the fluctuations in fluid volume caused by differences in temperature and atmospheric pressure, preventing the formation of bubbles.



LED lighting

- Energy saving.
- High resistance to shocks.
- Increased lifetime.
- Same bulb is suitable for 12 or 24 V power supply.

Resistance to vibrations tested by French testing laboratory LNE. "Vibration Absorber" exclusive system : Minimal contact between the pivot and the sapphire cup.



Articulated hood : built-in sliding cover composed of 3 telescopic parts with cushioned closing.



Options

• Binnacle



Black : 61000



White : 61001

• Protective hood

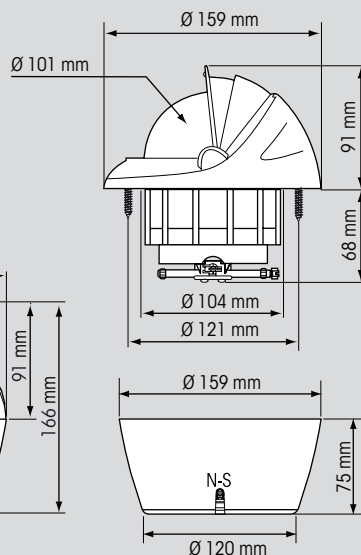


Black : 61002



White : 61003

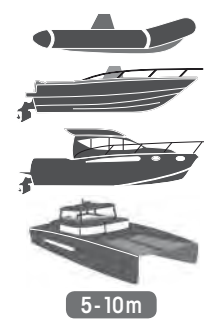
• Spare LED lighting : 62037



Offshore® 105 & 135



Jeanneau / J.M.Liott ©



ISO
25862

5 year
Warranty

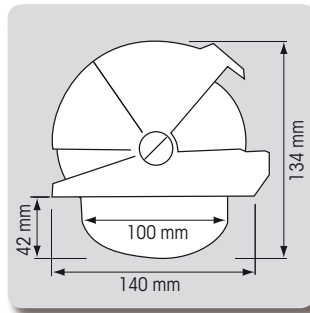


Universal balance :
around the world
with one compass



Built-in articulated hood :
slide it gradually on the
compass to adapt to the
light and avoid glare on
the dome. When totally
shut, your compass
is perfectly protected.

The optional bracket provides additional
mounting possibilities, either
on a horizontal dashboard
or on a vertical bulkhead.



Offshore 105

OFFSHORE 105	
Boat size	Powerboats of 5 to 10 m (17 to 33 ft).
Compass card	Graduated every 5°, apparent Ø 91 mm. Heading numerals every 30°.
Hood/sunshade	Articulated protective hood : built-in sliding cover, composed of 3 telescopic parts.
Mounting	Comes as standard in a flushmount version. Can be bracket-mounted with the addition of optional bracket.
Resistance to vibrations and hull pounding	Magnetic cell mounted on shock absorbers.
Lubber line	1 lubber line.
Compensation	Supplied as standard.
Lighting	12-24 V. LED
Approval/homologation	ISO 25862 compliant.

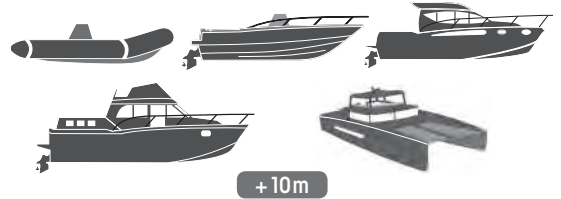
OFFSHORE 105	Flushmount
• BLACK COMPASS	
black flat card	65004
black conical card	65001
• WHITE COMPASS	
black flat card	65005
black conical card	65002
white conical card	65003

A **bracket-mount compass** consists in one flushmount compass, plus one bracket kit (indicate both references when ordering).



SOLAS

5 year
Warranty



Offshore 135

The famous Offshore compass with built-in articulated hood, most popular on open dayboats, RIB's, power cruisers and catamarans.

Flush- or bracketmount, it adapts to all steering pods or dashboards and offers optimal readability. Magnetic cell construction features shock absorbers for added resistance to vibrations and hull pounding.



Bracket for Offshore 105 & 135



The optional bracket makes bulkhead mounting easier while avoiding to cut the dashboard. The bracket slides onto a fixing plate, allowing easy removal.

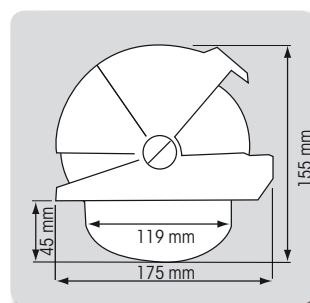
The bracket kit includes the actual bracket and the adequate screws.

	For Offshore 105	For Offshore 135
Black bracket	17268	17260
White bracket	17267	17262

OFFSHORE 135

Boat size	Powerboats of 10 m and above (33 ft +).
Compass card	Graduated every 5°, apparent Ø 130 mm. Heading numerals every 30°.
Hood / sunshade	Articulated protective hood : built-in sliding cover, composed of 3 telescopic parts.
Mounting	Comes as standard in a flushmount version. Can be bracket-mounted with the addition of optional bracket.
Resistance to vibrations and hull pounding	Magnetic cell mounted on shock absorbers.
Lubber line	1 lubber line.
Compensation	Supplied as standard.
Lighting	12-24 V. LED
Homologation	SOLAS-MED 96/98

Universal balance on flat card models



OFFSHORE 135	Flushmount
• BLACK COMPASS	
black flat card	65350
black conical card	23484
• WHITE COMPASS	
black flat card	65524
black conical card	23493

A bracket-mount compass consists in one flushmount compass, plus one bracket kit (indicate both references when ordering).

Contest[®] compasses



-9m

ISO
613

5 year
Warranty



Mini-Contest[®]

Features the legendary accuracy and legibility of the Contest card, with a smaller footprint on bulkhead or mast. Ideal on agile sailboats and sportsboats up to 9 m.



MINI-CONTEST

White	65743
Black	65742

MINI-CONTEST

Boat size	Sailboats up to 9 m (30 ft).
Compass card	Conical red card graduated every 5°, Apparent Ø 81 mm. Heading numerals every 30°.
Mounting	<ul style="list-style-type: none"> • On vertical bulkhead. • On the mast (with the optional mast mounting kit).
Lubber lines	3 lubber lines, at 45°.
Heelmeter	Graduated every 10°.
Compensation	Optional.
Lighting	12-24 V. LED
Supplied with	Protective cover, drilling template, threaded rods.
Homologation	ISO 613 compliant.

Mini-Contest

Mini-Contest AdvanSea is a highly accurate compass, developed to match ideally the AdvanSea range of marine electronics instruments.


MINI-CONTEST ADVANSEA

black, black card **28976**

MINI-CONTEST ADVANSEA

Boat size	Sailboats up to 9 m (30 ft).
Compass card	Cylindrical card, graduated every 5°. Apparent Ø 85 mm. Heading numerals every 30°.
Mounting	On vertical bulkhead.
Lubber lines	3 lubber lines, at 45°.
Heelmeter	Graduated every 15°.
Lighting	12-24 V. LED
Supplied with	Protection cover, drilling template.
Homologation	ISO 613 compliant.





Structures - B.Stichelbaut



Watertight construction

- One-piece moulded flange and front dome.
- Viton® diaphragm with extreme expansion and retraction capacity : compensates the fluctuations in fluid volume caused by differences in temperature and atmospheric pressure, thus preventing the formation of bubbles.



Card

- Excellent legibility whatever the weather conditions and light.
- Conical, highly stable, 81-mm apparent diameter.
- Individually balanced.
- Graduation every 5° and compact figures for easy reading.

3 lubber lines

For dependable readings even when steering windward.



Materials

- All parts fully UV-ray treated.
- Scratch resistant dome.

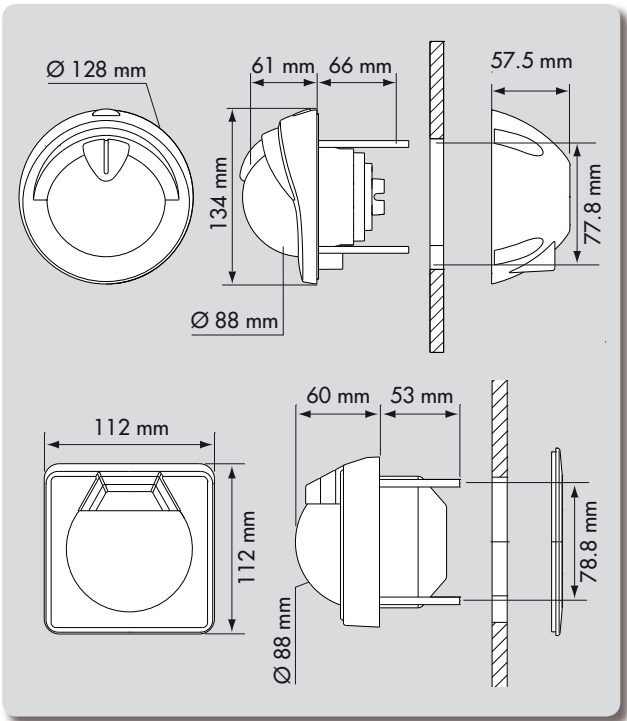
Lighting

LED light spreads the illumination evenly over dome and card, and prevents eye strain and fatigue at night. Easy access to the light bulb from the front of the compass.

Mounting

Vertical bulkhead :

- Mini-Contest is compatible with drilling Ø of former model same size.
- Fits any bulkhead thickness :
 - Standard thickness (40 mm max) : the compass is secured with threaded rods
 - Thick or double bulkhead : the compass is secured with Parker screws on both sides of the bulkhead.



Options & accessories

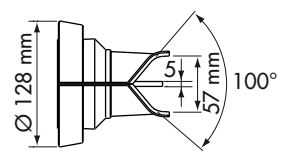


• **Protective cover AdvanSea : white 29361**

• **Protective cover Mini-Contest : white 55402 black 55599**



• **Compensation : 17673**



• **Mast mounting kit (Mini-Contest) : 55656**

Contest® 101



Jean-Marie Llop©

When Plastimo invented the double reading compass, it was a major innovation which allowed the yachtsman to follow his course from the cockpit and the cabin. The Contest 101 goes a step further : its exclusive mounting possibilities on any bulkhead -whatever the thickness- and its aesthetics allow the Contest 101 to adapt perfectly to today's yachts, both in terms of engineering technique and glamorous design.



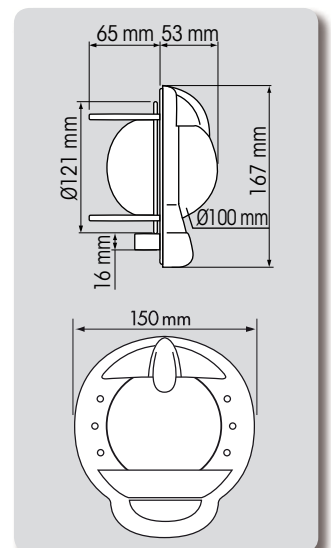
+ 9 m

ISO
25862

5 year
Warranty

Contest® 101

CONTEST 101	
Boat size	Sailboats 9 m and above (30 ft +).
Double reading	From cockpit and cabin.
Compass card	Double graduation : horizontal and vertical. Conical card, graduated every 5°, apparent Ø 100 mm. Heading numerals every 30°.
Mounting	Comes as standard in a bulkhead version (vertical or 10-25° inclined bulkhead). Can be mast-mounted with the addition of optional mast-mounting kit.
Lubber lines	3 lubber lines, at 45°.
Heelmeter	Graduated every 10°.
Compensation	Optional.
Lighting	12-24 V LED
Supplied with	Protection cover, drilling template.
Homologation	ISO 25862 compliant





Universal balance :
around the world
with one compass.



Every compass card is balanced manually to ensure its perfect horizontality. This is an extremely delicate operation, requiring patient and scrupulous craftsmanship which only years of experience can bring.

Options & accessories



Spare protection cover : 25332

Just in case it would fall overboard... as it is originally supplied as standard.



Mast mounting kit : 39201



Compensation : 17673

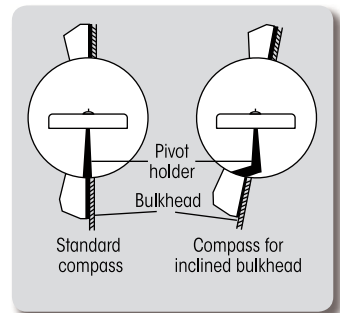
You have replaced your electronics, modified your cockpit and your compass doesn't quite "match" any longer... Just by replacing the colour bezel of your initial Contest 101, you can change its look in seconds.



Bezel for Contest 101

Black : 26891 White : 26892 Blue : 26893

CONTEST 101	Bulkhead-mount vertical	Bulkhead-mount inclined 10-25°
• BLACK COMPASS		
red card	64416	64418
black card	64421	64422
• WHITE COMPASS		
red card	64417	64419
white card	64423	64424



The model for inclined bulkhead is designed for a bulkhead tilted by 10 to 25° from vertical. The card remains fully efficient, even with a very high angle of pitch.

INCONTESTABLE !

Contest 101 compass

Lighting



- LED light spreads the illumination evenly over dome and card, and prevents eye strain and fatigue at night.
- Easy access to the light bulb, from the front of the compass.

Materials

- All parts fully UV-ray treated.
- Scratch resistant dome.

3 lubber lines

For dependable readings even when steering windward.



Anti-theft design

Thanks to moulded-in sunken head screws.

Watertight construction



- One-piece moulded flange and front dome.
- Viton® diaphragm with extreme expansion and retraction capacity : compensates the fluctuations in fluid volume caused by the differences in temperature and atmospheric pressure, thus preventing the formation of bubbles.

Double reading

From both cockpit and cabin.



Compensation

Easy access to compensation box, from the front of the compass.



Simply swap them without any new hole, and without any tooling. The Contest 101 has the same mounting footprint as the Contest 100 .



Assembly is totally watertight

- Exclusive installation design allows the compass to fit any bulkhead, vertical or inclined up to 25° front tilt,
 - either by screwing from the cockpit side,
 - or by screwing from the cabin side, as an anti-theft security.
- Fits any bulkhead thickness :
 - Bulkhead of standard thickness (up to 40 mm) : the compass is secured with threaded rods.
 - Thick or double bulkhead : the compass is secured with screws on both sides of the bulkhead.
- Supplied with back flange for neat installation from cabin side.

Contest® 130



5 year
Warranty

The bracket version Contest 130 is particularly suitable for boats with enclosed cockpits. The bracket allows the compass to be mounted in any position and is also removable instantly.

Contest® 130 GOLDEN°GLOBE°RACE

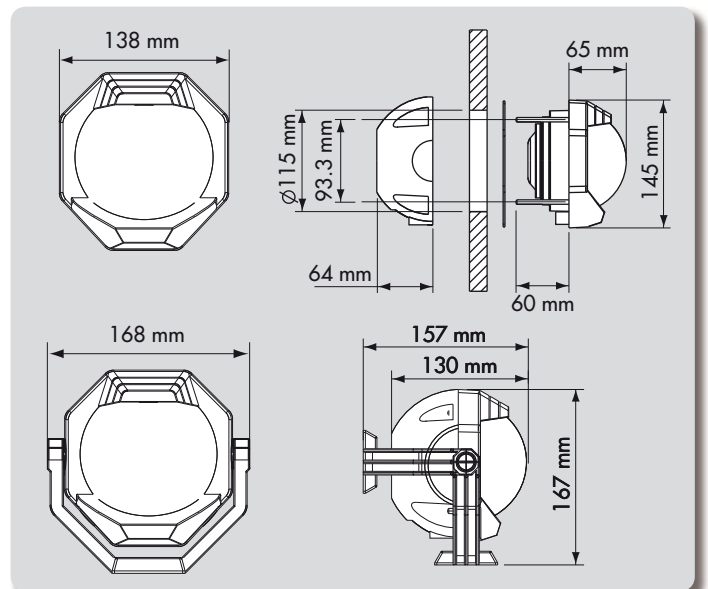
The perfect card stability and exceptional magnification of the Contest 130 give the user an unparalleled quality of reading, by day or by night.

The Contest 130 remains perfectly legible from a 5 m distance.

Selected by the Golden Globe Race 2018 entrants, the Contest 130 is the choice of sailors who actually use their compass and rely on it.

CONTEST 130	
Boat size	9 metres and above (30 ft +)
Compass card	Double graduation : horizontal and vertical. Conical card, graduated every 5°, apparent Ø 127 mm. Heading numerals every 30°.
Mounting	<ul style="list-style-type: none"> • Bulkhead (vertical or 10°-25° inclined bulkhead). • On a bracket.
Lubber lines	3 lubber lines, at 45°.
Heelmeter	Graduated every 10°.
Compensation	Included as standard.
Lighting	12-24 V. LED
Supplied with	Protection cover, drilling template.
Homologation	SOLAS MED 96-98.

The model for inclined bulkhead is designed for a bulkhead tilted by 10° to 25° from vertical. The card remains fully efficient, even with a very high angle of pitch.



CONTEST 130	Bulkhead-mount vertical	Bulkhead-mount inclined 10-25°	Bracket-mount
• BLACK COMPASS			
black card	39669	40034	-
red card	17291	17292	17293
• WHITE COMPASS			
red card	17294	-	17295

Accessory



• Spare protection cover :
17296

Olympic[®] compasses

Specifically designed for sailing boats, the Olympic compasses feature an exceptionally steady card and remain absolutely accurate whatever the heeling angle and the weather conditions.



Olympic 95 & 100

Card

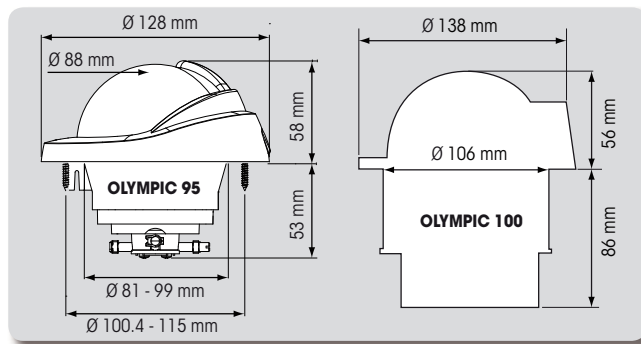
- Excellent readability whatever the weather conditions and light.
- Individually balanced.

Materials

- All parts fully UV-ray treated.
- Scratch-resistant dome.

Mounting

- Flushmount, horizontal surface.
- Interchangeable with most compasses of equivalent sizes.



Accessories

Protective cover :

- Olympic 95 : 55402
- Olympic 100 : 17287

	OLYMPIC 95	OLYMPIC 100
Boat size	Sailboat up to 9 m (30')	Sailboat 8 to 12 m (26-40')
Compass card	Conical card graduated every 5°, Apparent Ø 81 mm. Heading numerals every 30°.	Conical or flat card, graduated every 5°. Apparent Ø 100 mm. Heading numerals every 30°.
Mounting	Flushmount on horizontal surface.	Flushmount on horizontal surface.
Lubber lines	3 lubber lines at 45°.	3 lubber lines at 45°.
Compensation	Included	Included
Lighting	12-24 V LED.	12-24 V LED.
Supplied with	Protective cover, drilling template, mounting screws.	Protective cover, drilling template, mounting screws.
Homologation	ISO 613 compliant.	ISO 25862 compliant.



Universal balance :
around the world
with one compass



Olympic 95

The Olympic 95 is compatible with the Olympic 85 drilling Ø.

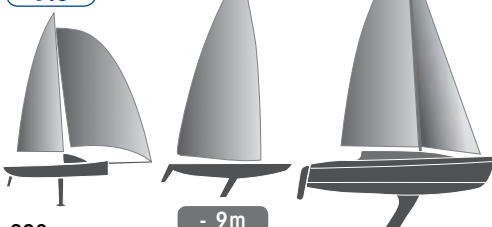
OLYMPIC 95	Flushmount
• WHITE FLANGE	
White conical card	65751

Olympic 100

OLYMPIC 100	Flushmount
• WHITE FLANGE	
Black conical card	64763
Black flat card	64762



Sailors' favourite flushmount compass : deck hugging design, crisp card and totally unaffected by heeling angle.



328

- 9m

8-12m

LED lighting :
power saving and
comfortable reading.



Olympic® 115



Olympic 115

	OLYMPIC 115
Boat size	Sailboat 6 to 12 m (19 to 40 ft).
Compass card	Conical or flat card graduated every 5° Apparent Ø 101 mm. Heading numerals every 30°.
Mounting	Flushmount : on a horizontal or inclined surface, 45° max. Binnacle available as option.
Lubber line	3 lubber lines at 45°.
Compensation	Included, except on inclined model (45° max.)
Lighting	1 LED bulb 12/24 V, supplied as standard.
Supplied with	Protective cover, screws, drilling template.
Homologation	SOLAS-MED 96/98.

OLYMPIC 115	Horizontal surface	45° inclined surface
• BLACK COMPASS		
Black flat card	60997	-
Black conical card	60913	60999
• WHITE COMPASS		
Black flat card	60996	-
Black conical card	60912	60998
White conical card	61205	-

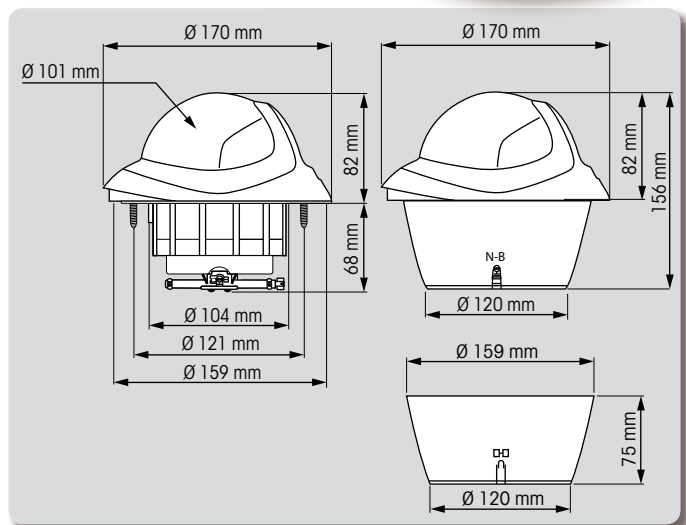


Watertight construction :
one-piece moulded
flange and bowl.



Tunnel rods provide easy access
to compensators through the
binnacle.

Universal balance :
around the world
with one compass.



LED lighting

- Energy saving.
- High resistance to shocks.
- Increased lifetime.
- Same bulb is suitable for 12 or 24 V power supply.

Options

• **Binnacle**



Black : 61000
White : 61001

• **Spare protective cover**



Black : 61004
White : 61005

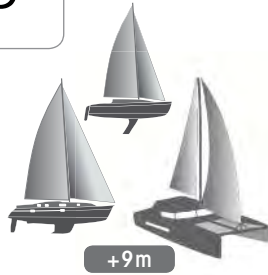
• **Spare LED lighting 62037**

Olympic® 135



SOLAS

5 year
Warranty



+9m

Olympic 135

Flushmount compass for steering console or wheel pedestal.
Large flat card, ideal when steering standing.



Jean-Marie Liot ©

OLYMPIC 135	
Boat size	Sailboat as from 9 m (30 ft+)
Compass card	Flat card, graduated every 5°. Apparent Ø 130 mm. Heading numerals every 30°.
Hood/sunshade	Unique articulated protective hood : built-in sliding cover, composed of 3 telescopic parts.
Mounting	Pedestal mounting or minimal height flush mounting. Choice of 2 binnacles (96 mm high) ; Pedestal Ø 175 mm.
Lubber lines	3 lubber lines, at 45°.
Compensation	Supplied as standard.
Lighting	12-24 V. LED.
Supplied with	Drilling template.
Homologation	SOLAS-MED 96/98.

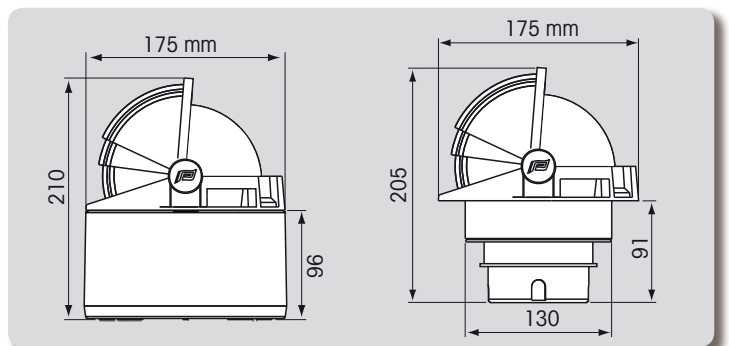
Options

- **Flushmount kit : 11781**
Ensures fully watertight flushmount installation.
- **Mounting kit for Goïot P 1077 : 11466**
- **Whitlock binnacle for compensable Olympic 135 : 42131**



Stylish design : articulated protective hood that slides shut, opening and closing click-stop.

OLYMPIC 135	Compass alone	Compass + white binnacle set	Binnacle alone
• BLACK COMPASS			White plastic : 10301
red card	65533	65530	
black card	65476	65529	
• WHITE COMPASS			Polished st. steel : 17283
red card	65535	65532	
black card	65534	65531	



Olympic® 135 Open

Sail or poweryachts 9 m and above (30 ft +).
Ideal on sail or power catamarans.
Flushmount compass for deck or dashboard
flushmount, or steering wheel pedestal.

Sunshield allows perfect card visibility from
more than 200° viewing angle.



SOLAS

5 year
Warranty



+9m



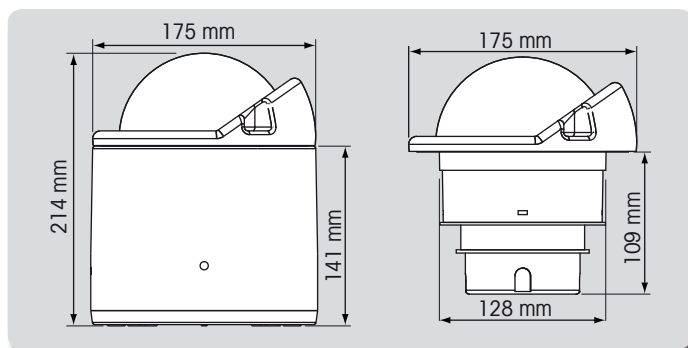
Olympic 135 Open

OLYMPIC 135 OPEN	
Boat	Yachts -sailing and power- over 9 m (30').
Card	Flat card graduated every 5°. Apparent Ø 130 mm.
Mounting	Flushmount on horizontal surface or pedestal-mount (with optional binnacle).
Lubber lines	3 lubber lines at 45°.
Compensation	Supplied as standard.
Lighting	12-24 V. LED
Supplied with	Sunshield and protective cover, drilling template.
Homologation	SOLAS-MED 96/98.


Universal balance :
around the world
with one compass.



OLYMPIC 135 OPEN	Compass	Binnacle
Red card	65523	10300 (white plastic)
Black card	65514	



Tactical compasses



Contest 101 tactical

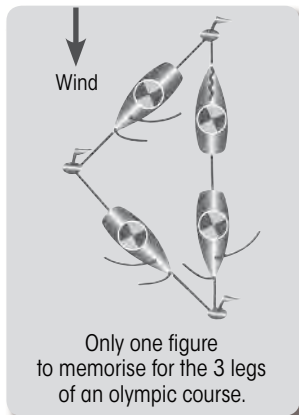
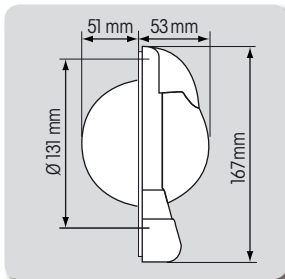
Sailboats of 8 to 12 m (26 to 40 ft).

64425

Comes with protection cover.

- Double reading : from cockpit and from cabin.
- Apparent diameter of tactical card : 100 mm.
- Functional heelmeter.
- ISO 25862 compliant.

Compensation : 17673



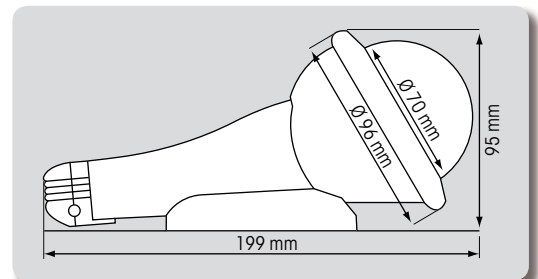
Iris 100 tactical

63867

Multi-position : horizontal, vertical, flat or even upside down installation. It can be taken away for storage, and moved to any convenient location on the boat : simply clip the shock-proof soft rubber casing to the bracket, a smooth-edge base that won't snag sails, lines or fingers.

- Conical card with vertical and horizontal reading.
- Gimballed magnetic cell : card remains perfectly horizontal, whatever the mounting angle.
- 6 mobile lubber lines.
- Iris 100 floats.
- Weight : 295 g.
- ISO 613 compliant.

Additional bracket : 22477
Order extra brackets for additional compass "stations".



The Contest 101 tactical and Iris 100 tactical models combine the functions of :

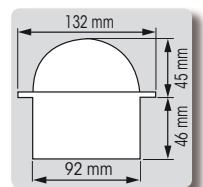
- Main steering compass, from card horizontal surface. Course is read from the lubber lines mounted in the lower part of the bowl.
- Tactical compass, from card vertical section (direct reading). Tactician-crew only needs to memorise one figure for the 3 legs of an olympic course.



Olympic tactical

17250

- Flat card, slightly dished.
- Apparent diameter of the card : 85 mm.
- 5 lubber lines.
- Weight : 375 g.



470 series and Plastimo have celebrated their 50th anniversary : lots of fond memories and success together !

Specialty compasses



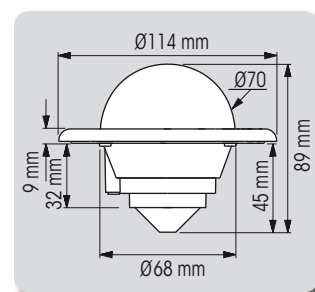
Mini-C compass

Multi-purpose compass : dinghy sailing, cruising, powerboating... Thanks to its gimballed magnetic cell, the Mini-C adapts to any location on board, vertical or horizontal. Installation is very easy : simply flushmounted, vertically on a bulkhead or horizontally on the dashboard or instrument pod.

- Conical card with dual reading (vertical and horizontal).
- Apparent card Ø 70 mm
- Magnetic cell mounted on gimbals provides excellent card stability : the card remains horizontal whatever the inclination.
- 2 mobile lubber lines.
- Illumination optional.
- Comply with ISO 613.

MINI-C	
Black flange	63868
White flange	63869

Option
12/24 V LED light :
62037



Mini-B compass

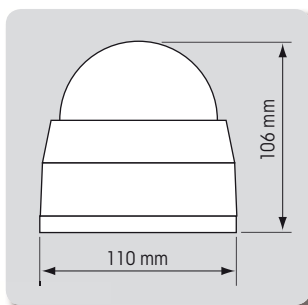
Specially designed for small boats (less than 9 metres/30 ft).

The Mini-B combines exclusive attractive features : No drilling in the deck is required : the binnacle is simply secured with 3 screws.

The compass cell can be removed instantly with one single twist, for quick storage and security.

- Apparent card Ø 90 mm.
- Mobile lubber lines.
- Card pivot mounted on a shock absorber.
- Optional compensation available.

MINI-B	
MINI-B OLYMPIC	17233
Compensation	17673



Doris compass

Universal balance

66485

Traditional compass designed for small crafts.

Presented in a varnished wooden box, with transparent plexiglas sliding lid.

- White card, graduated every degree and intercardinal points.
- Apparent diameter of the card : 72 mm.
- 1 fore-and-aft line and 2 lubber lines at 45°.
- Gimballed.
- Accurate up to 60° rolling and 30° pitching.
- Dimensions : 152 x 152 x 100 mm.

Compass for Kayak



Offshore® 55 kayak

Ideal partner for kayak touring.



B. Leglath ©

Materials

All parts fully UV-ray treated. Scratch resistant dome.

Card

Contributes to safety and provides reliable reading, whatever the ambient light and weather/navigation conditions (conical card, perfectly stable, 55 mm apparent diameter). Front reading.

Watertight construction

One-piece moulded flange and bowl. Diaphragm for absolute watertightness.



Moulded-in notch to visualise heading easily.

Bracket-mount

Large stable base absorbs vibrations. Attachment on the kayak lifeline with the shock cords and hooks (included).

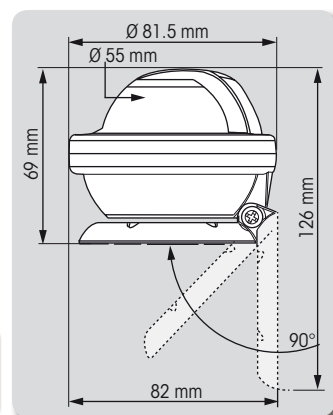
Offshore® 55 Kayak

63856

Black card, orange flange

OFFSHORE 55	
Boat type	Kayak
Compass card	Conical card graduated every 5°. Apparent Ø 55 mm. Heading numerals every 30°
Mounting	Bracket-mount with two shock cords and 4 plastic hooks.
Reading	1 moulded-in notch to visualise heading easily.
Compensation	Optional (access by removing the top flange).
Lighting	Optional : 12/24 V LED bulb. Access by removing the top flange.
Supplied with	Orientable installation base, shock cords + hooks, screws.

Universal balance



5 year Warranty

Options



- Compensation : 17673
- Optional lighting : 62037 LED bulb, 12/24 V
- Kit including 2 shock cords + hooks : 63853

Handbearing compasses



Iris 100 compass

All-rounder : Iris 100 is a course and a handbearing compass.

Multi-position mounting : ideal on sailboats (dinghy, sportsboat, small cruiser), small crafts (kayak, canoe, fishing) or RIBs and fast motor cruisers due to its excellent capacity to absorb vibrations.

- **It can be installed on any inclination or position :** vertical, horizontal, laying flat, upside down...
- **It can be taken away and moved around the boat :** it is simply clipped on a smooth-edge bracket, designed not to catch sails or hurt fingers.
- **A soft rubber casing provides efficient protection against shocks.**



Universal balance



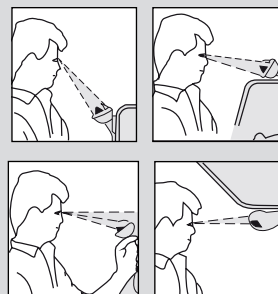
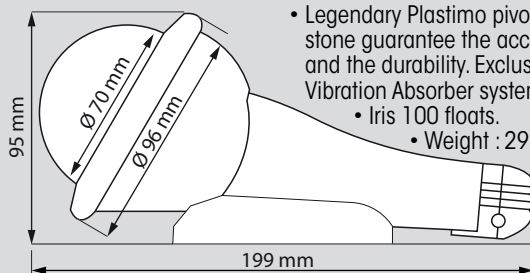
Comes complete with protection padded and assembly screws.



IRIS 100	Without lighting	With lighting*
Blue	63874	63875
Yellow	63876	63877

* LED for homogeneous lighting and longer lifetime. LED will flash to indicate low battery status. Operated by standard 1.5 V battery (LR03 type).

- Conical card with double reading (direct and horizontal).
- Gimballed magnetic set : the card remains perfectly horizontal, whatever the angle of the compass installation.
 - 2 mobile lubber lines.
 - Legendary Plastimo pivot and hard stone guarantee the accuracy and the durability. Exclusive Vibration Absorber system.
 - Iris 100 floats.
 - Weight : 295 g.



Accessory



- **Additional bracket : 22477**
Compass comes complete with one bracket. Order extra bracket(s) for additional compass stations with one compass only.



Ideal on RIBs and fast motor cruisers.

Resistance to vibration tested by French testing lab LNE (no.30 559 010).

Vibration Absorber exclusive system means minimal contact between pivot and sapphire cup.

"(...) sturdy compass. The weight is well balanced and the long handle is rubberised for a comfy grip. It also has a rubber rim to protect the compass globe. The white compass card is marked with bold black numbers, while the lubber line front and back are day-glo-orange."



September 2014

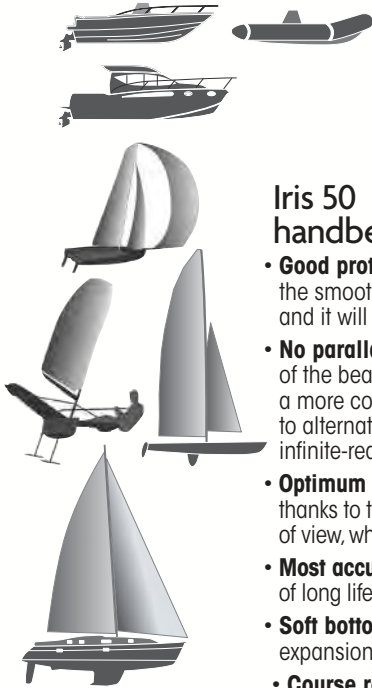
Multi-position



Singlehanded sailors' tip : Mount an Iris 100 compass above your bunk.


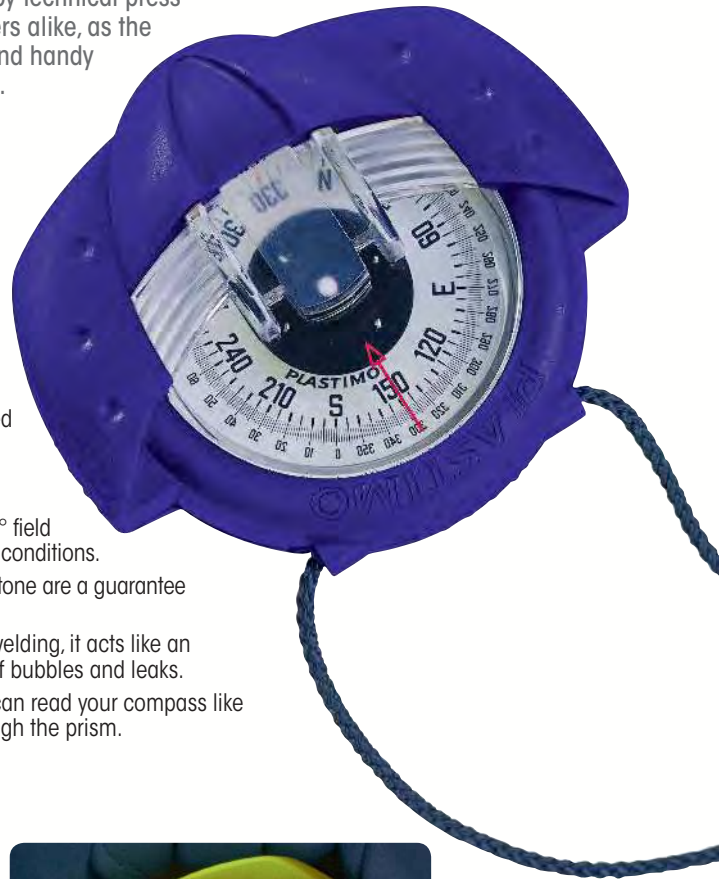
Iris 50 compass

An iconic instrument in the Plastimo range, the Iris 50 is the highly dependable companion of yachtsmen, regatta addicts and top-notch racers worldwide. It is regularly praised by technical press and prestigious skippers alike, as the most reliable, sturdy and handy handbearing compass.



Iris 50 handbearing compass

- **Good protection** against hard knocks : the smooth finish feels soft in your hand, and it will not slip, even if it is wet.
- **No parallax error** : a prism projects the reading of the bearing to infinity. This also contributes to a more comfortable operation, as you do not need to alternate close-reading to read the card and infinite-reading to take bearings.
- **Optimum conditions to take bearings**, thanks to the superb card stability and the wide 20° field of view, which will accommodate the roughest sea conditions.
- **Most accurate bearing** : the pivot and very hard stone are a guarantee of long life and shock resistance of your compass.
- **Soft bottom cell** : engineered using ultra-sonic welding, it acts like an expansion diaphragm, preventing the formation of bubbles and leaks.
- **Course reading** from above the compass : you can read your compass like a standard compass, with no need to look through the prism.



- **Outstanding legibility** of the card, with one-degree graduations.



- **Built-in photoluminescent lighting**, completely maintenance-free, impervious to corrosion, operates without batteries or radio-active tritium.



"This is the Plastimo classic and still scores highest in our test. It's simple, robust and well designed, with everything encased in rubber, except for the lens and the top of the card. (...). The acrylic lens gives the clearest and most accurate read-out, while its position on top of the compass allows you to line up the bold red rubber line directly against the landmark you're taking a bearing on. Stows away easily thanks to its lightweight and small size."



Rated **TOP FOR PERFORMANCE** by SAILING TODAY - September 2014

**MADE BY
PLASTIMO**

As accurate out at sea as in the desert !

Sandproof, shockproof and operational by night with no need for electrical supply : the Iris 50 compass is the precise and precious companion to "gazelles", women-only competing in the off-road **Rallye Aïcha des Gazelles** in the Moroccan desert.

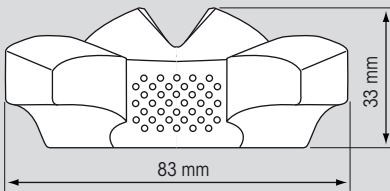




Kevin Escoffier, Bowman on Dongfeng Race Team, Winner of Volvo Ocean Race 2017-2018



ISO
613



- Two functions : handbearing and traditional compass.
- Graduation : every 1°.
- Field of view : 20°.
- Clearance : 12°.
- Built-in photoluminescent lighting.
- Red lubber lines.
- Weight : 105 g.

5 year
Warranty

IRIS 50

Blue	63870
Yellow	63871
Orange	63599
Sand	63603
Army green	63873

Accessories



PVC holder
17244



Bamboo holder
1997004
Suitable for compass or any handheld instrument. Bright honey colour for style, glue-laminated structure for resistance and durability.
Dimensions : 85 x 100 x 40 mm.



Protection pouch
38184
Navy blue coated canvas outside, foam padded inside. St. steel press-stud closure. Loop for belt, max. width 50 mm. Grommet for lanyard to carry and use the compass with protection pouch always tied to compass.

Military and field compass applications :

Army green (ref. 63873) and Sand (63603) models are available on special request with MILS graduation.

- **Graduation in MILS + MILS :**
 - Direct reading every 400 MIL.
 - Reading through prism every 200 MIL.



Accessories for compasses

Protective covers



For sailboat compasses


For compass	Colour	Reference
A Mini-Contest (before 2009)	White	17308
B Mini-Contest & Olympic 95	White	55402
	Black	55599
C Mini Contest Navman/AdvanSea	White	29361
D Olympic 100	White	17287
- Contest 100	-	17302

For compass	Colour	Reference
E Contest 101	Grey	25332
F Contest 130	White	17296
G Olympic 115	Black	61004
	White	61005
H Olympic 135 black, with screws	Black	29403
	White	29404
I Horizon 135	White	17280

For power boat compasses



For compass	Colour	Reference
- Offshore 90	Black	17630
	White	17668
A Offshore 95	Black	55599
	White	55402



For compass	Colour	Reference
B Offshore 105	Black	14451
	White	14450
C Offshore 115	Black	61002
	White	61003
D Offshore 135	Black	14453
	White	14452

Binnacles

For compass	Colour	Reference
A Offshore 115 /Olympic 115	Black	61000
	White	61001
B Olympic 135	White	10301
	St. Steel	17283
Olympic 135 compensable*	-	42131*
C Horizon 135 /Olympic 135 Open	White	10300

*Whitlock binnacle



Lighting

- **Compass manufactured before 2016**
12 V - 1 x 12 V bulb : 17310
24 V - 2 x 12 V bulbs, series mounted : 17310 x 2



- **Compass manufactured since 2016**
12/24 V LED light : 62037
(including Offshore 115 & Olympic 115 since 2014)

LED lighting :

All Plastimo compasses are now equipped with LED lights providing 70% energy saving and increased resistance to shocks. LED lights also have an increased lifetime and are suitable for both 12 and 24 V power supply. When replacing a bulb, you must absolutely choose the same type of bulb (incandescent or LED) as the one that was originally fitted on your compass.

Compensation

Mini-Contest, Contest 101 & 130, Mini-B, Offshore 75
17673



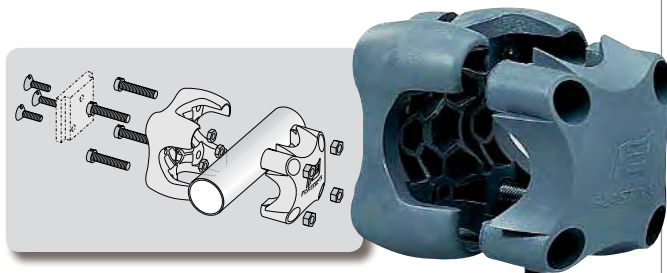
For rail or pushpit mounting




Plasticlip for compass

- Black : 37035
- Light grey : 37036

Ideal to fix compasses Offshore 75 Mini-binnacle, Offshore 75 and Offshore 95 equipped with a bracket.



Bulkhead or dashboard mounting



Brackets

Brackets for	Reference
Offshore 70	14444
Offshore 75 grey	39404
Offshore 75 white	55579
Offshore 90 black	17271
Offshore 90 white	17274
Offshore 105 black	17268
Offshore 105 white	17267
Offshore 135 black	17260
Offshore 135 white	17262
Contest 130 black	38473
Contest 130 white	38474

Beyond a simple aesthetic preference, the bracket mounting offers the extra advantage of isolating the compass from the dashboard, thus reducing the potential interference created by other instruments and metallic objects.

Plastimo answers your questions

I plan to sail in a geographical area different from the zone my compass is designed for. Can I use my current compass ?

All our compasses are balanced manually : with a standard procedure for Zone A models, and using a specific magnetic field simulator for all other area compasses. Balancing the compass consists in adjusting the card so that it is perfectly horizontal. If you sail too far away from the area your compass was originally balanced for, the card will dip and the precision will be affected by a few degrees. For a long passage in a different zone the acquisition of a compass specifically balanced for that area is a wise investment. To select the geographical area where you are going to sail, please consult the map of magnetic zones worldwide.

My boat has a steel or ferrocement hull. Which compass should I choose ?

No compass can answer this specific requirement alone. It is necessary to call for the services of a professional compass adjuster who will set up a compensation system relevant to your boat.

My boat is equipped with a GPS. Is a magnetic compass really useful ?

A magnetic compass indicates the boat's course in real time. This information comes as a complement to the GPS data. Also bear in mind that a magnetic compass remains fully operational even in the event of an electrical failure on board, which would prevent you from relying on your GPS. The magnetic compass is therefore a major safety element on board.

Does my compass need to be compensated ?

Magnetic fields generating interference on the compass performance exist on all boats. The impact on the compass, called "deviation", can originate from many different sources : metallic masses, loudspeakers, engine, electronic instruments...

If deviation ranks between 7 and 20°, your compass should indeed be compensated. Most of our compasses are designed to be user-compensated. Please refer to "Deviation and Compensation" chapter in our catalogue.

Another question ?
most answers to be found on...



Around the world with my compass

UNIVERSAL BALANCE : around the world with one compass

The recent generations of Plastimo compasses are balanced to sail around the world with one single compass.

So much easier for the round-the-world racer or the boater on a world passage, so much simpler too for the boatbuilder who selects one single compass, whatever the final destination of the boat.

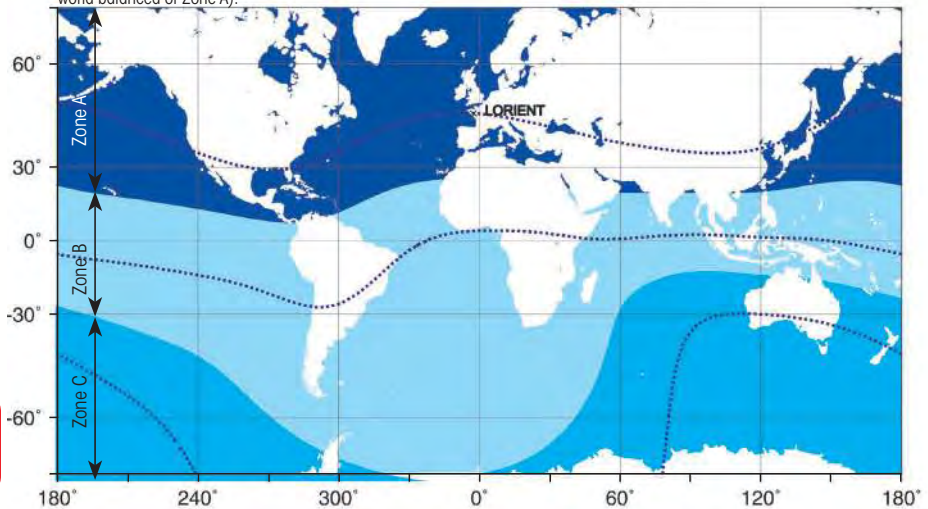
ITALIC references

Universal compass, one single part number to sail around the world.

Zone A North hemisphere (apart from this page, all compass part numbers in our catalogue are either world balanced or Zone A).

Zone B South Atlantic, Indian Ocean, Central Pacific, Tahiti, Reunion Island.

Zone C South Pacific, Australia, New Zealand, New Caledonia.



Description	Zone A	Zone B	Zone C	Description	Zone A	Zone B	Zone C
Offshore 55, bracket mount, black, black card	World : 63854			Contest 130 black, red card, std	17291	19296	19299
Offshore 55, bracket mount, white, white card	World : 63855			Contest 130 black, red card, inclined bulkhead	17292	19309	19317
Offshore 55 kayak, orange, black card	World : 63856			Contest 130 black, red card, bracket	17293	19328	19332
Offshore 75 horizontal flush, black	World : 63857			Contest 130 white, red card, std	17294	19844	19854
Offshore 75 horizontal flush, white	World : 63858			Contest 130 white, red card, bracket	17295	19868	19871
Offshore 75 vertical flush, black	63859	63859	48843	Mini-Contest black, conical card	World : 65742		
Offshore 75 vertical flush, white	63860	63860	48847	Mini-Contest white, conical card	World : 65743		
Offshore 75 mini-binnacle, black	World : 63861			Mini-Contest AdvanSea, black	28976	29021	29022
Offshore 75 mini-binnacle, white	World : 63862			Olympic 95 flushmount	World : 65751		
Offshore 75 basic, mini-binnacle, white, black card	World : 63863			Olympic 100 flushmount, black card	World : 64763		
Offshore 75 basic bracket mount, white, black card	World : 63864			Olympic 100 flushmount, red card	World : 64762		
Offshore 75 bracket mount, black	World : 63865			Olympic 115 black, black flat card, std	World : 60997		
Offshore 75 bracket mount, white	World : 63866			Olympic 115 black, black conical card, std	World : 60913		
Offshore 95 black, black flat card, flushmount	World : 65732			Olympic 115 black, black conical card, inclined surface	World : 60999		
Offshore 95 black, black conical card, flushmount	World : 65733			Olympic 115 white, black flat card, std	World : 60996		
Offshore 95 black, black flat card, bracket	World : 65734			Olympic 115 white, black conical card, std	World : 60912		
Offshore 95 black, black conical card, bracket	World : 65735			Olympic 115 white, black conical card, inclined surface	World : 60998		
Offshore 95 white, black flat card, flushmount	World : 65736			Olympic 115 white, white conical card, std	World : 61205		
Offshore 95 white, black conical card, flushmount	World : 65737			Olympic 135 black+binnacle, red card	World : 65530		
Offshore 95 white, white conical card, flushmount	World : 65738			Olympic 135 black+binnacle, black card	World : 65529		
Offshore 95 white, black flat card, bracket	World : 65739			Olympic 135 white+binnacle, red card	World : 65532		
Offshore 95 white, black conical card, bracket	World : 65740			Olympic 135 white+binnacle, black card	World : 65531		
Offshore 95 white, white conical card, bracket	World : 65741			Olympic 135 black, red card	World : 65533		
Offshore 105 black, black flat card	World : 65004			Olympic 135 black, black card	World : 65476		
Offshore 105 black, black conical card	World : 65001			Olympic 135 white, red card	World : 65535		
Offshore 105 white, black flat card	World : 65005			Olympic 135 white, black card	World : 65534		
Offshore 105 white, black conical card	World : 65002			Olympic 135 Open, red card	World : 65523		
Offshore 105 white, white conical card	World : 65003			Olympic 135 Open, black card	World : 65514		
Offshore 115 black, black flat card	World : 60992			Olympic tactical	17250	18991	18998
Offshore 115 black, black conical card	World : 60991			Contest 101 tactical	World : 64425		
Offshore 115 white, black flat card	World : 60993			Iris 100 tactical, blue	World : 63867		
Offshore 115 white, black conical card	World : 60990			Mini-C black	World : 63868		
Offshore 115 white, white conical card	World : 60989			Mini-C white	World : 63869		
Offshore 135 black, black flat card	World : 65350			Mini-B Olympic	17233	20161	20164
Offshore 135 black, black conical card	23484	23485	23486	Doris compass	World : 66485		
Offshore 135 white, black flat card	World : 65524			Iris 50 blue	63870	63870	21809
Offshore 135 white, black conical card	23493	23494	23495	Iris 50 yellow	63871	63871	24049
Contest 101 black, black card, standard	World : 64421			Iris 50 olive green	63873	63873	38181
Contest 101 black, black card, inclined bulkhead	World : 64422			Iris 50 orange	63599	63599	63600
Contest 101 black, red card, std	World : 64416			Iris 50 sand	63603	63603	63604
Contest 101 black, red card, inclined bulkhead	World : 64418			Iris 100 blue	World : 63874		
Contest 101 white, red card, std	World : 64417			Iris 100 blue + lighting	World : 63875		
Contest 101 white, red card, inclined bulkhead	World : 64419			Iris 100 yellow	World : 63876		
Contest 101 white, white card, std	World : 64423			Iris 100 yellow + lighting	World : 63877		
Contest 101 white, white card, inclined bulkhead	World : 64424						
Contest 130 black, black card, std	39669	39670	39671				
Contest 130 black, black card, inclined bulkhead	40034	40035	40036				

Rules & dividers



Traditional British dividers

Manufactured in brass with stainless steel tips, highly polished. Friction adjustment. Packed in protective PVC wallet.

Model	Size	Ref.
Straight	17 cm	10556
	20 cm	1020022
Single handed	17 cm	10558
	20 cm	1020021



Divider holder

17118

For dividers up to 20 cm.
Divider sold separately.



Nautical plotter

29521

Extremely simple to use, with easy to follow legend. Its fixed silk-screened graduations ensure many years of accurate reading. Dimensions : 33 x 12 cm.



One-arm protractor

29523

Single arm plotter for laying down and transferring position lines and bearings. Movable arm graduated in millimetres.



Parallel rules

Tough, accurate navigational instrument with non-slip rubber pads. Captain Fields most popular design.

Red scale, (cardboard packaging)

• **30 cm : 10552**

Black scale, (plastic bag packaging)

• **38 cm : 10555**



Square protractor

Can also be used as a simple parallel rule and plotter. Supplied in card wallet with instructions.

• **13 cm : 10561**


• **20 cm : 10562**



Triangular protractor

29522

Plot course and distance, celestial LOPs or true bearings. Graduated in cm along its hypotenuse, in degrees on the two other sides. Dimension along hypotenuse : 25 cm.



Cras navigation plotters

Dimensions : 38 x 10 cm.

Features 2 scales.

• **Black graduation : 29519**

• **Two-colour graduation : 29520**

Made in France.

Code of signals

Set of signals

17143

French text.

Dim. : 40 x 32 cm.



Disc of signals

17144

Ø 22 cm.



17143



17144

Instruments for sailboats

advanSea

Instruments are the core component of any yacht navigation system. The advanSea S400 series uses cutting edge technology to provide accurate data for cruisers or racers.

NEW : compass, repeater and Wi-Fi interface are great additions that definitely make the S400 series a solid value set of instruments.

- Accuracy, optimal legibility, flexibility and ease of installation are the key benefits of the S400 series, together with easy intuitive operation with direct function access.
- LCD screens with wide-angle viewing and super size digits for unmatched visibility. Watertight display facia (IP66) ; displays feature an anti-fogging coating for optimal safety even in extreme conditions.



The S400 series is available with a choice of compatible transducers manufactured by Airmar or Plastimo. The instruments can also operate as 'stand alone' with intelligent transducers or an NMEA0183 source.



Depth



Hi-Performance DEPTH SOUNDER with digits (45 mm)

- Depth : 1.5 to 100 m* (5 to 330 ft) with keel offset.
- Depth trend indication.
- Deep and shallow alarms.
- Low battery alarm.
- Simulation mode.

* Depends on transducer.

DEPTH S400	Ref.
• Complete, with Airmar transducer (61669)	63756
• Instrument only (no transducer)	57748

Supplied with weather cover.

See page 347 for transducers.



Option

Connection bus box (proprietary bus) : 57765

AdvanSea Bus : Each S400 instrument features AS-1 Bus. This Half Duplex single-cable bi-directional 38400 baud Bus, enables extremely fast and reliable exchanges between all S400 instruments on board. Up to 20 S400 instruments can be connected to this network.

In addition, the AdvanSea AS-1 junction box (ref. 57765) facilitates the data transfer between 3 AdvanSea instruments through the AS-1 Bus, and allows NMEA connection to or from the instruments



Speed



LOG-SPEEDO with giant digits (45 mm)

Delivers all speed, distance, time and temperature data, together with countdown function.

- Water speed : 0-60 knots, 0-69 mph, 0-111 km/h.
- GPS speed if connected to compatible (NMEA0183) navigator.
- Total and trip log.
- Elapsed time and countdown race timer.
- Water temperature.
- Speed trend indication.
- Surface speed high and low alarms.
- Low battery alarm.
- Simulation mode.

See page 347 for Speed transducers.

SPEED S400 log-speedo	Ref.
• Complete, with Plastimo transducer (60640)	63757
• Instrument only (no transducer)	57749

Supplied with weather cover.

Multi

See page 347 for Depth & Speed transducers.

All the functions of S400 Depth and Speed.

Choice of data displayed on 2 lines.

- Lower line : 22 mm high digits.
- Upper line : 32 mm high digits.
- Depth and speed trend indication.
- Proprietary Bus interface and NMEA0183 input/output.
- Simulation mode.

MULTI S400	Ref.
• Complete, with transducers (40640 & 61669)	63758
• Instrument only (no transducers)	57750

Supplied with weather cover.



Wind



All essential Wind data on a digital display

- Instant wind direction information in analogue and digital display.
- Data displayed on 2 user-settable lines (upper line 32 mm high, lower line 22 mm high).
- Proprietary bus interface and NMEA0183 input/output.
- Wind speed (0 to 199 knots).
- Wind direction through 360°.
- Wind trend indication.
- Apparent and true* wind angle and speed.
- Wind direction at 1° resolution.
- VMG speed.
- Wind speed alarm.
- Low battery alarm.
- Simulation mode.

* If connected to speedometer delivering surface speed or GPS.

WIND anemometer	Ref.
• Complete, with masthead unit + 25 m cable	57751
• Instrument only (no masthead unit, no cable)	57752

Supplied with weather cover.

Wind-a

Wind direction indication on a 360° analogue display

Same features as Wind S400 model.

WIND-anemometer	Ref.
• Complete, with masthead unit + 25 m cable	57753
• Instrument only (no masthead unit, no cable)	57754

Supplied with weather cover.



Spare parts for Wind & Wind-a

• 25 m mast head cable : 57763



• Wind cup : 58706



• Wind vane : 58707



• Bearing kit for cups : 62345

• Bearing kit for windvane : 63482

Advantage masthead transducer unit

High quality design incorporating precision bearings and aluminium cantilever arm.

Sensitivity threshold is very low to ensure an optimum accuracy even in light winds. Balanced wind vane for increased accuracy and stability at heel. Sturdy construction and watertight connector.

Advantage masthead unit	Ref.
• Masthead transducer unit + 25 m cable	57761
• Masthead transducer unit, no cable	57762



Repeat



Repeats all data from S400 instruments through the advanSea AS-1 bus. Also repeats data from all instruments featuring an NMEA0183 capability.

- Apparent wind direction and speed.
- Depth (with and without offset).
- Water speed and GPS speed (with and without offset).
- Water temperature.
- Total and trip log.
- Course information (compass).

NMEA0183 compatible sensor : see Page 347.

Features

- 2-line display : digits 32 mm high on upper line, 22 mm on lower lines.
- Proprietary Bus interface and NMEA0183 input/output.
- Simulation mode.

S400 REPEAT	Ref.
• Repeat S400, display alone	67039

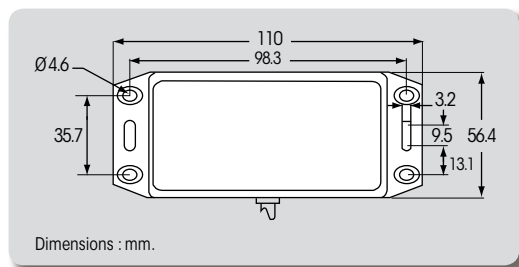
WiFi - 4G

WiFi universal multiplexer 64073

Centralizes all NMEA0183 data sources into a single stream. Then, the data is transmitted via WiFi and accessible from a wireless device : laptop, tablet or smartphone.

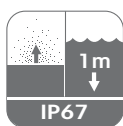


Once the instruments are connected, the interface automatically configures itself.



- Built-in supply and data cable : 1 m long.
- Power supply : from + 9.5 V to +30 V.
- Power consumption : max. 40 mA (12 V).

S400 compass



Earth magnetic field sensor.

A Fluxgate compass sensor consists of a ferromagnetic washer, an excitation coil and two detection coils. Induction is created in the washer by a signal on the excitation coil. The presence of an external magnetic field (earth magnetic field) generates an additional induction in the washer and produces distortions measured by the detection coils. This measurement is then used by the electronics.



The S400 Compass is an advanSea sensor designed to measure the earth's magnetic field.

Delivers a magnetic heading indication (HDG frame) using an NMEA0183 connection. Compatible with the advanSea Wi-Fi interface (ref. 64073), the advanSea REPEAT display (ref. 67039). Also compatible with all devices featuring an NMEA0183 input and able to receive magnetic heading information (GPS card reader, navigation software, radar, etc..).

- Power supply : 10 to 16 V DC / 25 mA.
- 1° resolution.
- Overall height 68 mm x Ø 76 mm
- Weight : 270 g including cable.

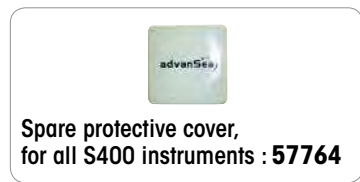
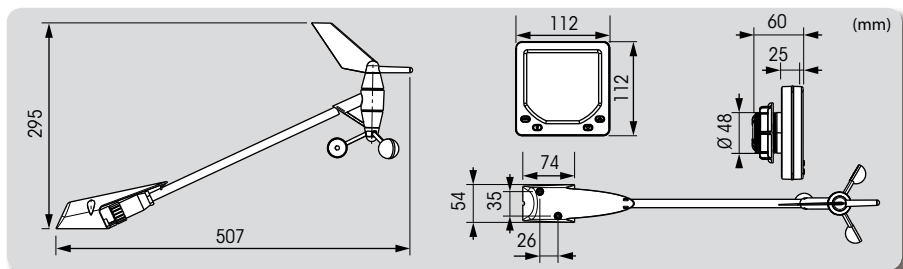
S400 COMPASS	Ref.
• S400 compass with 6 m cable, holding bracket + fixing screws, instructions manual*	67040

* Paper instruction manuals : French and English.

**S400
instruments**



COMMON FEATURES	DEPTH	MULTI	SPEED	WIND	WIND-a
External unit dimensions	112 x 112 mm		112 x 112 mm		
Operating voltage	10V to 16.5V		10V to 16.5V		
Display power consumption	Below 150 mA Incl. backlighting		Below 150 mA Incl. backlighting		
Operating temperature	-10 to + 50° C		-10 to + 50° C		
Storage temperature	-20 to + 60° C		-20 to + 60° C		
Mounting	Flush mount		Flush mount		
Drilling Ø	48 mm		48 mm		
Fixing	Rear locking collar		Rear locking collar		
"O" ring for bulkhead mount	✓		✓		
Buzzer/external alarm output	✓/✓		✓/✓		
Screen	Monochrome LCD, TN technology (Twisted Nematic)		Monochrome LCD, TN technology (Twisted Nematic)		
Backlit keys	✓		✓		
Backlit screen	Yes, amber, 5 levels (Off, 1, 2, 3, 4)		Yes, amber, 5 levels (Off, 1, 2, 3, 4)		
Anti-fogging screen	✓		✓		
LCD	Transflective		Transflective		
Waterproof rating	IP66 front face		IP66 front face		
Intuitive menu	✓		✓		
Weather cover	✓		✓		
Simulation mode	✓		✓		
INSTRUMENTS SPECIFIC FEATURES					
Depth range	1.5 to 100 m (5-33 ft)		-	-	-
Water speed	-	0 to 60 knots		-	-
Depth speed	-	Yes if connected through NMEA0183		-	-
Wind speed	-	-	-	0 to 199 knots	
Wind direction	-	-	-	0 to 180° Port-Starboard 0° / 359°	
True wind	-	-	-	If connected to speedometer with surface speed or GPS	
Depth resolution	0.1 m from 0 to 19.9 m / 1 m from 20 to 199 m		-	1° in direction	
Speed resolution	-	0.01 knt from 0 to 19.99 knt / 0.1 knt from 20 to 60 knt		0.1 knt from 0 to 19.9 knt / 1 knt from 20 to 199 knt	
Display damping	1 - 30 steps		1 - 30 steps		
NMEA0183 input ports	1		1		
NMEA Input sentences	Speed : VHW/VTG/VLW/MTW/RMC - Depth : DPT / DBT Multi : VHW/VTG/DPT/VLW/MTW/RMC/DBT			VHW / VTG / MWV / RMC / VWR	
NMEA0183 output ports	1		1		
Output sentences	DBT/ DPT	VHW/VLW/ MTW/ DBT/ DPT	VHW/VLW/ MTW	VPW / MWV / VWR	
Proprietary bus	Half-Duplex series connection (38400 bauds on one wire)			Half-Duplex series connection (38400 bauds on one wire)	
Countdown	-	✓	✓	-	
Digits size	45 mm	45 mm	Upper line : 32 mm Lower line : 22 mm	Upper line : 32 mm Lower line : 22 mm	
Units	°F & °C - Feet - Metres - Knots - Km/hr - Miles/hr - V - Miles - Km			Degrees - M/s - Beaufort - Knots - Km/hr - Miles/hr - V	
Alarms	High & low depth / Low battery	Deep & shallow speed/ High & low depth / Low battery	Deep & shallow speed / Low battery	Strong wind / Low battery	



Transducers

For S400

and some Navman instruments*



REPEAT

112 x 112 mm

10 V to 16.5 V

Below 150 mA incl. backlighting

-10 to + 50° C

-20 to + 60° C

Flush mount

48 mm

Rear locking collar



Monochrome LCD, TN technology
(Twisted Nematic)



Yes, amber, 5 levels (Off, 1, 2, 3, 4)



Transflective

IP66 front face



VHW / VTG / DPT / VLW / MTW / RMC / DBT /
MWV / VWR / HDT / HDM / HDG / VPW

1

VHW / VTG / DPT / VLW / MTW / RMC / DBT /
MWV / VWR / HDT / HDM / HDG / VPW

Half-duplex serial connection
(38400 bauds on one wire)

Upper line : 32 mm

Lower line : 22 mm

°F & °C - Feet - Metres - Knots - Km/h - Miles/h - V -
Miles - Km - Degrees - M/sec - Beaufort

Off course, low battery



**Thru-hull, fixed Airmar P319
mono-frequency**

61669

200 kHz, beam width 12°. Plastic
body. Drill Ø 51 mm. 9 m cable.
RCA connector. Max. 200 m.

* Compatible with
Navman Multi &
Depth 100 and 3100



30-knot sensor

40640

Speed and temperature.
Removable plastic
thru-hull fitting.
Drill Ø 51 mm.
8 m cable. LT8 connector.

**MADE BY
PLASTIMO**

Spares

• **Thru-hull paddle wheel :**
17408
for Plastimo transducer 40640
Ø 51 mm



• **Thru-hull only : 61901**
for Plastimo transducer 40640 Ø 51 mm



**Airmar ST850
45-knot
thru-hull**

57768

Speed and temperature.
Removable thru-hull fitting.
Anti-return valve. Drill Ø 51 mm.
9 m cable. LT8 connector.



**Airmar B17 45-knot
thru-hull**

47552

Speed and
temperature.
Bronze thru-hull fitting.
Anti-return valve. Drill Ø 51 mm.
9 m cable. LT8 connector.

* Compatible with
Navman Multi &
Speed 3100



**Airmar DST800 NMEA 0183
removable thru-hull sensor**

66996

Compatible with all NMEA0183 instruments (S400, Depth and
Speed S400, Repeat S400, WiFi Advansea interface, chart reader,
navigation software, radar, etc...).

- Removable.
- Anti-return valve / Ø 51 mm.
- 10 m cable / no connector.
- 10 to 25 V power supply / < 40 mA.
- 70 m maximum depth.

** Thru-hulls 54940, 58416 & 57769
also compatible with Navman
instruments :
• Fish 4500 / Fish 4600 and superior
models
• Trackfish 6500 / Trackfish 6600
and superior models
• 8084 & 8120

For C56

and some Navman instruments**



**In-hull puck,
Airmar P79
dual-frequency**

54940

50/200 kHz, beam width 45/12°. 10 m cable. LT6F connector. Compensation up to 22° of slope.



**Plastic thru-hull,
Airmar P319
dual-frequency**

58416

50/200 kHz, beam width 45/12°. Drill Ø 51 mm. 10 m cable. LT6F connector. Max. 350 m.



**Transom mount
Airmar P58
Dual-frequency/
speed/temp.**

57769

50/200 kHz. Beam width 45/11°. 10 m cable. LT6F connector. Max. 350 m.

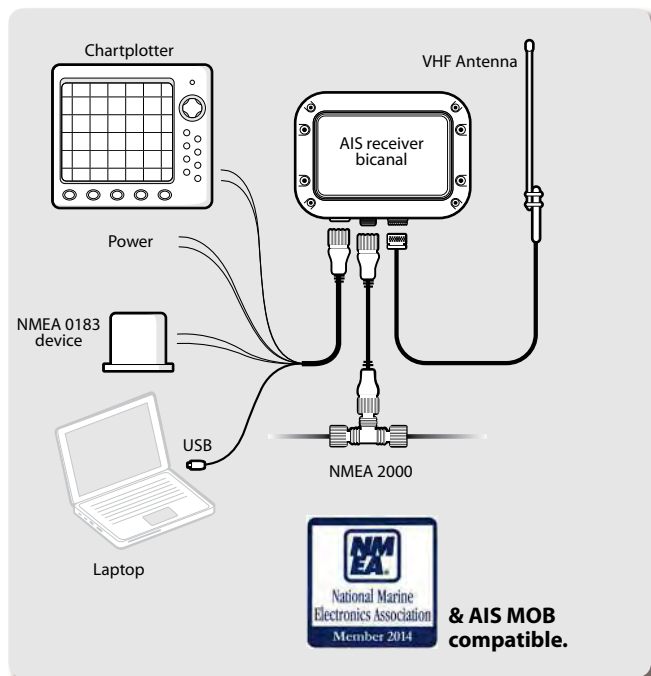
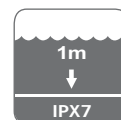
AIS Transceivers

Improve your safety at sea with advanSea AIS.

Receive AIS broadcasts from other vessels and display their location, speed and heading on your GPS Plotter or PC.

All advanSea GPS plotters are AIS interface ready.

advanSea

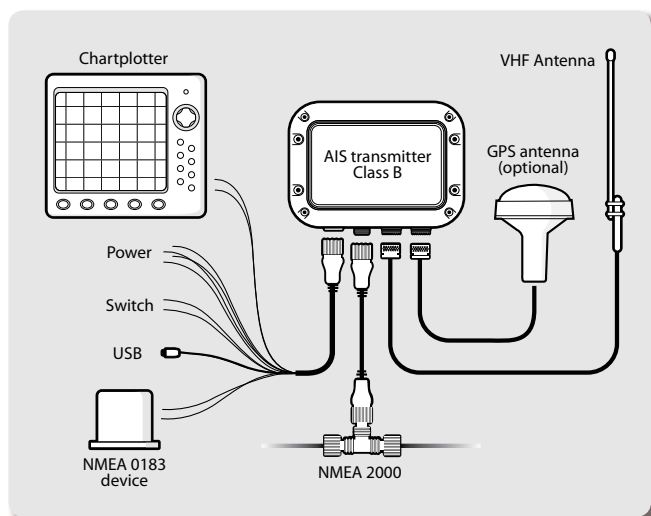


NMEA 0183
USB
NMEA 2000

RX-110 AIS receiver

61905

The RX-110 outputs the received AIS data transmitted by vessels with class A and B transponders on the VHF network.



TR-210 AIS transceiver

61904

See and be seen.

This Class-B AIS transceiver module enables both the transmission and reception of AIS data from your boat. Your vessel identification data is programmed into the TR-210 using the software and cable included with the transceiver.

The TR-210 AIS transceiver output connects to your GPS/Plotter via the NMEA 0183 or NMEA 2000 (depending on instrument compatibility) interface and to your PC through the USB connector. The TR 210 has an internal GPS antenna providing vessel position data to the AIS transmitter. An external GPS antenna can be connected if necessary (ref. 62173).



NMEA 0183
USB
NMEA 2000

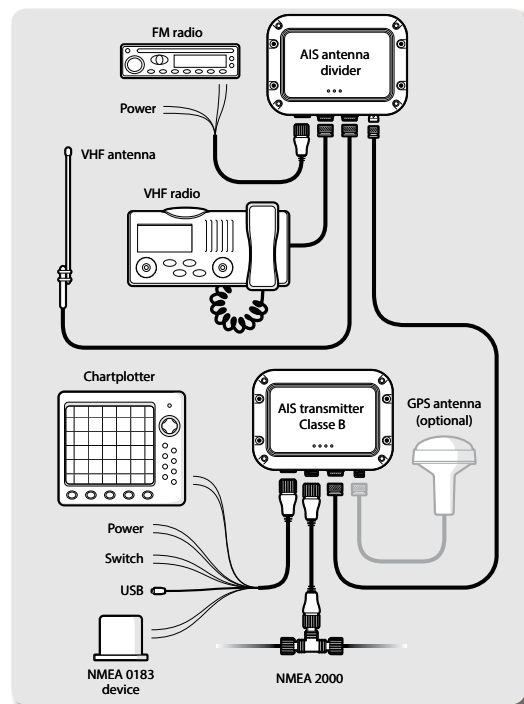


VHF Splitter AIS SPLIT-110 61906

Enables the simultaneous use of the vessel's installed marine VHF radio and an AIS transmitter or receiver via a single VHF antenna.

What is AIS ?

The AIS system, Automatic Identification System, enables the automatic exchange of navigation data such as position, MMSI number, course, speed etc. over the marine VHF digital network.



Specifications & performance features of advanSea AIS instruments

Specifications	AIS RX-110	AIS TR-210	AIS SPLIT-110
Dimensions	140 x 100 x 42 mm (L x W x H)	140 x 100 x 42 mm (L x W x H)	140 x 100 x 43 mm (L x W x H)
Weight	250 g	250 g	250 g
Power	2 to 24 VDC - Power consumption : 200 mA@12VDC	12 to 24 VDC - Power consumption : 170 mA@12VDC	12 to 24 VDC - Power consumption : < 150 mA@12 VDC
Electrical interfaces	NMEA 0183, 38400 Baud (output), NMEA 0183 4800 Baud (input) - USB - NMEA 2000®	NMEA 0183, 38400 Baud (output), NMEA 0183 4800 Baud (input) - USB - NMEA 2000®	VHF antenna output (SO239 connector) - VHF radio input (SO239 connector) - AIS input (BNC connector)
Supplied with	Power, NMEA 0183 & USB cable - User manual - Quick start guide - Warranty card - CD & Fixing screws.	Power, NMEA 0183 & USB cable - User manual - Quick start guide - Warranty card - CD & Fixing screws.	Power cable - VHF radio interface cable - AIS interface cable - User manual - Quick start guide - Warranty card - CD & Fixing screws.
User interface	2 LED indicators for power and AIS message reception	4 LED indicators for power, transmit timeout, Error and Silent mode	3 LED indicators for power, VHF and AIS transmission
Operating temperature	-25°C to +55°C	-25°C to +55°C	-10°C to +55°C
Waterproofness	IPX7.	IPX7.	IPX7.

Anemometers



Windy handheld anemometer 49357

3 cups mounted on rotor, allow the reading of wind speed in all Waterproof and insubmersible. Automatic backlighting in low light conditions. Automatic OFF switch 60 seconds after cups have stopped rotating (allows battery saving).

Wind speed :

- Scale : 1 to 40 m/s.
- Units : digital knots, m/s, km/h, mph.
- Graphic Beaufort force.
- Maximum wind speed.
- Average speed on 5, 10, 20 or 40 selected seconds.
- Accuracy : 4%.
- Resolution : 0.1 (up to 9.9), 1 (over 10).

Air temperature and Windchill :

- Scale : -20 to +60 °C.
- Accuracy : 1 °C (2 °F).
- Units : °C or °F.
- Resolution : 1 °C (2 °F).

- Dimensions : height 135 mm, Ø 7 cm (cups included).
- Weight : 70 g with battery.
- Power : 1 x 3 V lithium battery. CR2032 type.
- Battery lifetime : 8000 hours (up to 10 years), 100 hours with backlighting.



Large backlit screen with 2 configurable lines. Digits up to 15 mm high.

Options & Accessories



- **Holder 49359**
Bulkhead mount or standing.
For easy storage or for measurement with tripod.

- **Replacement kit 49358**
3 cups mounted on rotor.

Windmate 200 pocket anemometer

54958

As a real innovation, the Windmate 200 gives the wind direction, with its wind sensors and integrated compass. Waterproof thanks to its incorporated protective case. Space saving and easy storage. The Windmate 200 floats.

Wind speed :

- Scale: 0.8 to 143 km/h.
- Accuracy : ± 3%.
- Units : knots, mph, km/h, m/s, ft/min., Beaufort Force.
- Max. wind speed.
- Average wind speed (over 5, 10 or 13 seconds).

Wind direction :

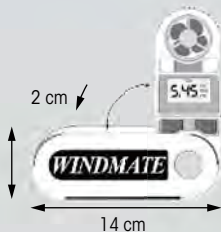
- Wind direction through 0 to 360°.
- Accuracy : ±1°.
- Wind indication : head and cross wind.



Compas :

- Route indication through 0 to 360°.
 - Accuracy : ± 1°
- Update every second.
Automatic switching off after 5 minutes.
Read-out freeze facility.

- 1-line easy-to-read 12 mm LCD display.
- 2-line LCD display.
- Weight (with battery) : 85 g.
- 24 mm impeller, corrosion free.
- Waterproof slip-on case, shocks and UV-rays resistant + safety lanyard. 4.5 cm
- Powered by a 3 V lithium battery (CR2032 type, supplied).



Self powered wind speed indicator

17435

Thanks to the unique galvanometer technology developed by Plastimo, this instrument does not require any power source : it is operated only by the energy generated by the windvane.

The complete set comprises :

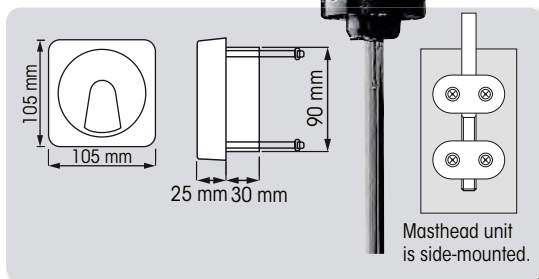
- The cup type rotating masthead unit, to be secured along the mast, by means of two clips (supplied).
- The cockpit repeater, with a dial calibrated 0-60 knots/1-11 Beaufort scale through 240°.

Features 12 Vdc lighting, to be connected to the board battery.
Supplied complete with 20 m cable.



Spare parts

- Masthead unit + 20 m cable : **17436**
- Cockpit repeater 0/60 Knots : **17437**
- Cup type rotating masthead unit : **17438**
- Motor and axis : **18950**
- Facia for 0/60 kts repeater : **20358**
- Individual cup : **21272**





Skywatch Xplorer handheld anemometers

The Xplorer range is available in 4 versions : from the basic measurement of wind speed to air temperature function or digital compass, barometer and altimeter.

Accurate and instant reading by pressing one single button. Waterproof case with st. steel base. Lithium battery for long lasting use.

- Xplorer 1 : **477060**
- Xplorer 2 : **477061**
- Xplorer 3 : **477062**
- Xplorer 4 : **477063**



Common features

- Waterproof.
- Backlight LCD screen.
- Auto-off after 1 minute or possibility of permanent switching on.
- St. steel back case for more resistance.
- Power : included CR2032 lithium battery, replaceable. Battery life : 5 years when used regularly.
- Weight : 50 g.
- Dimensions : 41 x 93 x 17 mm.
- Supplied with removable lanyard.

Functions/Ref	XPLORER 1 477060	XPLORER 2 477061	XPLORER 3 477062	XPLORER 4 477063
Wind speed	✓	✓	✓	✓
Temperature/Windchill	-	✓	✓	✓
Electronic compass	-	-	✓	✓
Atmospheric pressure	-	-	-	✓
Altimeter	-	-	-	✓

	Wind speed	Temperature	Compass	Atmospheric pressure	Altitude
Scale	0 to 150 km/h	-50 °C to +100 °C	0° to 359° off North	Absolute : 300 to 1100 hPa Relative pressure : with calibration	-700 to 9000 m
Units	km/h, mph, m/s, fps and knots	°C and °F	degré (°)	inHg and hPa	m and ft
Accuracy	± 3%	± 0,3 °C / ± 0,5 °F	± 4°	± 0,03 inHg / ± 1 hPa	± 10 m
Resolution	in tenth up to 99.9, then to the unit	In tenth of degree	1°	0.01 inHg, 1 hPa	1 m/3 ft
Measurement cycle	2 per second	1 every 0.5 second	2 per second	1 per second	1 m/3 ft



Eole 1

Ideal to discover the wind strength. Displays instant, average (3 s to 24 h) and maximum wind speeds.



Meteo 1

The Meteos 1 presents the same features as the Eole 1 version, with temperature and Windchill functions on top.


Skywatch handheld anemometers with 3D propeller

Combining aesthetic and ergonomic design, the Eole 1 and Meteos 1 Skywatch anemometers feature a large 3D propeller (54 mm) for accurate wind speed indication. Large digits for easy-to-read display.

- **Eole 1 : 478493**
- **Meteo 1 : 478494**

- Waterproof - Unsinkable.
- LCD Backlight screen.
- Aluminium base with thread for mounting on a camera tripod.
- Units : km/h, m/s, knots, mph, and Beaufort, °C, °F.
- Scales: 2 to 150 km/h / -20 °C to +70 °C.
- Accuracy : ± 3% (wind) / ± 0.2 °C (temperature).
- Weight : 235 g.
- Power supply : 2 x 1.5 V batteries, AA type.
- Dimensions : Ø 65 x 155 mm.
- Supplied with protective cap for the impeller.

Fishfinders



FD86A handheld fishfinder 66293

Mobility feature combined with the performance of a traditional depth sounder on a high resolution screen.

Floating sensor delivers most accurate information whatever the type of practice : kayak, fishing out at sea or from the shore.

Compact and handy : battery-powered for mobility. Also very practical when angling or fishing from a boat with no electricity on board.

Splashproof casing (IPX4) guarantees a perfectly safe use.

Comes complete with floating or transom-mount sensor, fixing bracket and 8 m cable.

- Backlit LCD screen 42 x 48 mm, 4-level greyscale display, 128 x 64 pixel.
- 200 kHz sensor with 45° beam.
- Temperature indication.
- Operates with 4 x AAA batteries.

Handheld sensor version



On boat



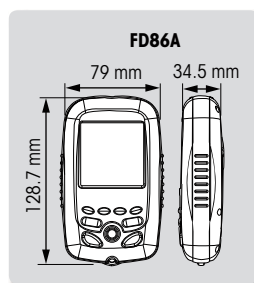
On the seashore



Fixed to the boat hull



Floating



Echotest II « SIMPLE & RELIABLE »

« Equally suitable for diving applications, the Echotest is a real impulse depth sounder watertight to 50 m in a robust casing. (...) Very easy to use : just dip the instrument in the water vertically for a few seconds, with the power switch on. Depth is shown in metres on the LCD display. We checked the indication vs. the data from our regular depth sounder : the Echotest depth indication reflects reality perfectly »

Moteur Boat Magazine, August 2014.



Echotest II depth sounder 38074

Small handheld depth sounder, of extremely simple operation, particularly intended for pneumatic or dinghy sailors.

Equally useful to scubadivers : it gives depth indication relative to the bottom, distance to a rock or to an underwater quay.

Totally waterproof, the Echotest II sounds up to 80 metres, and can be used at a maximum depth of 50 metres.

Echotest operates only when immersed.

- Frequency : 200 kHz.
- Depth range : from 1 m to 80 m (3 to 240 ft).
- Display : LCD, 7 segments, LED backlighting.
- Power supply : rated for 500 readings from one 9 V alkaline battery (6 F 22).
- Consumption : 70 mA.
- Waterproof up to 50 m depth.
- Dimensions : Ø 42 x Length 198 mm.
- Weight : 300 g.



VHF radios

Handheld VHF



HX300E handheld VHF

- **66309** : Europe
- **66322** : Belgium & Netherlands

Includes battery, USB DC charger + cable, belt clip and hand strap.


Waterproof and floating

- 5 Watt / 1 Watt marine VHF.
- Screen size : 35 x 20 mm.
- Submersible to IPX8.
- 220 V charger.
- Flexible antenna.
- Li-Ion 1800 mAh battery.
- USB port for charging.
- Dimensions :
 - without antenna : 136 x 64 x 52 mm
 - including antenna : 285 x 64 x 52 mm.
- Weight : 240 g.

Compact floating handheld VHF providing outstanding transmit and receive performance.

IPX8 protection rating :

- Protected* against water submersion at 1.5 m depth for 30 minutes.
- * only if battery cover is latched and charger cover is snapped closed. (IP) Ingress Protection



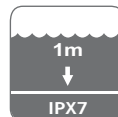
SX-300 handheld VHF

58593

Includes charger, cable, belt clip, Li-ion battery pack.

Floating and slim corrosion-resistant casing.

- Large backlight LCD display (36 x 24 mm).
- R&TTE approval.
- ATIS mode for inland waters.
- High-resistance compact design.
- Large backlight keys.
- Dimensions :
 - without antenna : 137 x 38 mm (H x D)
 - with antenna : 257 x 38 mm (H x D).
- Cigarette-lighter charger (without holder).



Accessories & spares

For SX 300 :

- Mains adapter : **60830**



- Antenna : **61207**

For former SX 200 model :

- Antenna : **56759**
- Belt clip : **56758**
- Cigarette plug 2 V : **57515**

- Desktop charger : **56756**
- 240 V-12 V mains adapter : **56757**



Waterproof pouch


2340123

Translucent welded pouch. Fast opening and closing with snap buttons and triple zip to guarantee waterproofness (IPX8). Dimensions : 135 x 410 mm.



Bamboo holder

- **Size M : 1997005**
Dimensions : 68 x 140 x 45 mm
- **Size L : 1997013**
Dimensions : 90 x 140 x 45 mm



HX890E handheld VHF

67036 (European version)

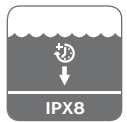
6 W marine floating handheld VHF / built-in GPS & strobe light / DSC-ATIS.
The only VHF on the market which transmits a DSC distress call with your vessel's position and features a water activated SOS strobe light.
Includes battery and charger.

Oversized LCD (43.2 x 43.2 mm) and very intuitive operation with icon menu system.
Suitable for use at sea and in inland waterways.
DSC function. IPX8 submersible waterproof rating (1.50 m deep for 30 min).
High capacity Li-ion battery (1800 mAh).

With GPS
and FM receiver



- Integrated 66 channel GPS receiver.
- 1 W / 2W / 6 W transmit power options.
- 3 programmable soft keys below screen.
- DSC and ATIS functions.
- DSC distress call, individual or group call, position sharing and transmission.
- 2 scrambler systems built-in.
- FM broadcast radio receiver.
- Day and Night mode selected displays.
- Waypoint and Route navigation.
- Navigation data shown on display (lat/long, COG and SOG).
- Water activated SOS strobe light and MOB feature.
- Powered by 1800 mAh lithium-ion battery or battery pack (5 x AAA alkaline batteries).
- Recharges in 3 hours from the mains or from 12 V cigarette lighter socket.
- USB data port – NMEA output and data loading.
- Dimensions : 66 x 138 x 33 mm (L x H x D).
- Weight : 310 g.



Floating

Fixed-mount VHF

64947

FM 25 W marine VHF
Class D / built-in GPS & AIS

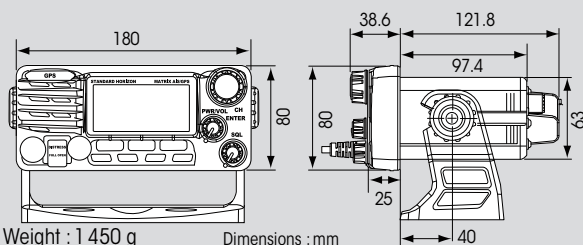
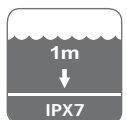
GX2200E VHF

64947 (European version)

Waterproof VHF with integrated GPS and AIS :
the perfect instrument in high traffic areas.
Clear and crisp display of AIS data on 34 x 70 mm (1.8") screen.

- Integrated GPS antenna.
- Integrated dual channel AIS receiver (Automatic Identification System).
- AIS target display : MMSI, call sign, ship name, bearing, distance, SOC and COG.
- Contact AIS ship with DSC.
- Collision avoidance alarm (CPA).
- AIS 38400 output to GPS plotter.
- DSC distress call, Individual, Urgency, Safety, Position Report and Send calls.
- Separate Channel 70 receiver allows permanent DSC watch.
- Enter, Save and Navigate to waypoints with Compass page.
- Navigation data shown on display (LAT/LON, SOG and COG).

- **Waterproof front facia** : IPX7 protection rating.
- ClearVoice noise cancelling speaker microphone.
- Microphone with channel selection and 16/9 key.
- Oversized rotary channel knob with push-to-enter, backlit display and keys.
- 30 W loud hailer / fog horn with pre-programmed fog signals and listen back.
- User customisable soft keys for easy menu operation.
- E2O (Easy To Operate) menu system.
- 12 V power supply.



Weight : 1 450 g

Dimensions : mm

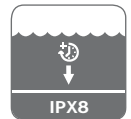


FM 25 W marine VHF
Class D / built-in GPS

GX1700DE VHF

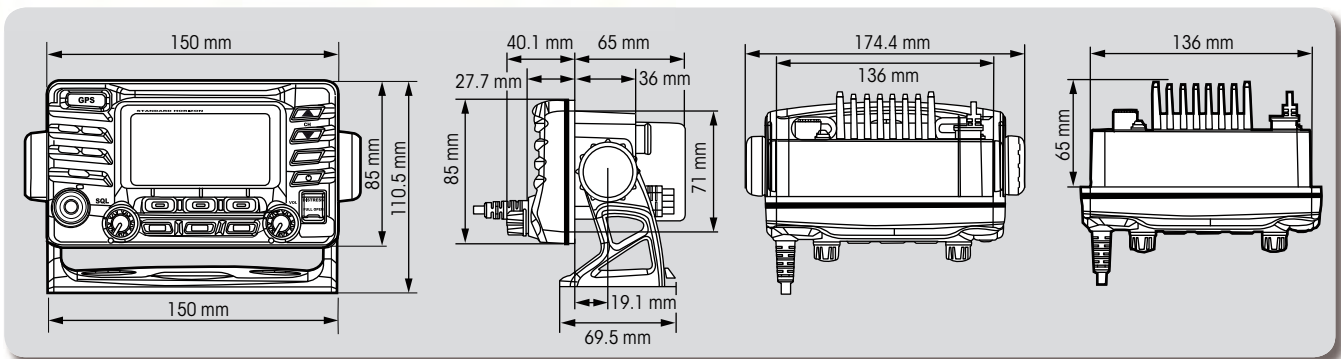
66310

Waterproof and most compact :
only 6.5 cm rear case depth.
Class D DSC. Integrated GPS antenna.



Distress function.
Reduced rear
case depth.

- 25 Watt marine VHF.
- **Integrated GPS antenna.**
- Submersible to IPX8.
- Backlighting adjustment.
- Large 34 x 70 mm LCD display.
- Class D DSC (Digital Selective Calling).
- Navigation data shown on display :
LAT LONG SOG COG.
- Can store up to 100 Wpt and navigate
to them.
- Input/output NMEA port.
- Noise cancelling microphone with
channel selection and Hi-Low
volume tuning.
- Front fascia dimensions : 15 x 8.5 cm.
- Rear case depth : 6.5 cm.
- Weight : 900 g.



FM 25 W marine VHF
Class D / DSC-ATIS

Option

Mounting kit

- For GX22200E & GX1300E :
66473
- For GX1700DE : **66474**



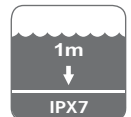
GX1300E VHF

64946 (European version)

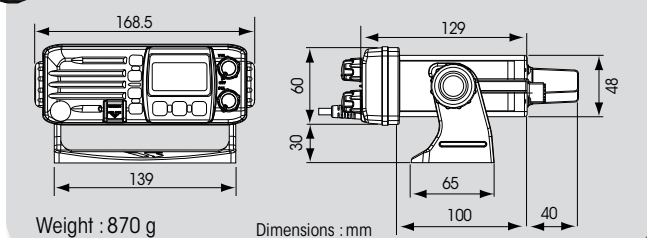
Waterproof and compact, very intuitive operation
with icon menu system.

Large 31 x 55 mm display.

All essential features crammed in an affordable VHF radio.



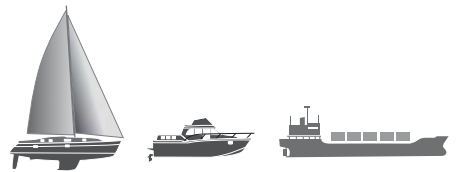
- **Waterproof front fascia** : IPX7 protection rating.
- 3 programmable soft keys below display.
- Separate Channel 70 receiver.
- Full dot matrix display (viewable image 31 x 51 mm) with GPS
position and time when interfaced with external GPS receiver.
- DSC distress call, Individual, Urgency, Safety, Position Report and
Send calls.
- Programmable scan and priority scan, dual watch.
- NMEA In and Output connections to a compatible GPS chart
plotter.
- Microphone with key to Channel 16, channel selection and
high/low output.
- ATIS function.
- Class D amplifier.
- 12 V power supply.



Weight : 870 g

Dimensions : mm

Antennas



4G/Wifi antennas

4G/Wifi HSPA + coastal Internet antennas up to 15 or 20 miles that allow to have a high-speed internet connection by WiFi or Ethernet on your boat. Easy to install : insert the SIM Card (not included) on the receptacle outside, download the Glomex application and get a 4G signal or WiFi connection, providing Internet for each Web device that you have on board : laptop, tablet, smartphone.



weBBoat Plus antenna 4G/WiFi – Dual SIM 64230

- 4G/Wifi HSPA + coastal Internet antennas up to 20 miles.
- Android and IOS apps
- Antenna dimensions Ø x H : 250 x 300 mm
- Weight : 1.2 kg
- Automatic switch WiFi registered networks to 4G
- LTE 4G up to 100 Mbps in download and 50 Mbps in upload
- Dual external Sim
- 3 internal Ethernet ports
- Power supply : 10/30 Vdc
- Supplied without cable



Options for sailing boats



- **St. steel mast support (V9173TV) 57480**
Ø 25 mm. No threading.

Options for powerboats



- **Universal st. steel deck support (V9124) 46790**
Ø 25 mm. H. 150 mm.



- **Flat adjustable deck support, nylon (ITM001) 66928**

Antenne webBoat Plus 4G/WiFi LITE – Single SIM 66929

- 4G/Wifi HSPA + coastal Internet antennas up to 15 miles.
- Android and IOS apps
- Antenna dimensions Ø x H : 158 x 200 mm
- Weight : 0.9 kg
- Automatic switch WiFi registered networks to 4G
- LTE 4G up to 100 Mbps in download and 50 Mbps in upload
- Single internal Sim
- 1 internal Ethernet ports
- Power supply : 10/30 Vdc
- Supplied without cable



Options for sailing boats



- **St. steel mounting masthead. (V9173) 46797**
Standard 1 ¼" threading, weight 330 g.



- **Universal st. steel mounting for antennas and extensions. (V9176) 46801**
Standard threading 1 ¼". Weight 280 g. Height 100 mm.

Options for powerboats



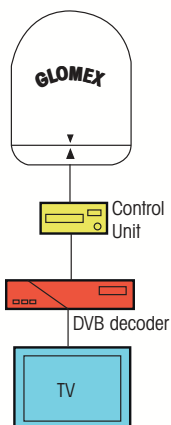
- **Universal nylon-reinforced support (V91750T) 475016**
Standard 1 ¼". Weight 27 g. Height 40 mm.



- **Universal st. steel support (V9177) 66930**
Standard 1 ¼". Weight 150 g. Height 40 mm

Satellite TV Antennas

Glomex satellite TV Antennas provide second-generation DVB-S2 : "Digital video Broadcasting". This technology offers a perfect quality satellite signal to receive broadcast TV channels in FULL HD and 4K.



Rhea V8100S2 66932

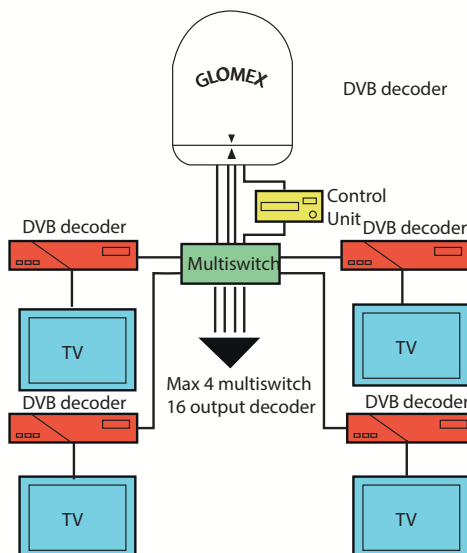
Gyro-stabilized TV satellite antenna, high-performance coverage according to the 470 mm parabolic dish, low energy consumption (12 Vdc - 1.5 A/h). Improves the receptive signal capacity at northern Europe latitude. Easy to install, ready for the next updates.

- Supplied with : 3 satellite control units, 10 m cable, 1.5 m TV cable, thick synthetic seal.
- Dimensions : Parabolic dish Ø 470 mm (18"), antenna Ø 500 x H. 560 mm (20 x 22").
- Voltage : 12 V.
- Weight : 8 kg.

Option



Mounting bracket V9500 :
66934
Common to both models



Saturn 4 V9104S2U 66933

Same features as Rhea, plus the possibility to fit 16 independent set top units on the same boat.

Equipped with multiswitch to connect independent decoders (4 for multiswitch, up to 16 per antenna). Control box could be integrated in the electric dashboard. Ready for the next updates.

- Supplied with : 8 satellite control units, 10 m cable, 1.5 m TV cable, thick synthetic rubber seal.
- Dimensions : Parabolic dish Ø 470 mm (18"), antenna Ø 500 x H. 560 mm (20 x 22").
- Voltage : 12 V and 24 V.
- Weight : 13 kg.

TV/FM antennas



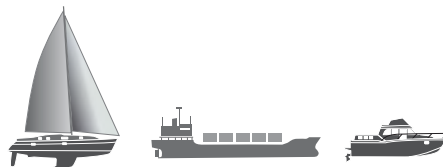
Supplied with : infrared remote control, 61044 external amplifier, 20-m coaxial cable, 1.5-m TV cable.



Polaris V9130 directional antenna

474946


High-performance directional antenna allowing digital terrestrial TV reception. The reception angle can be easily orientated towards the signal direction by means of an infrared remote control. Supplied as standard with 2 amplifiers (external with by-pass and internal) for efficient noise reduction. Horizontal and vertical signals polarization to improve image reception and display.



- Angle of reception : 60°.
- Polarization : horizontal and vertical.
- Amplifier noise factor : 2.1 dB.
- Average amplifier gain : 27.5 dB.
- Adjustable amplifier gain.
- Power consumption in stand-by mode : max 150 mA.
- Power consumption with motor running : 300 mA.
- Power supply : 12 Vdc.
- Dimensions : Ø 370 x H 260 mm.
- Antenna weight : 1.5 kg.



A



Omnidirectional TV antennas

A - Taliha AGC V9125AGCU : **66931**

B - Nashira AGC V9112AGCU : **66999**

Omnidirectional TV antennas with automatic amplifier to guarantee the best reception all the time.

- Impedance : 75 Ohms
- Frequency range : 40-890 MHz
- Angle of reception : 360°
- Polarization : horizontal



B

Supplied with : automatic amplifier 50023/14, 20 m coaxial cable, 1.5 m TV cable et 2 gold plated connectors.



	TALITHA AGC	NASHIRA AGC
Antenna Ø	250 mm	370 mm
Height	151 mm	240 mm
Base Ø	25 mm	25 mm
Antenna weight	405 g	975 g
Gain	23 dB	24 dB
Noise factor	2.2 dB	2.2 dB
Power consumption	180 mA	180 mA
Power supply (Volt DC)	12/24	12/24
TV set max.	2	2
Automatic gain	✓	✓




Omnidirectional TV / FM radio antennas

Avior VT300 : 61677

Omnidirectional TV antenna ultra compact and made in ASA which ensures long life in the marine environment. Supplied with an amplifier they have a perfect analog and digital reception on VHF and UHF frequency.

Supplied with : V911 API-FM separator 61045, V9139/10 10 m cable, V9143 1.5 m cable and universal mount.



- Impedance : 75 Ohms.
- Frequency range : 40-890 MHz.
- Angle of reception : 360°.
- Noise factor : 1.7 dB.
- Gain : 24.5 dB.
- Power consumption : 20 mA.
- Power supply : 12 Vdc.
- Dimensions : Ø 100 x H 210 mm.
- Antenna weight : 250 g.
- TV set max. : 1.

Options	Ref.	Description	POLARIS V9130	TALITHA AGC	NASHIRA AGC	AVIOR VT300
	57480	St. steel TV mast support (V9173TV) Ø 25 mm. No threading.	-	-	-	-
	46789	TV st. steel support TV (V9123) Ø 25.4 mm (1").	-	-	-	-
	46790	Universal st. steel deck support (V9124) Ø 25 mm, H. 150 mm.	-	-	-	-
	66700	Steel support (V9172).	-	-	-	-
	474953	Extension cable for AM/FM antenna (V9148) 3.60 m. Male/female connector.	-	-	-	-
	474975	Gold plated female connector for RG59/U and RG6/U.	-	-	-	-

VHF antennas

All Glomeasy coaxial cable ended with very small FEM connector and without weld.



GLOMEASY RA106SLSFME VHF antenna 67002

For sailing boats.
Supplied without option or accessories.

Options

- **St steel support (RA106BRACKINOX)**
67004



- **L-shaped St. steel support (RA106BRACKINOX-L)**
67005



Common features

Common features GLOMEASY

- Frequency range : 156/162 MHz
- Gain average : 3 dB
- Impedance : 50 ohms
- Polarization : Vertical
- SWR \leq 1.3 at 156.8 MHz
- Max input power : 100 W
- Antenna lenght : 900 mm
- Antenna weight : 180 g
- Termination : FME

Common options for sailing boats & powerboats



- **Nylon deck feed-through (RA140)**
474963



- **FME Female adaptor to female SO239 (RA351)**
67006



- **Protective rubber for PL259 (RA138)**
474961



- **FME male adaptor to male PL259 (RA352)**
67007



GLOMEASY RA106GRPFME VHF antenna 67003

For powerboats.
Supplied without option or accessories.

Option

- **Deck support with waterproof cable (RA135FME)**
67008



Accessories



- **RA357 : FME male connector / FME male**
67013



- **RA358 : 5/8" x 24 to 1" x 14 adaptor**
67014

Cable with FME connectors for GLOMEASY

Ref.	Designation	Length
67009	Cable RA350/3FME	3 m
67010	Cable RA350/6FME	6 m
67011	Cable RA350/12FME	12 m
67012	Cable RA350/24FME	24 m





RA106 Aloud VHF antennas

Aloud RA106 series VHF antennas fit all types of boats. Thanks to their great flexibility, the stainless steel whips absorb physical shocks without canting. The fibreglass version has a shiny polyurethane coating which provides ultimate protection for the internal copper elements against corrosion.

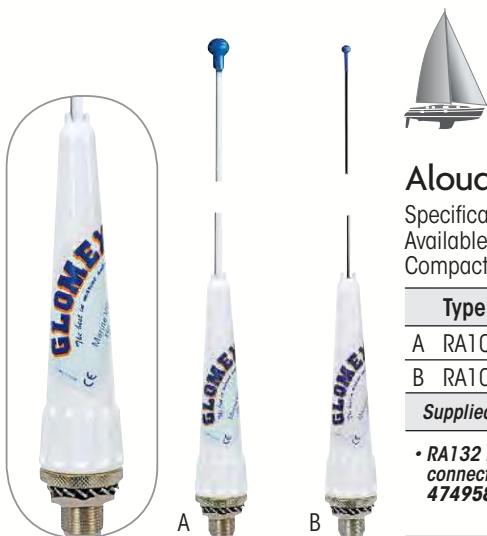
Common features Aloud

- Frequency range : 156 - 162 Mhz
- Impedance : 50 Ω
- Polarization : vertical
- Length antenna : 90 cm
- Gain : 3dB
- SWR : ≤ 1.3 to 156.8 Mhz
- Max. input : 100 W
- Weight : 180 g

For boats	Type	Description	Ref.	Cable Length	Support
A Sailing boat	RA106grp-sb-25	Fiberglass	46729	25 m	Masthead st. steel RABRACKINOX 67004
B Motor boat	RA106grp-pb-6-135	Fiberglass	46727	4.50 m	Nylon dual articulation RA135 46764

Supplied with

- A waterproof and weldfree special connector for easy and quick installation 
- A coaxial cable 
- An RA132 male connector **474958** 
- A PVC sleeve gasket RA138PVC **474961** 
- An RA140 nylon thread feed-thru **474963** 
- An RA106ADAPT1X14 filetage 1"1/4 adaptor (for motor boats only) **46727** 



Aloud RA109 series VHF antennas

Specifically designed for sailboats. Available with stainless steel or fibreglass whip. Compact and highly performant antennas.

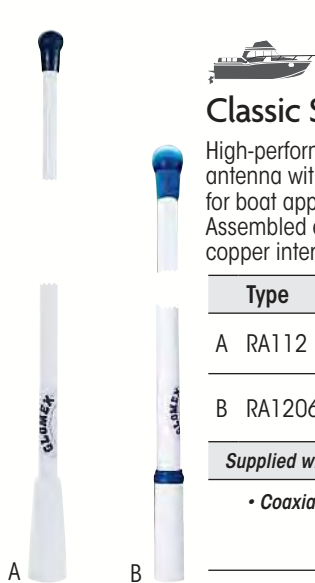
Type	Description	Ref.
A RA109GRP	Fiberglass	46737
B RA109SLS	Stainless steel	46738

Supplied with

- RA132 male connector **474958** 
- Waterproof PVC protection **474961** 
- Stainless steel holder RA106BRACKINOX **67004** 
- Nylon feed-thru thread RA140 **474963** 

Option

- RA152/10 M coaxial cable **474951**
Ø 5 mm ; Impedance (Ohms) : 50 Ω.






Classic Series VHF antennas

High-performances antenna for motorboat. Fibreglass antenna with shiny UV-resistant polyurethane cover, for boat appearance and improved protection. Assembled entirely by hand, with heavy brass and copper internal elements, stainless steel or nylon base.

Options



- Frequency range : 156-162 Mhz
- Impedance : 50 Ω
- Polarization : vertical
- SWR : ≤ 1.3 à 156.8 Mhz
- Maximum input : 100 W

Options


- RA135 dual articulation : **46764** 
- RA107SS dual articulation : **474985** 
- RA166/00 St. Steel dual articulation : **475005** 

Type	Designation	Gain	Embase	Ref.	Length	Cable length	Weight
A RA112	Brass element polyurethane cover nylon ferrule	3 dB	Nylon	474911	1.50 m	4.50 m	450 g
B RA1206NY	Dual-thickness whip antenna, brass component	6 dB	Nylon	46807	2.40 m	4.50 m	456 g

Supplied with

- Coaxial cable RG58C/U 
- RA132 connector **474958** 

Special VHF antennas



RA121 low profile VHF antenna 479120

Compact and aesthetic antenna, designed for all types of boats.

Comes complete with :

- RA132 male connector (474958).
- RG58ALL 9-m coaxial cable (474951).
- Universal mount.

- Frequency range : 156 - 162 Mhz
- Impedance : 50 Ω
- Polarization : vertical
- SRW : ≤ 1.3 to 156.8 Mhz
- Maximum input : 50 W
- Gain : 1 dB
- Weight : 350 g
- Height : 21 cm.
- Diamètre : 10 cm.

Options

- **St. steel TV antenna support (V9123)**

46789

Ø 25.4 mm (1").



- **St. steel deck support (V9124)**

46790

Ø 25 mm. H. 150 mm.

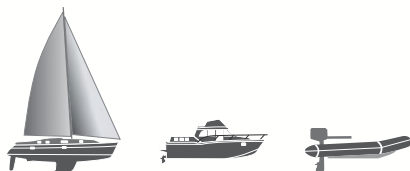


RA114 emergency VHF antenna 46743

This spare emergency antenna will help you if your principal antenna gets broken or out of work. The orange color will help identifying your boat even in extreme weather conditions.

Comes complete with 9-m coaxial cable (474951), male connector (474958) and quick install kit.

- Cable length : 9 m.
- Gain : 3 dB.
- Max. power : 50 W.
- Weight : 900 g.
- Length : 0.35 m.



RA111 Regatta VHF antenna 46740

The Regatta antenna is a very short antenna which has to be positioned on the mast head. It is highly efficient without handicapping the boat performance.

Comes complete with 18-m coaxial cable (474951) and PL259 male connector (474958).

- Cable length : 9 m.
- Gain : 3 dB.
- Max. power : 50 W.
- Weight : 220 g.
- Length : 0.14 m.

Radio antennas



AM-FM radio antennas

- Frequency range :
AM (550-1600 Mhz) -
FM (88-108 Mhz).
- Impedance : 93 Ω.

Type	Description	Ref.	Length	Supplied with
RA128	Whip version antenna - nylon base	46755	1.50 m	6-m coaxial cable and Motorola socket
RA1281	Rigid unbreakable synthetic rubber antenna	46757	0.30 m	3-m coaxial cable and Motorola socket

Options



- **Antenna splitter RA201**
478147



- **Extension cable : 474953.**
3.60 m.
Male-female socket.



- For RA128 model :
• **RA135 dual articulation : 46764**








- For RA1281 model :
• **RA166/00 dual articulation : 475005**

RA128

RA1281

Options and accessories for antennas



Connectors

Type	Description	Ref.	
RA132 GOLD	PL259 male connector for RG58C/U coaxial cable. Gold plated.	474959	
V9144	Gold plated female connector for RG59/U and RG6/U.	474975	
RA133	Dual female/female PL258 link for PL259.	474960	
RA163	Female F/F Connector. Gold plated.	474969	
RA132	Male connector for coaxial RG58C/U cable.	474958	


Coaxial cables

Coaxial cables transmit signals to and from the antenna. Poor quality cables will dramatically reduce the efficiency of both antenna and transceivers.

Glomex cables are specifically designed and manufactured for use in marine environment. All Glomex cables have been developed in cooperation with coaxial cables specialists to ensure minimal signal distortion or loss and long-term reliability.

Type	Description	For	Exterior dimensions	Impedance	Ref.	
RG58ALL	RA152/10 m coaxial cable	VHF	Ø 5 mm	50 Ω	474951	
RG6/U	V9139/25 m TV coaxial cable	TV	Ø 6.7 mm	75 Ω	61042	

Splitter

Type	Description	Ref.	
RA201	VHF/AM-FM/AIS antenna splitter	478147	

World band receiver

ATS 909-X world band receiver 60791

SANGEAN

Fully featured compact and ergonomic world band receiver with navigation and channels setting rotary control. Large LCD display with bright white LED backlight. Accurate tuning possibilities.

- Coverage : FM/AM/MW/SW frequencies. FM : telescopic antenna ; MW/LW : built-in ferrite antenna ; SW : winding wire antenna.
- FM frequencies range : 76-108 MHz.
- FM-RDS system with alphanumeric 8-digit channel display.
- Up to 406 presets.
- Tuning methods : direct keypad entry, manual rotary tuning, ATS-Auto scan, auto/manual.
- Favourite channel priority preset.
- 3 alarms : radio, Snooze or HWS (Humane Wake System) buzzer.
- Settings safety lock (for travelling).
- Display dimensions : 3.3" x 1.9" (8.40 x 4.80 cm).
- Connection : Jack stereo output for earphones. Auxiliary input. External antenna socket. Inlet for 220 V power unit. Line output (for tape recorder or external amplifier).
- Power : 220 V adapter (supplied). 4 AA 1.5 V batteries (not supplied).
- Dimensions (L x H x D) : 200 x 130 x 30 mm.
- Weight (without batteries) : 735 g.
- Supplied with : carrying pouch, headphones and winding wire antenna (6 m).



Supplied with
headphones

Binoculars

To help you select your binoculars :


Magnification

Magnification power is determined by the first number indicated. Ex. : for the 7 x 50 models, the image will appear to be 7 times larger than with the naked eye. 7 x magnification is recommended for marine use.



Objective lens diameter

Indicated by the second number. It gives the objective diameter in mm. The bigger the number is, the brighter the image will be seen. Particularly useful in low light conditions. For a good hold in hands, a 50 mm diameter is the max. recommended aboard.



Field of view

Indicates the width of a scene that can be viewed from a distance of 1000 m. The greater the magnification, the smaller the field of view.

Lens coating

Fully : for improved brightness and higher contrast.
Multi : Fully-Coated + clearer colours and UV-resistance.
Ruby : Multi-Coated + ruby-red colouring filtering out red light (ideal for snow and sea).

Prism type

BAK-7 : standard borosilicate glass.
BAK-4 : barium higher quality glass, for brighter and crisper images with 30 % more light.

Types of focusing systems

Center eye focus : manual focusing system with central roller.
Autofocus : remains automatically in focus.



7 x 50 marine binoculars

40561

Black marine binoculars, BAK-7 prism, multi lenses. Autofocus, sprayproof, 119 m field of view.

Ref.	Magnification	Ø objective lens	Focus	Tightness	Field of view	Prism	Coating	Colour	Height	Weight
40561	7	50	Autofocus	Sprayproof	119 m	BAK-4	Fully	Black	175 mm	790 g

8 x 42 monocular with built-in compass

61380

Light and compact 8 x 42 monocular which integrates a compass with rangefinder to enable the measurement of the size of an object.

- Waterproof, the instrument can be used in any circumstances.
- Fitted with roof prisms, BAK-7 type.
- Lens are fully multi-coated for a better transmission of light.



Ref.	Magnification	Ø objective lens	Focus	Tightness	Field of view	Prism	Mini focus distance	Coating	Dimensions	Weight	Fold down eye cups
61380	8	42	Eye focus	Waterproof	123 m	BAK-7	13 m	Multi-coated	60 x 143 mm	370 g	✓

7 x 50 marine binoculars

French leader on the marine binoculars market, Topomarine provides a complete range designed to meet all the boaters needs. For 20 years, the brand has developed superior optical quality binoculars, optimized for use in marine environment. Ergonomic binoculars with rubber texture for a firm grip. Shock-proof and highly reliable in all weather conditions.



JM List ©

TOPOMARINE

Alpha RC 7 x 50 binoculars 1045000

Central focusing binoculars. Rubber sheath for good handling.



All binoculars are supplied with carrying case, neck strap and cleaning cloth.

Rubber fold-down eye cups. Ideal for glass wearers.



Amiral RC 7 x 50 binoculars 1045030

Waterproof binoculars, high resolution optics, central focusing. Rubber sheath.



Rescue 7 x 50 binoculars with compass 1045038

Floating and waterproof binoculars, high resolution optics, eyes focusing. Binoculars with built-in compass. Light with batteries. Compass fully operational between 40° and 60° North latitude.



Amiral FX 7 x 50 binoculars 1045025

Fix focus water proof binoculars, high resolution optics, central focusing. Rubber sheath.



Rescue 7 x 50 binoculars 1045039

Floating and waterproof binoculars, high resolution optics, eye focusing.



Ref.	Magnification	Ø objective lens	Focus	Tightness	Field of view	Prism	Coating	Color	Height	Weight	Fold-down eye cups
1045000			Central	Sprayproof	123 m	BAK-7		Black	185 mm	790 g	
1045030			Central	Waterproof	115 m	BAK-4		Black and blue	200 mm	920 g	
1045025	7	50	Autofocus	Waterproof	115 m	BAK-4	Multi	Black and blue	200 mm	880 g	✓
1045038			Eye focus	Waterproof	132 m	BAK-4		Black and yellow	200 mm	900 g	
1045039			Eye focus	Waterproof	132 m	BAK-4		Black and yellow	200 mm	800 g	

Options & accessories



Protection case 31356
For 7 x 50 binoculars. White PVC, UV resistant.



Floating lanyard 31248
Foam-cushioned strap : it will float 7 x 50 binoculars and mark their location in visible yellow to fish them out quickly.



20 x 80 binoculars
1045040

Waterproof binoculars, come with tripod adapter.



Pocket 7 x 18 binoculars
1045061

Light and compact waterproof binoculars. Eye focusing. Foldable. Rubber sheath.



Mini 8 x 21 binoculars
1045070

Light and compact folding binoculars. Central focusing.

Ref.	Magnification	Ø objective lens	Focus	Tightness	Field of view	Prism	Coating	Color	Height	Weight	Fold-down eye cups
1045040	20	80	Central	Waterproof	56 m	BAK-4	Multi	Black	311 mm	2000 g	
1045061	7	18	Eye focus	Waterproof	163 m	BAK-7	Fully	Yellow	85 mm	160 g	✓
1045070	8	21	Central	Sprayproof	131 m	BAK-7	Fully	Black	90 mm	150 g	

Loud hailer



Loud-hailer
423506

White ABS, lightweight and compact. Pistol handle. Trigger switch. With wrist strap. No siren. Average range : 320 metres. Powered by 6 LR6 batteries (not supplied). Ø 125 mm, length 235 mm.



Loud hailer with built-in microphone
61682

Features a Class-D amplifier, max power 25 W. 4 functions : conversation, whistle, foghorn & siren. Average range : 450 metres. Powered by 10 x AA batteries, (not included). Autonomy : about 8 hours. Weight (without batteries) : 950 g. Ø 203 mm, length 350 mm.

Heelmeters

Indispensable for measuring the optimum angle of heel, for racing dinghies and larger yachts. Designed to be mounted inside or outside.



Ref.	Model	Graduation	Mounting	Dimensions
A 51601	45° heelmeter	5° graduation, up to 45°	Adhesive backing	80 x 40 mm
B 51494	6° and 45° double reading heelmeter	1° graduation, up to 6° or 5° graduation, up to 45°	4 screws	110 x 82 mm

Brass clocks and barometers



Solid brass case

- **Barometers** : high sensitivity aneroid barometers, with an entirely metallic chain.
- **Clocks** : quartz mechanism. Bevelled glass edge.

6" models

Front facia Ø : 15 cm. Base Ø : 22 cm.



6" clock
12763



6" barometer
12762

Solid brass case,
bevelled glass edge

4.5" models

Front facia Ø : 11.5 cm. Base Ø : 14 cm.



4.5" clock
31229



4.5" barometer
31230



4.5" thermometer-hygrometer
31231



4.5" tide clock
56051

3" models

Front facia Ø : 7.5 cm. Base Ø : 12 cm.



3" clock
12765
With alarm : 12766



3" barometer
12767



3" clock
With silent zones.
12768
With alarm : 12769



3" thermometer-hygrometer
18683

4"
models

Front facia Ø : 8.8 cm. Base Ø : 13 cm.



4" clock

Matt chrome case.
38206



4" barometer

Matt chrome case.
38207



4" thermometer-hygrometer

Matt chrome case.
38208



4" tide clock with 4 hands

Matt chrome case.
38209



3"
models

Front facia Ø : 7.5 cm. Base Ø : 12 cm.



3" clock

With silent zones.
54779



3" clock

Standard facia.
35886



3" barometer

35884



3" thermometer-hygrometer

35885

Matt chrome case.
Bevelled glass edge.



Traditional barograph

27184

Top quality and high precision barograph, in a stylish mahogany and glass case. Operates on a 4 Cupro beryllium capsule movement, with no spring. This model is perfectly suitable for both yacht or home. Every barograph is fully tested and calibrated. Supplied with LR6 battery, felt tip stylus and 100 weekly sheets. Dimensions : Length 20 cm, Width 12 cm, Height 14 cm. Accuracy : ± 0.5 hPa.

Accessories

- **Weekly sheets : 27186**
Pack of 100 sheets, graduated in millibars. Format : 221 x 67 mm.
- **Felt tip stylus (X2) : 27185**



Weatherman

12761

Quartz clock, barometer, hygrometer and thermometer : the Weatherman gives all necessary information on weather conditions. Set on an attractive teak base in a porthole style frame, the Weatherman will enhance any cabin or club house. Diameter : 20 cm. Diameter of teak base : 35 cm.



3" clock & barometer set on hard wood board

12764

Ø of instruments : 7.5 cm.
Dimensions of wood board : 32.5 x 15 cm.

Flags

National flags

100% polyester

- 30 x 45 cm
 - Belgium : **64373**
 - Brazil : **64386**
 - Croatia : **64380**
 - Europe : **64368**
 - France : **64362**
 - Germany : **64374**
 - Greece : **64358**
 - Italy : **64382**
 - Netherlands : **64357**
 - Portugal : **64361**
 - Spain : **64381**
 - Switzerland : **64307**
 - United Kingdom :
 - Red Ensign : **64308**
 - Union Jack : **64372**
 - USA : **64387**
- 20 x 30 cm
 - Belgium : **64385**
 - France : **64311**



64374



64382



- United Kingdom - Red Ensign :**
- 30 x 45 cm : **64308**
 - 40 x 50 cm : **64309**
 - 50 x 75 cm : **64310**



64381



64357



- France**
- 20 x 30 cm : **64311**
 - 30 x 45 cm : **64362**
 - 40 x 60 cm : **64363**
 - 50 x 75 cm : **64365**
 - 70 x 100 cm : **64364**


Regional flags

100% polyester.

- 30 x 45 cm
 - Brittany : **64375**
 - Catalonia : **64378**
 - Corsica : **64360**
 - Normandy : **64359**
 - Basque country : **64379**
 - Provence : **64383**
 - Savoy : **64384**
- 20 x 30 cm
 - Guernsey : **64312**
 - Wales : **64313**
 - Scotland-St Andrew : **64314**
 - St George's Cross : **64315**



64375



64360



64379



64378



Flag set 64356

- 100% polyester. Halyard finish.
- 26 alphabets : 20 x 30 cm.
 - 11 pennants : 43 x 15 cm.
 - 3 substitutes : 30 x 15 cm.



Set of French flags

- Contains the 3 mandatory flags according to French regulation. 100% polyester.
- 30 x 40 cm : **64376**
 - 50 x 60 cm : **64377**

Individual code flags

100% Polyester

• Size : 20 x 30 cm

A : 64319	N : 64333
B : 64320	O : 64334
C : 64322	P : 64335
D : 64323	Q : 64336
E : 64324	R : 64337
F : 64325	S : 64338
G : 64326	T : 64339
H : 64327	U : 64340
I : 64328	V : 64341
J : 64329	W : 64342
K : 64330	X : 64343
L : 64331	Y : 64344
M : 64332	Z : 64345

• Size : 15 x 43 cm

1 : 64346
2 : 64347
3 : 64348
4 : 64349
5 : 64350
6 : 64351
7 : 64352
8 : 64353
9 : 64354
0 : 64355

• Size : 30 x 40 cm.

N : **64366**
C : **64367**

• Size : 30 x 45 cm.

A - Diving : **64370**
B : **64321**
Q : **64369**



Complies with
RIPAM/COLREG

Alpha Pro diving flag 61824

Photoluminescent and fluorescent : visible at any time night or day, the Life Flag enables a quick and effective location. Available in distress and diving flag.

For vessels participating in diving operations.
Visible at any time night or day.

- Dimensions : 100 cm x 125 cm.
- Weight < 190 g (+ soft PVC rushes < 80 g).
- Blocked mesh polyester fabric, 130 g/m².
- Mounted with a tunnel strap on luff.
- Floating print in the "V" perimeter of 2 cm width bands with photoluminescent texture.
- Finish with 2 closed covers to place 2 soft pvc rushes that allow to extend the flag in all weather.



Novelty flags

100% polyester.
Dimensions 30 x 45 cm.

Witch : **64316**
Cocktail : **64317**
Jolly Roger : **64318**



String of pennants 64371

40 pennants, 100% polyester.
Total length of string : 12 m.
Size of flags : 14 x 20 cm.



English-French log book 58415

51 days. 104 pages overall.
Rigid coated cover.
Dimensions : 200 x 285 mm.
To record information on navigation (with or without GPS),
weather, engine and other comments.

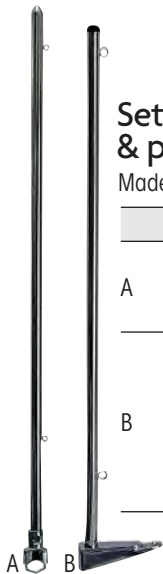
Flag staffs & pole socket



Wooden flag staffs

Model	Pine (A)	Pine (B)	Mahogany (C)	Teak (D)	
Ø of base	25 mm*	25 mm adjustable	25 mm*	25 mm	30 mm
Features	Nylon cleat + concealed pulley	-	Wood cleat + concealed pulley	Wood cleat	Wood cleat
45 cm	-	-	-	46319	-
50 cm	-	27792	27802	-	-
60 cm	-	-	-	40164	-
65 cm	27798	27793	27803	-	-
76 cm	-	-	-	46320	-
80 cm	27799	27794	27804	-	-
90 cm	-	-	-	-	40165
100 cm	27800	27795	27805	-	-
120 cm	-	-	-	-	46321
125 cm	35703	27796	35704	-	-
150 cm	-	27797	-	-	-
160 cm	35706	-	-	-	-

*Except for 35703, 35704 and 35706 : diameter of 32 mm with chromed plated base.



Set of flag staff & pole socket

Made of chromed brass.

Features	Ref.	Length
A For Ø 20 mm tube max.	422998	35 cm
	422999	50 cm
	423000	80 cm
Screw-type. L 100 x W 35 mm Screws not included.	418614	35 cm
B		
	Screw-type. L 85 x W 35 mm Screws not included.	400690
	417977	80 cm



Shroud cleat 14353

Designed to clamp over wire to allow for flag halyards to be made off tidily. Accepts wire up to Ø 8 mm.



Flag pole sockets

Construction	Mounting	Ref.	Ø mm	Height mm	Base	Inclination
Bronze	Screw-type	A 17040	25	57	Oval	-
Chromed brass	Screw-type	B 417601	25	50	Ø 55 mm	80°
	Flushmount-type	C 400260	25	80	Ø 72 mm	straight
Stainless steel	Screw-type	D 416909	22	90	For tube Ø 22 to 25 mm.	65°



Flag lanyard block 16826

Polyamide.

Letters & Figures

**ABCDEFGHIJKLM
NOPQRSTUVWXYZ
0123456789**

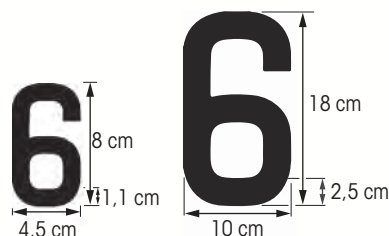


Each letter, placed on a rectangular support, comes covered with a transparent film. It is therefore very easy to align every letter perfectly. The film is then peeled off when the installation is complete.



The range of letters selected by Plastimo is very easy to apply :

- 1) Clean the surface.
- 2) Remove the transparent film-letter set from paper.
- 3) Apply the transparent film-letter set on the surface.
- 4) Rub the letter for perfect grip.
- 5) Remove the transparent film.



Letters 8 cm					Letters 18 cm			
	RIGID HULL		RIB		RIGID HULL		RIB	
	Black	White	Black	White	Black	White	Black	White
A	59086	59112	59138	59164	36277	36303	36329	36355
B	59087	59113	59139	59165	36278	36304	36330	36356
C	59088	59114	59140	59166	36279	36305	36331	36357
D	59089	59115	59141	59167	36280	36306	36332	36358
E	59090	59116	59142	59168	36281	36307	36333	36359
F	59091	59117	59143	59169	36282	36308	36334	36360
G	59092	59118	59144	59170	36283	36309	36335	36361
H	59093	59119	59145	59171	36284	36310	36336	36362
I	59094	59120	59146	59172	36285	36311	36337	36363
J	59095	59121	59147	59173	36286	36312	36338	36364
K	59096	59122	59148	59174	36287	36313	36339	36365
L	59097	59123	59149	59175	36288	36314	36340	36366
M	59098	59124	59150	59176	36289	36315	36341	36367
N	59099	59125	59151	59177	36290	36316	36342	36368
O	59100	59126	59152	59178	36291	36317	36343	36369
P	59101	59127	59153	59179	36292	36318	36344	36370
Q	59102	59128	59154	59180	36293	36319	36345	36371
R	59103	59129	59155	59181	36294	36320	36346	36372
S	59104	59130	59156	59182	36295	36321	36347	36373
T	59105	59131	59157	59183	36296	36322	36348	36374
U	59106	59132	59158	59184	36297	36323	36349	36375
V	59107	59133	59159	59185	36298	36324	36350	36376
W	59108	59134	59160	59186	36299	36325	36351	36377
X	59109	59135	59161	59187	36300	36326	36352	36378
Y	59110	59136	59162	59188	36301	36327	36353	36379
Z	59111	59137	59163	59189	36302	36328	36354	36380

Figures 8 cm				
	RIGID HULL		RIB	
	Black	White	Black	White
0	59352	59362	59372	59382
1	59353	59363	59373	59383
2	59354	59364	59374	59384
3	59355	59365	59375	59385
4	59356	59366	59376	59386
5	59357	59367	59377	59387
6	59358	59368	59378	59388
7	59359	59369	59379	59389
8	59360	59370	59380	59390
9	59361	59371	59381	59391

Figures 18 cm				
	RIGID HULL		RIB	
	Black	White	Black	White
0	36381	36392	36403	36414
1	36382	36393	36404	36415
2	36383	36394	36405	36416
3	36384	36395	36406	36417
4	36385	36396	36407	36418
5	36386	36397	36408	36419
6	36387	36398	36409	36420
7	36388	36399	36410	36421
8	36389	36400	36411	36422
9	36390	36401	36412	36423

Sea-charts


Colour sea-charts, specially designed for yachting. Different colours are used to spot dangerous areas, depth of sea bed and light sectors. They contain nautical information on the back and are written in English and French. Each chart is periodically updated.



Standard charts



Charts are established from the official documents of the French Marine Hydrographic Department.



Chartkit



Mininav

Standard charts Folded format : 165 x 315 mm.

Channel

Ref.	N°	Area	Map scale
105121010	1010	Ostende - Boulogne - Pas de Calais	1/100 000
105222009	1011 + 1012	Boulogne - Dieppe - Le Havre	1/100 000
105222004	526 + 527	Le Havre - St-Vaast - La Houge	1/50 000
105222007	1014 + 528	St Vaast - Channel Islands	1/100 000
105222005	534 + 535	Chausey - Granville - St Cast	1/50 000
105222006	536 + 537	St Cast - St Quay - Ploumanac'h	1/50 000
105222010	538 + 539	Ploumanac'h - Batz Island - Portsal	1/50 000
105222012	R11 + R12	Channel - Bay of Biscay	1/750 000 and 1/1 000 000

Atlantic

Ref.	N°	Area	Map scale
105222001	540 + 542	Douarnenez - Ouessant Island	1/50 000
105120541	541	Morgat - Audierne - Sein Island	1/50 000
105222002	543 + 243	Audierne - Concarneau - Glénan Islands	1/50 000 and 1/25 000
105120544	544	Concarneau - Lorient - Groix island	1/50 000
105120545	545	Lorient - La Trinité - Belle Ile - Houat	1/50 000
105121246	246	Gulf of Morbihan	1/25 000
105120546	546	La Trinité - Le Croisic	1/50 000
105222003	547 + 248	Le Croisic - Nantes - Pornic	1/50 000 and 1/25 000
105120549	549	Pornic - St Gilles Croix de Vie - Noirmoutier	1/50 000
105121022	1022	Yeu Island - La Rochelle - Les Sables d'Olonne	1/100 000
105120551	551	Ré Island - La Rochelle	1/50 000
105120552	552	La Rochelle - Oléron Island	1/50 000
105222008	553 + 554	Oléron Island - Royan - Bordeaux	1/50 000
105222011	1024 + 255	Bay of Arcachon - Royan - Cap Breton	1/100 000 and 1/35 000
105121555	555	Cap Breton - Lekeito	1/50 000

Mediterranean (France)

Ref.	N°	Area	Map scale
105120500	500	Nice - San Rémo	1/50 000
105120501	501	Saint Raphaël - Nice - Lérins Islands	1/50 000
105120502	502	Cavalaire - Saint Raphaël	1/50 000
105120503	503	Toulon - Cavalaire - Hyères Islands	1/50 000
105120504	504	Marseille - Toulon - Les Calanques	1/50 000
105120505	505	Port Saint Louis - Marseille - Etang de Berre	1/50 000
105120507	507	Port Camargue - Port de Bouc	1/100 000
105120508	508	Sète - Port Camargue	1/50 000
105120509	509	Valras - Sète - Etang de Thau	1/50 000
105120510	510	Port Leucate - Valras - Gruissan	1/50 000
105120511	511	Banyuls - Port Leucate - Port Vendres	1/50 000
105121401	R1	Marseille - San Remo	1/250 000
105121407	R4	Gulf of Lions - Marseille - Barcelona	1/500 000
105121402	R2	Gulf of Genoa	1/350 000
105121405	R7	Western Mediterranean sea	1/1 000 000

Corsica

Ref.	N°	Area	Map scale
105121403	R3	Corsica - North Sardinia	1/250 000
105121004	1004	East Corsica - Elba Island	1/100 000 and 1/150 000
105121008	1008	Propriano - Bonifacio - La Maddalena	1/100 000
105121006	1006	Calvi - Bastia	1/100 000
105121007	1007	Porto - Ajaccio	1/100 000

Mediterranean Spain

Ref.	N°	Area	Map scale
105121206	E06	Barcelona - Tarragona	1/100 000
105121404	R5	Barcelona - Alicante - Balears	1/640 000
105121201	E01	East Mallorca - Minorca	1/125 000
105121202	E02	West Mallorca - Ibiza - Formentera	1/125 000
105121203	E03	Banuls - El Estariit	1/50 000
105121204	E04	El Estariit - Tossa	1/50 000
105121205	E05	Tossa - Barcelona	1/50 000
105121406	R6	Balears Islands	1/400 000

Chartkit

A2 format, very practical on the chart table. 20 to 30 sea-charts on the same area with different scales : detailed marina charts, moorings and crossing small-scale charts. WGS 84 system – GPS compatible.

Atlantic

Ref.	Area
105ATL01	South Brittany : from Morgat to Croisic
105ATL02	South Brittany/Pays de la Loire: from Lorient to Yeu island
105ATL03	Vendée/Charentes/Gironde: from Yeu Island to Bordeaux
105ATL04	Bay of Biscay: from Bassin d'Arcachon to Santander

Mininav

Plastic laminated sea-charts for dinghy sailing, sports boats and RIBs. A3 format. WGS 84 system – GPS compatible.

Atlantic

Ref.	Area
105888542	Brest
105888543	Glénan islands
105888303	Groix island
105888545	La Trinité
105888546	Gulf of Morbihan
105888309	Noirmoutier
105888551	Ré Island
105881022	La Rochelle
105888255	Bay of Arcachon

Mediterranean (France)

Ref.	Area
105888304	Port Camargue
105888505	Marseilles
105888503	Hyères
105888502	Saint Tropez
105888302	Cannes
105888301	Antibes
105888310	Lavezzi

Italy

Ref.	Area
105888308	Genoa
105888305	Portofino
105888307	La Spezia
105888306	Sestri Levante

Spain

Ref.	Area
105888201	Palma
105888205	Barcelona

River navigation charts



Ref.	N°	Area
17214	1	The Seine : from Le Havre to Paris
17215	2	The Seine : from Paris to Marcilly-sur-Seine
17216	3	The Marne : from Paris to Vitry-Le-François
61619	4	South canal- Camargue : from Toulouse to the Mediterranean
61620	5	Aquitaine : from Toulouse to the Atlantic
17222	8	Champagne-Ardenne : from Namur to St-Jean-de-Losne
26964	9	Meuse, Sambre belge, East canal
17223	10	The Saône : from Corre to Lyon - The Seille
17212	12	Brittany : rivers and waterways
17220	13	Loire area : rivers and waterways
17213	14	North-Pas de Calais : rivers and waterways
17231	16	Rhône valley : from Lyon to the Mediterranean - Arles à Fos
17230	17	Marne, Rhine, Saar
37731	19	East Burgundy : from Joigny to Chalon-sur-Saône
37730	20	West Burgundy : St-Mammès, Auxerre, Decize, Briare
17228	24	Picardy : rivers and waterways
17229	25	Charente : from La Rochelle to Angoulême
10155	27	The Lot : from Luzech to Larnagol
58965	29	Sèvre Niortaise : from La Rochelle to Niort

Each canal, river or navigable waterway is presented in the form of a cartographic atlas which includes, on each page, a portion of the route, accompanied by a text giving useful information on navigation, moorings, supplies and tourism. A technical description gives the characteristics of the waterway as well as advice on the best way to use the canals and locks.

Full-colour guides, at 1/25.000 or 1/50 000 scale, size 165 x 315 mm, range from 72 to 170 pages.

Each guide features technical and touristic pictures. Texts are in English, French and German.

General charts

Description of waterways with their main characteristics.

Ref.	N°	Area
17209	21	Chart of French waterways
17210	23	Chart of Belgian waterways



Sound & USB



FM-USB Bluetooth radio 65220

Audio range designed to be specifically used in the marine environment. Enjoy all your favorite songs from your mobile with the built-in Bluetooth module.

- 3" TFT display
- Frequencies : FM 87.5-108 Mhz, AM 522-1620 kHz
- USB port + RCA output
- Power : 12 V DC (battery)
- Built-in amplifier : 4 x 40 W
- Watertightness: IPX5
- Video in-put
- Cut-out dimensions : Ø 80 mm
- Supplied with remote control



Sold in pairs.

80 W speakers 64275

- IPX6
- White plastic, UV resistant construction.
- Nominal impedance : 4-Ohm.
- Overall Ø : 180 mm
- Drilling Ø : 145 mm



Universal USB/MP3 cable 61899

Output for MP3 player or external audio device.
Audio jack (RCA). 3 m cable.
UV resistant.



Bluetooth speakers

- 64958 : Black/Master
- 64960 : Black/Slave
- 64957 : White/Master
- 64959 : White/Slave

Sold in pairs.

- White plastic, UV resistant construction
- Waterproof IPX4
- UV & salt-fog resistant
- Bluetooth range : 10 m
- Marine coaxial audio system with 2 waterproof outputs (6.5" - 16.5 cm)
- Power : 75 W RMS (peak : 150 W) with external amplifier
- 20 W RMS built-in amplifier for each speaker
- Tweeter : 20 mm

- Possibility to connect 3 pairs of "Slave" speakers by each "Master" speaker
- Power : 12 V DC (battery)
- 1 Bluetooth output and 2 wired outputs (amplified and non-amplified)
- Speaker range between "Master" and "Slave" : around 20 m.
- Overall Ø : 185 mm
- Drilling Ø : 130 mm
- Built-in depth : 75 mm



Mains adaptor 60830

USB waterproof charger 65324

Waterproof on board charge socket, dual USB. Dual socket will connect and charge devices including phones, tablets, chart plotters, ... Easy flush mount in the dashboard, direct connection to the board 12V circuit. Ergonomic, easy to open and close, even with gloves on. Dimensions : 80 x 56 x 55 mm (L x W x H), cut-out Ø 29 mm.

- IPX4 waterproof with cover closed.
- UV resistant.
- Internal anti-corrosion protected.
- 316 stainless steel hinge and spring.
- Input voltage : 6V-30V DC.
- Output voltage : 5V.



USB socket black 5A With light : 66301 Without light : 66300

5 amps per connector. 5V output voltage. Input power voltage from 8V to 29V. IP65 with the cover.



Waterproof double USB plug low profile 66302

Input voltage : 12-24 VDC
Output current : 5V +/- 5%
Output current : 4,2A shared on the two connectors.
IPX6



Lightning to USB 64577



USB cable 64577

Charge/Sync. cable, 100% waterproof. Tough plugs & robust connectors. 2 m (6.5 ft) long. Approved by Apple for use with iPad, iPhone & iPod.

Headphone jack adapter 64244



Waterproof case 64238

100% waterproof compact case, IP68 rating. Shockproof and resistant to corrosion. Non-slip design, anti-glare screen for sunlight viewing. Comfortable handstrap for ease of use. Dark-grey colour. Suitable for iPads 2, 3 & 4.

For a complete kit : order ref. 64238 + 64239 + 64243 + 64240 or 64241 or 64242



Holders

Multi position mount for tube Ø 25.4 to 33.7 mm. Can be fitted onto curved rails. Corrosion resistant marine grade aluminum, 316 stainless steel and glass filled nylon. Screws included.

- Fixed holder : 64242
- Articulated holder
Metal, 360° rotation. 270° tilt.
- Deck mount : 64240
- Handrail mount : 64241

Mounting example 64241 + 64239 + 64243



Surface mount kit

Order a bracket and a plate for a complete kit. Screws included. Bracket and plate allow to fix an iPad on the holder.

- Bracket : 64239
Anodized aluminium.
- Plate : 64243

Refrigerators



Built-in refrigerators

CoolMatic CRX refrigerators

- Unsurpassed refrigeration performance : tropical-rated refrigerators equipped with a fully hermetic compressor. Ideal temperature regulation for refrigeration and deep-freezing.
- 12/24 V power supply, also suitable for solar operation.
- Functional storage inside, identical to a domestic fridge : bottle holders, trays and drawers, interior light...

In addition to the Waeco performance level and excellent workmanship, the CoolMatic CRX models feature some extra technical benefits :

Removable freezer compartment (patented)

- 3 different operational modes** with or without the freezer compartment (except CRX 110) :
- Cooling and freezing (*photo A*)
 - Cooling throughout (*photo B*)
 - Freezing throughout, -6°C minimum.



CRX 50 model, with and without the removable freezer compartment.

- Refrigerator with removable 3-star freezer compartment.
- Door : matt-silver or stainless steel.
- Cooling temperature +3° to +12°C
Freezing temperature -5° to -15°C.
- Condensation drainage
- Patented door lock with dual function : locking / ventilation.
- All models in 12/24 V, also suitable for solar operation.



EXCLUSIVE : Removable freezer compartment.

Optimise the volume to suit your needs instantly : dual cooling-freezing volume, or full volume dedicated to cooling only or to freezing only.



Electronic monitoring controls compressor speed to reduce consumption and noise.

Temperature controlled condensor fan :

- Condensor fan speeds up if temperature exceeds 38 °C.
- Noise is reduced when temperature drops below 38 °C.



Flushmount **electronic thermostat control panel** and LED illumination.


CoolMatic CRX



Model	Volume Refrigeration + Freezing		Matt-silver door*	St. steel door**	Consumption	Dimensions W x H x D	Weight
A CRX 50 – 45 L	41,2 L + 4,4 L	Removable Freezing Compartment	476938	64593	40 W	380 x 534 x 500 mm	17 kg
B CRX 65 – 57 L	50 L + 7 L		476939	64594	45 W	448 x 525 x 545 mm	19 kg
C CRX 80 – 78 L	70,6 L + 7,5 L		476940	64595	48 W	475 x 640 x 528 mm	21 kg
D CRX 110 – 108 L	97,8 L + 10,2 L	-	476941	64596	50 W	520 x 745 x 558 mm	28 kg

Useful volume.

*Brushed steel aspect. **316AISI st. steel



Option

Standard frame : secures the refrigerator in place and contributes to a neat assembly.

Model	Frame for matt-silver door	Frame for 316 AISI door
CRX 50	476942	64598
CRX 65	476943	64599
CRX 80	476944	64600
CRX 110	476945	64601
CRP 40	476942	-



CoolMatic CRP 40 refrigerator 477422

An elegant statement in the galley of smaller boats. Compact and functional : spacious cooling capacity including freezer.

- Premium built-in refrigerator with matt-silver door panel (brushed steel aspect).
- Storage volume 39 L, including 5.3 L freezer.
- Power supply : 12/24 V, also suitable for solar operation.
- Dimensions : 380 x 356 x 545 mm (W x H x D).
- Weight : 18 kg

Option

Standard frame : 476942

Ideal in smaller boats : spacious inside with limited footprint.



Ideal in reduced volume areas : cooling unit can be fitted separately.

30 L refrigerating drawer

- Black : **475653**
- White : **477439**

The answer to your space problems : the refrigerating drawer fits into small spaces (in the galley, under a cockpit bench...). Can be installed in an outside locker : very convenient on the flybridge as extra refrigerator.


- Useful volume : 30 L.
- 12/24 V power supply
- Consumption : 0.67 Ah/h at 20°.
- Temperature range : -2° to +12°C.
- Dimensions, refrigeration unit included : 440 x 250 x 730 mm (W x H x D).
- Without refrigeration unit : 440 x 250 x 560 mm.
- Weight : 18 kg



If space is restricted, the refrigeration unit can be mounted beside the drawer at a max. distance of 1.50 m.

Mains adaptors

For connection of 12/24 V cooling appliances to 110-240 V mains systems.



Model	Ref.	Output power	Voltage	Dimensions W x H x D	Weight
MPS 35	A 64597	75 W	Input 110-240 V / Output 25 V	115 x 55 x 160 mm	0.75 kg
MPS 50	B 180281	150 W	Input 110-240 V / Output 27 V	120 x 70 x 200 mm	1 kg

Cooling units

Where standard units don't fit, tailor-made fridge space must be provided. ColdMachine cooling units cater to all applications and keep extra space ice-cold.

You can either compose your own cooling unit and select each element (see opposite). Or you may want to make it simple and rely on Waeco's experience who created 2 package solutions to cope with all configurations.



A cooling unit is composed of a compressor, a condenser and an evaporator.

ColdMachine packages

For small capacities and use in cool waters.



478105 package : CU-55 cooling unit and L-shaped evaporator



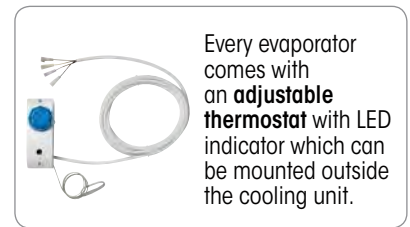
64602 package : CU-55 cooling unit and O-shaped evaporator



Model	CU-55 cooling unit + L-shaped evaporator	CU-55 cooling unit + O-shaped evaporator
Reference	478105	64602
Use	For installation* in coolers up to 100 Litres	For installation* in coolers up to 130 Litres
Cooling unit	12/24 V. Fully hermetic compressor with control electronics, dynamically ventilated wire barrel condenser, self-sealing valve couplings. Dimensions 220 x 160 x 220 mm (W x H x D). Weight 6.5 kg. Suitable for floor mounting : supplied with stainless steel mounting plate.	
Evaporator	VD-01 : L-shaped evaporator, 100 L. max. Power consumption 35 W. Horizontal or vertical installation. Supplied with adjustable thermostat and bespoke couplings, hose and wire.	VD-07 : O-shaped evaporator, 130 L. max. Power consumption 35 W. Horizontal or vertical installation. Supplied with adjustable thermostat and bespoke couplings, hose and wire.
	*with 50 mm PU insulation	*with 50 mm PU insulation

ColdMachine cooling units

- Power regulated compressor, fully hermetic, with control electronics and low-voltage protection
- Dynamic cooled condenser
- Stainless steel mounting plate
- Self-sealing couplings & copper tube
- Fully efficient even when heeling seriously



ColdMachine Series 50

Standard range : capacity up to 130 L. For use in COOL WATERS.



Model	Cooling units		Compatible evaporators		
	CU-54 12/24V	CU-55 12/24V	Series 50 VD-01 L-shaped <small>Horiz. or vert. installation</small>	Series 50 VD-02 with plates <small>Horiz. or vert. installation</small>	Series 50 VD-07, O-shaped <small>Horiz. or vert. installation</small>
Ref.	180238	180239	180312	180313	180318
Cooling Capacity*	100-130 L	100-130 L	Max. 100 L	Max. 50 L	Max. 130 L
Consumption*	-	-	1.17 Ah/h	1.02 Ah/h	1.17 Ah/h
Power input (depends on evaporator)	35-40 W	35-40 W	35 W	35 W	35 W
Dimensions - mm (W x H x D)	386 x 165 x 130	220 x 160 x 220	300 x 270 x 110	275 x 240 x 25	255 x 210 x 90
Weight	6 kg	6.5 kg	1.5 kg	1 kg	1.5 kg

* Depends on evaporator type, with 50 mm PU insulation.

ColdMachine Series 80

Professional range : capacity up to 250 L. For use in WARMER WATERS.

+ FREEZING



Model	Cooling units		Compatible evaporators		
	CU-84 12/24V	CU-85 12/24V	Series 80 VD-04, L-shaped	Series 80 VD-05 with plates	Series 80 VD-09, O-shaped <small>Horiz. or vert. installation</small>
Reference	180240	180241	180315	180316	180320
Cooling capacity*	Max. 250 L	Max. 250 L	Max. 170 L	Max. 170 L	Max. 180 L
Freezing capacity*	Max. 70 L	Max. 70 L	-	-	-
Consumption*	-	-	1.50 Ah/h	1.50 Ah/h	1.75 Ah/h
Power input (depends on evaporator)	45-60 W	45-60 W	45 W	45 W	60 W
Dimensions - mm (W x H x D)	386 x 160 x 130	220 x 160 x 220	375 x 285 x 120	375 x 350 x 25	365 x 141 x 270
Weight	6 kg	6 kg	1.5 kg	1.5 kg	2 kg

* Depends on evaporator type, with 50 mm PU insulation.

Coolers



Choosing the cooler best adapted to your needs depends on how and where you plan to use your equipment.

- Compressor coolers can be used for cooling and freezing.
- Thermoelectric coolers handle refrigeration and warming or keeping food warm.

Compressor coolers

Excellent cooling and freezing performance, even at the highest outdoor temperatures. Extra strong insulation provides reduced energy consumption. Compressor coolers can be used for **refrigerating and freezing**.

CoolFreeze CDF A+

Compact and lightweight.
+10° cooling, -15° freezing.




Model	Ref.	Storage volume	Power supply	Consumption	Ext. dimensions L x W x H (mm)	Weight
A CDF 36	65311	31 L	12/24 V*	45 W	560 x 340 x 380	17 kg
B CDF 46	65312	39 L	12/24 V*	45 W	560 x 340 x 475**	20 kg

* 230 V connection with the addition of mains adapter.
** Vertical space for standing 2 L bottles.

CoolFreeze CFX coolers A++

Sturdy, energy-saving and quiet operation. Extra strong insulation. +10° cooling, -22° freezing.



Model	Ref.	Storage volume	Power supply	Consumption	Ext. dimensions L x W x H (mm)	Weight
A CFX 35	65313	32 L (incl. 4.5 L fresh food compartment)	12/24 V DC 100-240 V AC	43 W	692 x 398 x 411	17.5 kg
B CFX 40	65314	38 L (incl. 7 L fresh food compartment)		48 W	692 x 398 x 461*	18.5 kg
C CFX 50	65315	46 L (incl. 8.5 L fresh food compartment)		52 W	725 x 455 x 471*	20.4 kg

* Vertical space for standing 2 L bottles.

Model	CoolFreeze CDF	CoolFreeze CFX
Power supply	12/24 V DC + 230 V with mains adapter. Ideal for running on solar energy	12/24 V DC + 100-240 V AC. Ideal for running on solar energy.
Energy class	A+	A++
Insulation	Standard insulation	Polyurethane (PU) foam all around
Consumption on 12 V (at 5° C interior temperature)	CDF 36	at 20° C: 0.75 Ah/h, at 32° C: 1.13 Ah/h
	CDF 46	at 20° C: 0.94 Ah/h, at 32° C: 1.31 Ah/h
	-	-
Temperature range	+10° to -15° C	+10° to -22° C
System	Compressor with integrated control electronics Dynamically ventilated wire tube condenser Electronic thermostat Automatic reverse pole protection Heat dissipation by brushless, wear-free fan Digital display	Hermetic compressor with integrated control electronics Electronic thermostat Low voltage and automatic reverse pole protection Brushless, wear-free fan Digital display of interior temperature Memory function saves the last settings Intelligent, automatic turbo cooler Temperature adjustable using the display
Construction	Polypropylene cabinet Detachable polyethylene lid, plastic hinge LED interior lighting	Polypropylene cabinet with ABS reinforced corners Detachable polyethylene lid, stainless steel lid LED interior lighting Fold-down, detachable carrying handles Removable wire basket USB charging port

Thermoelectric coolers



Lightweight and easy to transport, TropiCool and CoolFun coolers deliver **an excellent cooling capacity** (up to 30°C below ambient temperature). They can also take care of **keeping food warm with heating function** supplying temperature up to +65°C.

TropiCool TCX **A++**

Versatility and performance. Intelligent power-save circuit and individually adjustable temperature shown on a LED display. Cooling down to 30°C below ambient temperature, heating up to +65°C.



Model	Ref.	Storage volume	Power supply	Consumption	Ext. dimensions L x W x H	Weight
A TropiCool TCX 21	65309	20 L	12/24 V DC 230 V AC	46 W on 12 V 50 W on 24 V	450 x 426 x 303	6 kg
B TropiCool TCX 35	65310	35 L		64 W on 230 V		

CoolFun SC

Ideal companion from supermarket to car and off to the boat : CoolFun coolers are the most mobile, lightweight and versatile models. Perfectly insulated for optimal performance. Cooling down to 18° below ambient temperature, heating up to +65°C.



Model	Ref.	Storage volume	Power supply	Consumption	Ext. dimensions L x W x H	Weight
A CoolFun SC 30	65307	29 L	12 V DC 230 V AC	47 W on 12 V 55 W on 230 V	396 x 296 x 444*	4 kg
B CoolFun SC 38 With wheels	65308	37 L		565 x 295 x 391	5.3 kg	

*Vertical space for standing 2-L bottles.

Model	TropiCool TCX			CoolFun SC			
Power supply	12/24 V DC + 230 V AC + solar energy			12 V DC + 230 V AC + solar energy			
Energy class	A++			A+++ SC 30, ref. 65307 / A++ SC38, ref. 65308			
Insulation	35 mm polyurethane (PU) foam all around			SC 30 : Néopor / SC 38 : 35 mm polyurethane foam (PU)			
Consumption		12 V	24 V	230 V		12 V	230 V
	TCX 21	46 W	50 W	64 W	SC 30	47 W	55 W
	TCX 35	46 W	50 W	64 W	SC 38 w / wheels	47 W	55 W
Temperature range	Cooling : max. 30°C below ambient temperature Heating : +50 to +65°C			Cooling : max. 18°C below ambient temperature Heating : +65°C max.			
System	Thermoelectric (Peltier system) TC special electronics with touch-pad control Priority circuit for mains operation Intelligent power-save circuit Dynamic interior ventilation Wear-resistant fan			Thermoelectric (Peltier system) Power from mains or from on-board circuit - - - -			
Construction	Polypropylene cabinet Detachable lid Moulded-in handles on TCX 21, fold-down handles on TCX 35 - - -			Polypropylene cabinet SC 30 : one compartment with detachable lid SC 38 : two storage compartments, two-part lid On SC 30 : carrying handle also locks the lid On SC 38 : telescopic handle and 2 wheels Cable compartment integrated in the lid USB port for charging mobile devices			

Marine coolers

IGLOO®

Range of ice chests designed for marine use and fishing.
 Ultratherm foam insulation in the body and lid provides outstanding cold retention and extra strength of the ice chest.
 The outer wall is made from UV-resistant polypropylene with stainless steel metallic parts.
 All models feature swing-up handles and a ring for fixing straps.

Before sailing, we recommend that you put a layer of ice inside your ice chest, to increase even further its cold retention capability.



Swing-up handle and ring.



Drain-plug for easy emptying.



Fish-keeper scale to measure the catch.

Classic coolers

Swing-up handle and ring for fixing straps.
 Fish-keeper scale on the lid to measure the catch.

Ref.	Designation	Volume	Exterior dimensions	Weight	handle	Drain-plug	Locking system	Seat cushion
13303	Marine Contour 25	23 L	516 x 267 x 331 mm	2.5 kg	Standard	-	-	-
30845	Marine Ultra 48	45 L	662 x 371 x 368 mm	3.5 kg	Confort	✓	-	-
13304	Marine Ultra 54	51 L	670 x 394 x 394 mm	4 kg	Confort	✓	Latch	13307
11782	Marine Ultra 72	68 L	764 x 419 x 410 mm	5 kg	Confort	✓	Latch	13308
13305	Marine Ultra 94	89 L	889 x 425 x 448 mm	7.5 kg	Confort	✓	Latch	13668

Wheeled coolers

Non-marking rally wheels.
 2 side handles. 1 telescopic handle. The lid has 4 convenient cup holders for secure placement of your drinks. Marine Quantum 52 model 61706 includes 2 fishing rod holders and 2 cup holders.



Fishing rod and cup holder

Ref.	Designation	Volume	Exterior dimensions	Weight	Drain-plug	Locking system
61705	Marine Quantum 28	26 L	468 x 339 x 419 mm	4 kg	-	Padlock loop
61706	Marine Quantum 52	49 L	518 x 460 x 484 mm	6 kg	✓	Padlock loop



Accessories



• Tie-down kit : **13306**



- Cushions with anti-UV and anti-mould treatment. Fireproof.
- Marine Ultra 54 : **13307**
- Marine Ultra 72 : **13308**
- Marine Ultra 94 : **13668**

Cooler marine bags

IGLOO®

Designed for boating and water activities, these coolers keep drinks and snacks cold and your fishing fresh. MaxCold® insulation with 25% more foam. Include a full suite of marine-grade features. Non-corrosive hardware made to resist harsh marine conditions. Rugged, easy to clean exterior, mildewproof and antimicrobial.

Classic cooler

Coolers feature one main compartment with removable divider, one front zip pocket, side extensible pockets. MaxCold® insulation with 25% more foam.



Top hatch lid for easy access

Cool Riser Technology® improves cooling performance by elevating the cooler away from hot surfaces

- Non-slip feet provide a stable sitting surface and help keep the cooler clean.
- Top hatch lid for easy access.

- Comfortable rubberized grip handles click together for easy carrying. Removable / adjustable padded shoulder strap for ultimate carrying comfort. Rear pocket with bottom zip to slide a telescopic handle from a wheeled suitcase or a wheeled cooler.

Fishing cooler

Designed to keep drinks, snacks and baits fresh during your fishing trip. MaxCold® insulation with 25% more foam.



Worm proof tackle box (18.5 x 28 x 4.5 cm)

Different insulated compartments :

- Main double zip compartment.
- Deep sides pockets provide additional storage.
- Front pocket contains a worm proof tackle box (18.5 x 28 x 4.5 cm) for fishing excursions.
- Strap on lid.

Removable/adjustable padded shoulder strap for ultimate carrying comfort. Removable multi-tool pocket attached to shoulder strap for added convenience.

Backpack cooler

MaxCold® foam keeps contents cooler for longer.

Front zip pocket, zip pocket on lid and two side pockets. Side straps to adapt the size of the backpack, in order to improve cooling performance.

Adjustable, padded air mesh comfort straps for hands-free carrying convenience with sternum straps to distribute the load.

Ref.	Designation	Volume main compartment	Exterior dimensions	Weight
66593	Classic	25 L	38 cm x 25 cm x 36 cm	1.14 kg
66594	Fishing	20 L	45 cm x 25 cm x 31 cm	1.14 kg
66595	Backpack	20 L	31 cm x 25 cm x 43 cm	0.9 kg

Fresh bottles bag 2351230

Net mesh bag to carry 3 bottles or 8 cans in cold sea water, attached to the boat with rope. Useful, economical and environmentally friendly.

It can also carry wet things or be used for snorkeling and diving.

Material : black polyester.

Dimensions : 40 x 40 x 15 cm



Cookers & hobs

DOMETIC

**MoonLight Two
64591**



**MoonLight Three
64592**

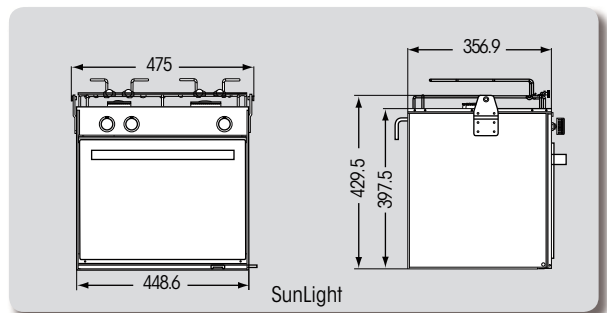
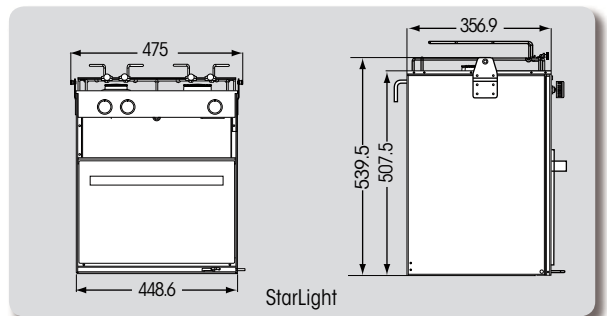
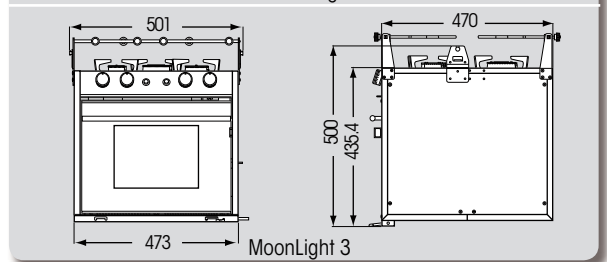
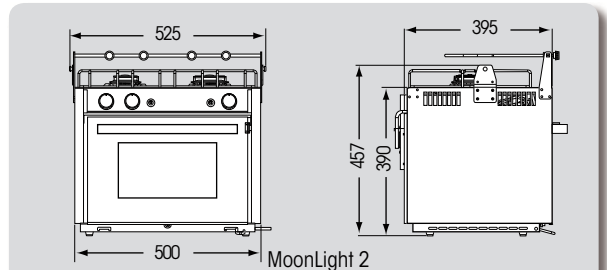


Moonlight Two & Three :
Mirror polished
glass surface

**StarLight
with grill
cabinet
64589**



**SunLight
64590**



MoonLight cookers

Combine the flexibility of gas cooking with the stunning look of mirror polished glass surface that will enhance your galley. 2 or 3-burner hob with easy-clean, heat resistant safety glass surface. 28 or 30 L capacity oven with grill.

- Thermostat, electronic 12 V ignition, safety ignition system.
- Transparent oven door with safety lock, interior lighting.
- Stainless steel pan supports, pot holders and gimbals included.

StarLight / SunLight cookers

Extra-narrow footprint : ideal for reduced area galleys. 2-burner hobs with 28 L oven.

StarLight model includes a 15 L grill cabinet.

- Thermostat, electronic 12 V ignition, safety ignition system.
- Transparent oven door with safety lock, interior lighting.
- Stainless steel pan supports, pot holders and gimbals included.

Reference	MOONLIGHT TWO 64591	MOONLIGHT THREE 64592	STARLIGHT 64589	SUNLIGHT 64590
Description	2-burner hob, 28 L oven + grill	3-burner hob, 30 L oven + grill	2-burner hob, 28 L oven + grill	2-burner hob + 28 L oven
Hobs output	2.2 kW + 1.8 kW	2.2 kW + 1.8 kW + 1 kW	2.2 kW + 1.8 kW	2.2 kW + 1.8 kW
Oven / grill output	Oven 1.2 kW / Grill 1.6 kW	Oven 1.2 kW / Grill 1.6 kW	Oven 1.1 kW / Grill 1.3 kW	Oven 1.1 kW / no grill
Gas consumption	Hob 291 g/h Oven 87 g/h Grill 116 g/h	Hob 364 g/h Oven 87 g/h Grill 116 g/h	Hob 291 g/h Oven 80 g/h Grill 100 g/h	Hob 291 g/h Oven 80 g/h -
Gas pressure	30 mbar	30 mbar	30 mbar	30 mbar
Weight	20 kg	21 kg	23 kg	20 kg



EK 1600
1 burner : 64586



EK 3200
2 burners : 64587
Shown here with optional gimbals.

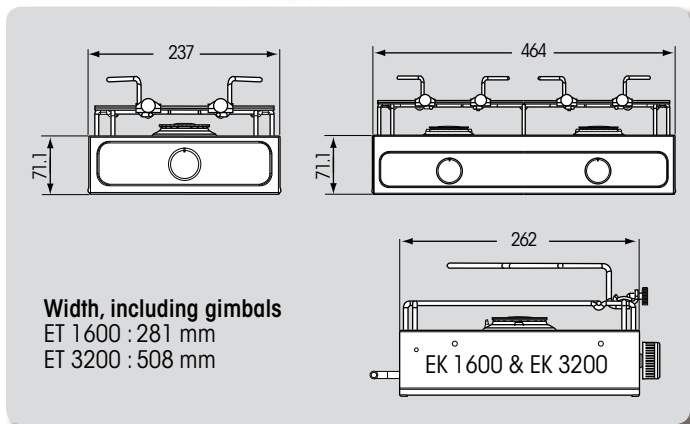
Option
• **Gimbals : 64588**
Suitable for both models
(1 or 2 burners)
Gimbals height :
255.7 mm

Free-standing cookers

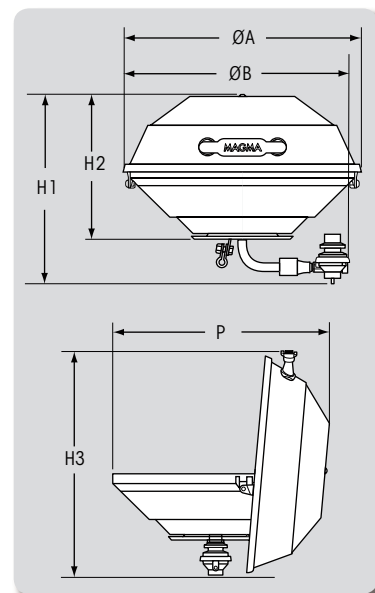

Free-standing 1 or 2-burner gas cookers.
Can be permanently installed in the galley or used as a free-standing unit in the cockpit.

- Stainless steel construction
- Safety ignition system
- Heat shield, pan support and pot holder included.
- Gimbals as optional accessory.

Reference	EK 1600 64586	EK 3200 64587
Description	One burner	Two burners
Burner output	1.6 kW	2 x 1.6 kW
Gas consumption	115 g/h	230 g/h
Gas pressure	30 mbar	30 mbar
Weight	2.9 kg	4.2 kg



Barbecues



Gas barbecue set

Patented "Marine Kettle"™ by Magma will offer you the safety, durability and performance expected from your onboard barbecue.

- High technology radiant plate burner system and st. steel dome allow it to be used as a barbecue or stove.
- Perfect and constant distribution of heat in barbecue mode and open-fire cooking in portable stove mode.
- Lower part of barbecue st. steel full double jacket.
- Manual release swivelling venturi tube enabling you to quickly and safely change the gas bottle during cooking.
- Operates using CV270/CV470/CV270 Plus/CV470 Plus type bottle.

Meet the requirements of the 90/393/EEC et 92/42/ECC standards.

Options & Accessories :
See following page.

- Supplied with :
- Control valve/regulator for CV270/CV470/ CV270 Plus/CV470 Plus type canister.
 - Turbo venturi tube assembly.
 - Bracket and clamp assembly.
 - Grill.
- Mountings are available as options.

Model	Ref.	Capacity	Ø A	Ø B	H1	H2	H3	P	Weight
A Standard	12495	2-4 persons	38.4 mm	37.8 mm	31.8 mm	24.5 mm	42.9 mm	37.8 mm	5.2 kg
B Party	410011	4-6 persons	43.5 mm	41.3 mm	34.3 mm	26.7 mm	45.7 mm	43.3 mm	6.2 kg

BBQ accessories



LED light 62246

For Standard & Party models.
LED light with clip and cover, resistant to high temperature, weatherproof & smoke proof. Easy to clean (9V battery included).



BBQ protective bag

Blue nylon protective bag.


- For Standard model : **42372**
- For Party model : **61120**

Spare parts

- **Grill**
For Party model 10-353 : **61119**
- **L-bracket and clamp** 10-164 : **42376**
- **Bottle regulator CV270/CV470** : **28561**
10-267.
- **Barbecue/regulator connector tube** : **409512**
10-267.
- **Yellow nylon regulator ring** : **416369**
10-268.
- **Stainless steel radiant plate** : **409576**
10-466

LPG adaptor 410042

For Standard & Party models.
Onboard gas systems.




Barbecue mounting

Description	Ref.	Features
A Power Grip™ fishing rod holder mounting	410025	Suitable for all flush-mount fishing rod holders with internal diameter 35-47,5 mm.
B Round handrail mounting	12497 12498	For handrails Ø 22 mm or 25.5 mm For handrails Ø 28.5 mm or 32 mm.

Serving tables

MAGMA




Serving tables

High density polyethylene suitable for food, with no risk of smells or mildew.
2 knife rests.
Slot allows waste to be drained away from the boat.

Ref.	Description	Dimensions
A 410026	1-fastener serving table*	320 x 510 mm
B 410032	2-fastener serving table*	320 x 790 mm

*Mounting holders not included

Folding table fasteners



Description	Ref.	Fastener	For tubes	For ref.
A Rail mounting bracket	410029 410030	Single	Ø 22-25.5 mm	410026
			Ø 28.5-32 mm	
B Rail mounting bracket	410040	Twin	Ø 22-25.5 mm	410032
C Bracket for flush-mount rod holder	410031	Single	-	410026

Tableware

• Couleurmer • revamps marine tableware. With its glossy lacquered finish, it definitely looks just like ceramic tableware. Its distinctive features : our 3-step baking melamine process, including a glazing finishing coat. That's why • Couleurmer • products combine lightweight and top resistance.

Four trendy • Couleurmer • ranges, with elegant traditional patterns and colourways.

• couleurmer •

Coral Reef



• couleurmer •
coral reef



Tray
5241010
50 x 37.5 cm



Cutlery
5241024
Cutlery package 24 items
stainless steel and ABS handle

Package
16 items
5241016
• 4 dinner plates,
• 4 soup plates,
• 4 dessert plates,
• 4 mugs.



Dinner plate
5241001
Ø 25 cm



Coffee cup and saucer
5241007
Ø 7 and 13 cm



Mug
5241006
Ø 8.5 cm



Soup plate
5241002
Ø 22.5 cm



Bowl
5241005
Ø 13 cm



Cereal bowl
5241008
Ø 15 cm



Dessert plate
5241003
Ø 22 cm



Breakfast bowl
5241004
Ø 12.5 cm



Salad bowl
5241009
Ø 24 cm



Marina

.couleurmer.
marina



Tray
5280490
50 x 37.5 cm



Cutlery
5280491
Cutlery package 24 items
stainless steel and ABS



Package
16 items
5280489
• 4 dinner plates,
• 4 soup plates,
• 4 dessert plates,
• 4 mugs.



Dinner plate
5280480
Ø 25 cm



Coffee cup and saucer
5280487
Ø 7 and 13 cm



Mug
5280486
Ø 8.5 cm



Soup plate
5280481
Ø 22.5 cm



Bowl
5280483
Ø 13 cm



Cereal bowl
5280485
Ø 15 cm



Dessert plate
5280482
Ø 22 cm



Breakfast bowl
5280484
Ø 12.5 cm



Salad bowl
5280488
Ø 24 cm

South Pacific

• couleurmer •
south pacific



Package 16 items

4 dinner plates, 4 soup plates,
4 dessert plates and 4 mugs.

- Round plates : **5261010**
- Square plates : **5261011**

Cutlery

5261015

Cutlery package 24 items
stainless steel and ABS handle.



Dinner plate

- Round Ø 25 cm : **5261001**
- Square 25 x 25 cm : **5261002**



Soup plate

5261003
Ø 22.5 cm



Dessert plate

- Round Ø 22 cm : **5261004**
- Square 20 x 20 cm : **5261005**



Coffe cup and saucer

5261009
Ø 7 and 13 cm



Bowl

5261007
Ø 13 cm



Breakfast bowl

5261006
Ø 12.5 cm



Mug

5261008
Ø 8.5 cm



Salad bowl

5261014
Ø 24 cm



Tray

5261016
50 x 37.5 cm



Cereal bowl

- Round Ø 15 cm : **5261012**
- Square 16 x 16 cm : **5261013**





B. Leglathin ©

Atoll

Premium melamine tableware,
100 % core-coloured.



• couleurmer • atoll



Package 12 items
5242235

Embossed finish,
rope festoon rim.
• 4 dinner plates Ø 28 cm,
• 4 cups Ø 20 cm,
• 4 dessert plates Ø 20 cm.

Anchor



• couleurmer • anchor



Cutlery Anchor
5242124

Cutlery package 24 items stainless steel.

Glasses

Tritan™ glasses

Tritan™ is a thermoplastic copolyester from the American brand Eastman used for food receptacle. Bisphenol A-free. Unbreakable. Dishwasher safe. Do not put into microwaves.

Seychelles Tritan™ glasses

Seychelles Tritan™ glasses range. Unbreakable. Dishwasher safe. Sales units : 6.

Ref.	Model	Dimension
5320351	Low glasses	height 9.5 cm x Ø 7.5 cm
5320352	Wine glasses	height 21.4 cm x Ø 5.7 cm
5320353	Champagne flutes	height 24.6 cm x Ø 5 cm



Java Tritan™ glasses

5320209

Stacking Tritan™ glasses. Unbreakable. Dishwasher safe. Dimensions : height 12 cm - Ø 7 cm. Sales units : 6.



Capri Tritan™ glasses

5320180

Stacking Tritan™ glasses. Unbreakable. Dishwasher safe. Dimensions : height 9,5 cm - Ø 7,8 cm. Sales units : 6.



Maldives Tritan™ glasses

Maldives Tritan™ glasses range. Unbreakable. Dishwasher safe. Sales units : 6.

Ref.	Model	Dimension
5320321	Low glasses	height 9.8 cm x Ø 7.4 cm
5320322	Wine glasses	height 20 cm x Ø 6.4 cm
5320323	Champagne flutes	height 25 cm x Ø 5 cm

MS glasses

(60% Acrylic + 40% polystyrene) BPA free. Caution: glasses are breakable. Do not put into dishwasher or microwaves. Do not use with very hot water or alcohol. Do not use an abrasive sponge.



Glasses Color-lines

5320382

Stacking MS glasses. 4 colors. Dimensions : height 10 cm - Ø 8.4 cm. Sales units : 4.



Honolulu MS glasses

5320371

Stacking MS glasses. Dimensions : height 9.3 cm - Ø 7.5 cm. Sales units : 6.

Wooden accessories



Bamboo accessories

Bamboo Marine System

Bamboo is an environmentally friendly alternative to teak and also a better option budgetwise. It is the fastest growing plant on earth : it takes 2 to 5 years to reach maturity while teak takes 30 to 40 years. Bamboo is rotproof and withstands the hygrometry fluctuations. It does not generate any toxic substances and is totally adapted to marine environment.

Its bright honey colour contributes to a warm atmosphere on board. The glue-laminated structure of the Bamboo Marine System products guarantee excellent resistance and durability.



Universal tablet holder

1997018

Universal tablet holder to be fixed.
2 parts. Dimensions : 130 x 85 x 15 mm



Binoculars holder

1997003

Dimensions : 220 x 175 x 75 mm



VHF/GPS holder

• Size M : **1997005**

Dimensions : 68 x 140 x 45 mm

• Size L : **1997013**

Dimensions : 90 x 140 x 45 mm



Navigation box

1997008

Dimensions : 230 x 300 x 75 mm



Smartphone holder

1997011

Dimensions : 130 x 75 x 21 mm



Pen holder

1997009

Dimensions : 125 x 90 x 22 mm



Compass holder

1997004

Dimensions : 85 x 100 x 40 mm



2-glass rack
5998702

Bamboo glass rack to be fixed.
Max. glass Ø : 77 mm
Dimensions : 190 x 50 x 100 mm

4-glass rack
5998704

Bamboo glass rack to be fixed.
Max. glass Ø : 77 mm
Dimensions : 368 x 50 x 100 mm



Duckboard tray
5998755

Dimensions : 465 x 325 x 75 mm



2-bottle rack
5998710

Bamboo bottle rack to be fixed.
Max. bottle Ø : 95 mm
Rack dimensions : 226 x 90 x 119 mm



Slatted tray
5998754

Dimensions : 460 x 320 x 20 mm



Paper towel rack
5998750

Dimensions : 245 x 90 x 110 mm

Handrails

Length 33 cm : **1997014**

Length 59 cm : **1997015**

Length 85 cm : **1997016**

For indoor use only.



Teak accessories

Stool
40175

Seat : 30 x 30 cm.
Height : 43 cm.



Teak table with extension
40279

Dim. without extension :
60 x 60 x 60 cm (L x W x H).
Dim. including extension :
76 x 60 x 70 cm (L x W x H).



Teak grating
40188

Dimensions : 50 x 50 cm
Thickness : 20 mm



Folding table top
46325

80 x 30/60 cm (L x W).



Teak plugs

Ø 8 mm : **40184**

Ø 10 mm : **40185**

Ø 12 mm : **40186**

Ø 15 mm : **40187**



Tables and seats

See pilot seats
page 522



Folding seat

51493

St. steel tube and PE foam covered with white PVC.
64 x 61 x 76 cm (W x D x H).
Seat depth : 37 cm.



Folding chair

413101

Ø 25 mm matt anodised aluminium. White leather fabric imitation.
52 x 81 cm (W x H).
Seat height : 51 cm.

White replacement fabrics : 423655



Boat sit comfort cushion

Navy blue : 25652

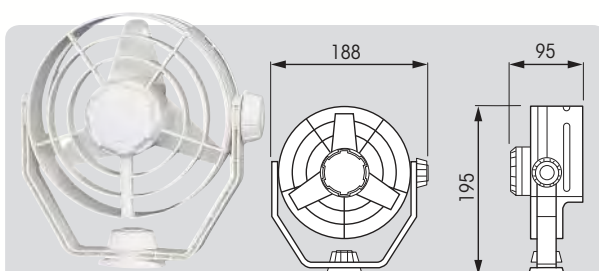
Ergonomic cushion for top relaxation : back-rest moulded in high density foam, thickness 7 cm, with Velcro.
Water-resistant envelope, easy to clean.
Seat part in 3 cm thick foam, with anti-slip patch underneath.
Seat : 37 x 35 cm (W x D).
Back rest : 34 cm high.



Kapok Cushion

Floating navy-blue cushion : the kapok padding doesn't absorb water.
Cover 100% cotton UV resistant.

Ref.	Description	Dimensions
2211810	Simple	44 x 36 x 9 cm
2211811	Double	44 x 73 x 9 cm
2211812	Polochon	44 x Ø 16 cm



2-Speed turbo 12 V fan

White : 65316

Very quiet operation motor swivels and pivots in all directions. Side, upright or pendant mounting. Impact resistant plastic, protection guard to preserve fan blade.
2-position rotary switch, integrated in the front of blade guard.
Speed 1 : 70 Litres /sec. Speed 2 : 95 Litres /sec
12 V / 6.5 W.
Pre-wired with 140 mm cable.



416841

Bunk net

Ref.	Description
416838	Berth protecting net. White, supplied with white nylon hooks. Dimensions : 210 x 70 cm (L x H).
416829	"Storage Plus" net. White, supplied with 15 hooks and screws. Dimensions : 150 x 40 cm (L x H).
416841	"Storage Plus" net. White. Perimeter : 1 m.

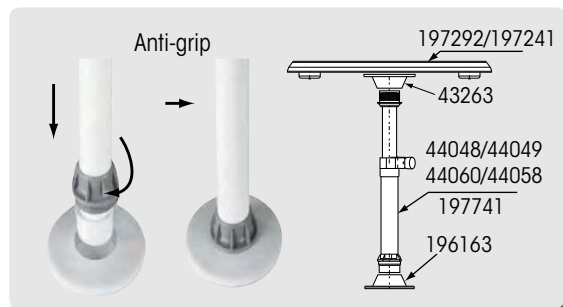
Folding drink holder

416893

Black ABS folding drink holder.



Pedestals and table tops



Fixed pedestals

Model	Description	Ref.	Tube Ø	Total height	Features
Fixed	A White enamelled aluminium pole	44048	60 mm	610 mm	Anti-grip system.
		44049	60 mm	770 mm	
Telescopic	B White enamelled aluminium pole	- Chrome-plated aluminium pole	60 mm	225/425 mm	Anti-grip system.
		197741			
		44060	60 mm	380/600 mm	
		44058	60 mm	480/810 mm	



Table tops

to combine with above pedestals

Description	Ref.	Material	Dimensions
A Round table top	47087	Polyethylen	600 x 30 mm (Ø x Th.)
B Round table top	197241	White ASA, impervious to UV and chemical solvents	610 x 40 mm (Ø x Th.)
C Oval table top	197292	White ASA, impervious to UV and chemical solvents	760 x 450 x 40 mm (L x W x Th.)

Options & Accessories



Nylon bottom plate, surfacemount :
196163
Ø : 190 mm
Total height : 55 mm



Nylon bottom plate, flushmount :
43261
Ø : 190 mm
Height above deck : 10 mm



Clips for table pedestal :
197289



Aluminium bottom plate, flushmount :
197291
Ø : 150 mm
Height above deck : 9.5 mm



Nylon top plate for table top
43263
Suitable for table tops ref. 197241 & 197292.
Dimensions : 190 x 55 mm (Ø x H)

Fixed pole pedestals

Description	Ref.	Height	Tube Ø
Anodised aluminium pole, conical base fitting	418640	600 mm	60/55 mm
	418641	700 mm	
Chrome-plated metal pole, conical base fitting	404458	686 mm	

Options & Accessories



Top or bottom plate :
418636
Ø : 165 mm
Anodised aluminium
Total height : 45 mm



Bottom plate, flush-fitting :
418635
Ø : 160 mm
Cut-out : Ø 58 x H 45 mm
Height above deck : 10 mm

Telescopic table pedestal

473765

Anodised aluminium
Mini height : 370 mm
Maxi height : 720 mm
Base Ø : 240 mm
Intermediate position locking by tightening (knurled buttons).
Enamelled base.



Decoration

A bell is compulsory on all boats 20 metres long and more.



A



B

COLREG 72



C



D

Brass bells

Ref.	Description	Material	Diameter
A 402179	"1888" bell mounted on oscillating attachment (supplied)	Polished brass	160 mm
B 417988*	Removable bell	Polished brass	300 mm
C 401006	Bell mounted on oscillating attachment (supplied)	Polished brass	90 mm
400740	Bell mounted on oscillating attachment (supplied)	Polished brass	150 mm
D 13392	Bell mounted on oscillating attachment (supplied)	Polished brass	90 mm


* Complies with COLREG 72 specifications.



Polished brass bow shackle

Ref.	Diameter
400196	4 mm
400207	5 mm

Clocks and barometers : please refer to navigation chapter.



Porthole mirror

Polished brass porthole mirror.



Ref.	Ext. Ø	Mirror Ø
402172	180 mm	125 mm
412542	210 mm	150 mm
402171	260 mm	165 mm
402170	300 mm	205 mm
402169	470 mm	350 mm

PLASTIMO
happy boating to you!

Water on Board



Water system pumps



Fresh water pumps



Premium 4.0

Ignition protected
ISO 8846



64519-64520



Nautilus 1.0

Aqua King™ pumps

High and smooth flow with minimum noise and vibration, provided by 3-chamber (models 62369, 64519, 64520) or 4-chamber (model 471860) pump head.

Premium model includes an adjustable by-pass.

Starting and stopping controlled by pressure switch : pump starts as soon as water is being used.

Premium model features an adjustable by-pass.

- Self-priming up to 1.82 m.
- Can run with hot water (up to 54°C).
- Sealed switch & motor.
- Can run dry without damage.
- Thermal overload protection (with automatic restart)
- Intermittent duty.
- 1/2" - 14 NPSM male connectors included.

3-year warranty.

Nautilus pump

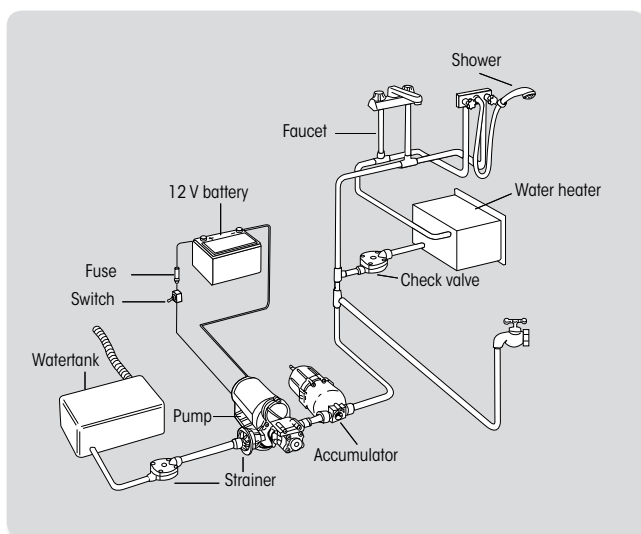
Nautilus 1.0 is the **compact version** pump for single fixture applications, and is engineered to the same quality standards as the bigger models.

It is not self-priming and must be equipped with an in-line switch and a 3 amp fuse.

- Thermal overload protection.
 - 3/8" male barb inlet and outlet.
- 2-year warranty.

Model	Ideal for	Voltage	Ref.	Open flow	Max. pressure	Dimensions L x W x H (mm)	Cons.	Hose
Aqua King™ II Premium 4.0	4 water fixtures	12 V	62369	15.1 L/min.	3.8 bar/55 psi*	254 x 125 x 121	11 Amp.	Ø 1/2"
Aqua King™ Standard 3.0	3 water fixtures	12 V	64520	11.35 L/min.	3 bar/45 psi	207 x 125 x 105	5 Amp.	Ø 1/2"
Aqua King™ Junior 2.0	1-2 water fixtures	12 V	64519	7.6 L/min.	1.4 bar/20 psi	207 x 125 x 105	3 Amp.	Ø 1/2"
Nautilus 1.0	1 water fixture	12 V	22954	3.8 L/min.	1.7 bar/25 psi	122 x 66 x 49	2.5 Amp.	Ø 3/8"

* Max by-pass pressure 4.5 bar/65 psi



Accumulator tanks



Accumulator tanks

Pre-pressurised tank reduces the cycling pulsation and pressure spikes.
Increases the pump's lifetime and saves battery power.



Model	Ref.	Max pressure	Pre-charged pressure	Dimensions
Nylon 710 ml	A 22959	8.8 bar/125 psi	2.20 bar	L 232 x W 121 x H 97 mm
St. steel 8 Litres	B 42997	7.03 bar/100 psi	1.40 bar	H 230 x Ø 100 mm

Accessories


50 micron st. steel strainers

Prevent the intrusion into the pump of any debris or particle bigger than 50 µ.
Can be mounted at the entry of the water circuit or screwed directly onto the pump head (depends on model).
Stainless steel mesh screen for durability.
Transparent design shows when it is time to clean the bowl.
Easy disassembly, cleaning and reassembly.
Max. temperature : 48°C



Ref.	Gasket	Inlet port	Outlet port	Accessoires included	Dimensions (H x L)
A 42995	Buna	½" NPT female	½" NPT female	2 fittings ½" NPT male / ½" barb.	130 x 91 mm
A 42996	Buna	¾" NPT female	¾" NPT female	2 fittings ¾" NPT / ¾" barb	137 x 91 mm
B 471884	Buna	½" NPT female	½" NPT female	-	145 x 104 mm
C 22955	EPDM	Barb fitting for hose Ø 12 mm (½")	½" -14 NPSM female thread	-	61 x 81 mm
D 22956	EPDM	½" - NPSM male thread	½" - 14 NPSM female thread	-	61 x 76 mm
E 22958	EPDM	Barb fitting for hose Ø 12 mm (½")	Barb fitting for hose Ø 12 mm (½")	-	61 x 76 mm

Barb and hose fittings



Ref.	Thread	Shape	Ø Hose
A 22960	½" female, hexagonal swivel	Elbow	½" (13 mm)
B 22961	½" female, wingnut swivel	Elbow	¾" (19 mm)
C 22962	½" female, wingnut swivel	Straight	½" (13 mm)
D 22963	½" female, wingnut swivel	Straight	¾" (19 mm)
E 22964	½" male	Elbow	½" (13 mm)
F 22965	½" male	Straight	½" (13 mm)



Non-return valve **22957**

Allows flow in one direction only to safeguard against backsurge up to 6.8 bar. Hose Ø 12 mm.



Seawater strainer

Type	Ref.	Mesh	Fittings
On line	414400	Fine 40	Ø ½" (13 mm) ribbed
	414402	Medium 20	Ø ¾" (19 mm) ribbed



Anti-return valve connector

Brass body with spring-loaded valve. (st. steel spring).

Thread Ø	Ref.	External Ø	Length
1/2"	422221	30 mm	48 mm
3/4"	429360	37 mm	53 mm
1"	429361	44 mm	59 mm

Silence water pumps



Fresh water pumps meet most requirements on board.

- Self-priming : the pumps start as soon as water is being used.
- Engines in protection housing for maximum quietness.
- Vibration-absorbing rubber feet.

3 L/min - 12 V ^A water pump

³/₈" fittings.



Models 12.5 and 17 L/min ^B

Feature a 4-chambre pump head for smooth flow.



	Voltage	Ref.	Open flow	Consumption	Bar*/PSI	Dimensions L x W x H
A	12 V	53431	3 L/min	1.8 Amp.	5.6 bar/80 PSI	165 x 100 x 63 mm
-	12 V	56082	8 L/min	3.5 Amp.	1.7 bar/25 PSI	210 x 110 x 120 mm
	12 V	53432	12.5 L/min	3.9 Amp.	2.5 bar/35 PSI	210 x 108 x 98 mm
B	12 V	53433	17 L/min	6 Amp.	2.80 bar/40 PSI	250 x 108 x 98 mm
	24 V	53434	17 L/min	2.8 Amp.	2.80 bar/40 PSI	250 x 108 x 98 mm

*1 PSI = 0.0703 bar.

Water pump system + accumulator

The accumulator regulates the water pressure in the network insuring years of service for the equipment.

Accumulator capacity : 8 litres.

Voltage	Ref.	Open flow	Consumption	Bar*/PSI	Dimensions L x W x H
12 V	53435	17 L/min	6 Amp.	2.80 bar/40 PSI	300 x 350 x 200 mm

*1 PSI = 0.0703 bar.



Water inlet strainer **53437**

Mechanical elbow strainer with 12 mm (¹/₂") hose fittings.



Each fresh water pump (except ref. 53431) comes with connector fittings kit including :

- Straight fitting for ¹/₂" hose.
- Elbow fitting for ¹/₂" hose.
- ¹/₂" straight threaded fitting.

Fittings with speedfit connectors and « O » ring for easy pump connection.



A



B



C

Aqua Jet WPS

The 5-chamber Aqua Jet WPS-series provides a reliable heart for small boat and recreational vehicle water pressure systems.

Compared to conventional 3 or 4-chamber diaphragm pumps, the Aqua Jet demonstrates dramatically lower noise and water pulsation characteristics.

- Pressure : 2.8 bar/41 psi
- In-/outlet terminal : 3/8" BSP / hose 1/2"

It is recommended to install the WPS-pumps with an inlet strainer and an accumulator tank.

Spare parts

Straight fitting	Elbow fitting
1/2" : 474473	1/2" : 474475

Model	Voltage	Ref.	Open flow	Cons.	Dimension L x W x H	Weight
A Aqua Jet WPS 2.9	12 V	476742	11 L/min	10 Amp.	204 x 197 x 110 mm	1.6 kg
	24 V	476743	11 L/min	5 Amp.	204 x 197 x 110 mm	1.6 kg
B Aqua Jet WPS 3.5	12 V	476744	13 L/min	10 Amp.	236 x 210 x 116 mm	2 kg
	24 V	476745	13 L/min	5 Amp.	236 x 210 x 116 mm	2 kg
C Aqua Jet WPS 5.2	12 V	476746	20 L/min	15 Amp.	240 x 214 x 110 mm	2 kg
	24 V	476747	20 L/min	8 Amp.	240 x 214 x 110 mm	2 kg



Variable flow WPS

The ideal choice for pressurizing water in a closer system.

The digital controller adjusts water flow as the demand is increased and decreased while maintaining a very smooth flow.

The unique variable flow feature of the Flow Master pump allows the pump to be mounted without an accumulator tank and still maintain an even flow regardless if one or multiple taps are being used. Supplied with filter.

- Motor : WPS 5.0 – 150 W, 12/24 V DC (with integrated thermal protection).
- Body : Nylon/Polypropylene.
- Valves : Santoprene/EPDM.
- Diaphragm : Santoprene.

Model	Volt	Ref.	Open flow	Pressure	Inlet/Outlet Ø	Cons.	Dimensions L x W x H	Weight
Aqua Jet Flow Master	12 V	473856	19 L/min	3.5 bar/50 psi	1/2"-3/4" (13-19 mm)	15 Amp.	239 x 209 x 113 mm	2 kg
	24 V	473857	19 L/min	3.5 bar/50 psi	1/2"-3/4" (13-19 mm)	8 Amp.	239 x 209 x 113 mm	2 kg



Aqua Jet Duo WPS

High demand unit with two parallel-connected Aqua Jet WPS capacity 40L/min fixed on a base with inlet strainers and a 2-litre pre-pressurized accumulator tank.



Accumulator Tank

473155

2-litre accumulator tank.

- Dimensions : Ø 315 x 160 mm
- Fitting dimensions : 1/2"
- Weight : 1.2 kg

Model	Voltage	Ref.	Open flow	Pressure	Inlet/Outlet Ø	Cons.
Aqua Jet WPS Duo	12 V	473126	40 L/min	2.8 bar/41 psi	3/4" (19 mm)	25 Amp.
	24 V	473127	40 L/min	2.8 bar/41 psi	3/4" (19 mm)	15 Amp.

Specialty pumps

Grey waters

Viking Power 16 pump

Self-priming diaphragm pump designed to drain the bilge, shower or waste water. Its compact design gives a very adaptable mounting and installation in the boat. The pump can be set up in several different pump/motor configurations.

- **Self-priming** up to 3 m
- Supplied with 2 straight fittings : 1" and 3/4".



Model	Voltage	Ref.	Open flow	Max. head	Consumption	Dimensions L x W x H	Weight
Viking Power 16	12 V	477864	16 L/min	3 m	2.3 Amp.	186 x 181/235* x 118/204* mm	2.6 kg
	24 V	473992	16 L/min	4 m	1.2 Amp.	186 x 181/235* x 118/204* mm	2.6 kg

*According to motor pump setup.

Features common to both pumps

- Easy to install, even in limited space.
- Quiet operation.
- Easy and economical maintenance.
- High-resistance fibreglass reinforced nylon body.
- Ball bearing transmission.
- Non-choke valves, no filter necessary.
- Can be run dry and pump air/water mixture.
- Robust single diaphragm.
- Low power consumption.
- Complies with ISO15083 and small craft bilge pump standards for vessels up to 12 m.

Viking 16 waste water tank

474893*

The Viking 16 waste water tank is designed to be used as collection tank for waste water from showers, sinks, dishwashing machines, with 19 mm, 25 mm and 38 mm inlet ports, and 19 mm and 25 mm outlet ports. The tank includes an Ultima Switch for automatic operation and is easy to connect to any 12/24V pump up to 20 amp. The tank is prepared for Viking Power 16, with pre-drilled holes for the pump. Dimensions L x W x H : 340 x 280 x 185 mm

*Tank alone, supplied without pump.



Illustrated with pump

Transfer pumps



Water circulation pumps

Compact magnetic driven centrifugal pumps (CM10P7-1 and CM30p7-1) which combine high flow rates with very low electric current consumption.

Suitable for fresh water, ethylene glycol and salt water circulation.

Suitable for fresh and salt water circulation (Max. 100°C).

Model	Voltage	Ref.	Open flow	Inlet/Outlet Ø	Dimensions L x W x H	Weight
CM10P7-1 (protection IP67)	12 V	473132	15 L/min	5/8" (16 mm)	177 x 68 x 85 mm	0.53 kg
	24 V	473131	15 L/min	5/8" (16 mm)	177 x 68 x 85 mm	0.53 kg
	12 V	473134	18.5 L/min	3/4" (20 mm)	177 x 68 x 85 mm	0.53 kg
	24 V	473133	18.5 L/min	3/4" (20 mm)	177 x 68 x 85 mm	0.53 kg



Electric transfer pumps

Pumps ideally suited for use in boats as bilge and deckwash pumps, fresh water pumps, refuelling pumps for oil and diesel. Do not use for petrol and its volatile derivatives, nor for solvents (fire risk). Bronze body, (plastic body on F2P10-19 model), flexible nitrile oil resistant impeller.

Model	Voltage	Ref.	Open flow	Cons.	Inlet/Outlet Ø	Dimensions L x l x H	Weight
A F2P10-19	12 V	473142	15 L/min	8 Amp.	Hose connectors int. Ø 1/2" (13 mm)	172 x 117 x 78 mm	1.6 kg
B F3B-19	12 V	473140	21 L/min	8 Amp.	3/8" BSP female threading	170 x 100 x 82 mm	2.1 kg
	24 V	473139	21 L/min	4 Amp.			
C F4B-19	12 V	473138	48 L/min	15 Amp.	1/2" BSP female threading or internal hose Ø 1" (25 mm)	202 x 120 x 90 mm	3 kg
	24 V	473137	48 L/min	8 Amp.			
		473108	Spare impeller for pumps 473137 & 473138				



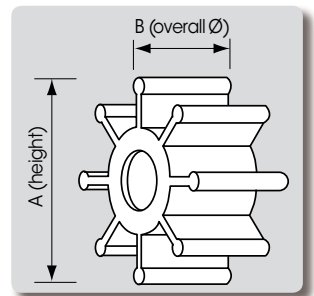
Ultra Ballast pump

Designed to quickly fill or, when reversed, drain a ballast tank at a rate of more than 45 L/min. Capable of pumping fresh or sea water. The pump's robust design can handle the rigors of continuous duty usage, is reversible, and has a built in thermal overload for added protection. Care not to run dry for extended periods of time will increase the pump longevity and ensure reliable performance for many years. Bronze body, hose Ø 1" 1/2" BSP.

Model	Voltage	Ref.	Open flow	Dimensions L x l x H	Weight
Ultra Ballast	12 V	474889	52 L/min	202 x 120 x 90 mm	3 kg

Impellers

Spare impellers for Johnson pumps



Material	Shaft type	Ref.	Shaft Ø	No. blades	A	B	Pump type	Ref. Johnson
Nitrile		473108*	8 mm	6	51 mm	22 mm	F4	09-824P-9
		473091	10 mm	6	40 mm	19 mm	F35**	09-806B-1
Neoprene		473113	12 mm	6	40 mm	19 mm	F35**	09-808B-1
		473112	12 mm	6	51 mm	22 mm	F4**	09-810B-1
		473110	13 mm	6	51 mm	22 mm	F4**	09-1026B-1
Neoprene		473192	16 mm	12	57 mm	31.5 mm	F5**	09-1027B-1
		473103	16 mm	8	65 mm	50.2 mm	F7**	09-1028B

* Spare impeller for pumps ref. 473137 & 473138.

** Supplied with gasket.

The impeller feeds the water through the motor cooling circuit. It is therefore an essential safety part which must be replaced every year. Use exclusively a genuine Johnson impeller which will guarantee a perfect fit on your pump.



Aqua Jet WD pump kit

473476 : 12 V/20 A
473478 : 24 V/10 A

Aqua Jet 5.2 pump WD - 20 L/min - 5 bar/70 psi
 Motor : 185 W with thermal protection and nitrile valves.

Supplied with :

- 1 coiled hose up to 7.50 m with fittings
- 1 spray nozzle
- 1 through deck kit
- 1 control box with illuminated panel switch and protection fuse



Aqua Jet WD/ Livewell pump kit

473477

Aqua Jet 5.2 pump WD - 20 L/min - 5 bar/70 psi

Motor : 185 W with thermal protection and nitrile valves.

Supplied with :

- 1 coiled hose up to 7.50 m with fittings
- 1 spray nozzle
- 1 through deck kit
- 1 control box with illuminated panel switch and protection fuse
- 1 12 V Twin Port livewell pump - 32 L/min - 3/4" ground connection - 3/4" and 1/2" outlet
- 1 oxygenator for the livewell



Cartridge aerator pump

474516

12 V livewell pump, 32 L/min - 500 GPH with 90° intake.
 Smaller profiles to fit in more confined spaces.



Tsunami livewell aerator kit

66590

Aerator kit recirculates livewell water to keep it cooler and rich in oxygen.

Self-contained system feeds a separate aerator spray head. Also allows filling or emptying the livewell quickly and easily.

Aerator kit includes :

- Tsunami TS500 aerator pump
- Adjustable aerator spray head. Side-mounting with 90° elbow connector : fits the most space restricted areas. Suitable for bulkheads 16 mm thick max.
- Stainless steel strainer
- Hose : Ø 19 mm, length 58 cm
- 2 plastic hose clamps
- Straight thread-to-barb connector

Removable motor cartridge for easy cleaning and replacement.

T500 Tsunami pump :

- 12 V pump
- Open flow : 2080 L/h
- Output at 1 m : 1363 L/h
- Max. head : 2.43 m
- Consumption : 1.4 Amp.
- Fuse : 3 Amp
- Pump dimensions : 89 x 92 x 73 mm (W x H x Ø)




Ignition protected
ISO 8846

Fresh
or sea water

ProBlaster™ II pumps

Generation II high-flow automatic diaphragm pumps. Specifically re-engineered to achieve high flow performance, durability and reliability. Providing high volume and high velocity spray. Ideal for the toughest washdown applications.

- 4-chamber design, for silent operation and regular flow.
- Excellent protection against marine environment : corrosion-resistant coated seamless motor shell and sealed switch, composite baseplate.
- Self-priming up to 1.82 m.
- Can run with hot water (up to 54°C).
- Can run dry without damage.
- Thermal overload protection (with automatic restart).
- Intermittent duty.
- 1/2" - 14 NPSM male ports.



Model	Voltage	Ref.	Open flow	Max. pressure	Consumption	Dimensions L x W x H
A Deluxe 4.0	12 V	63735	15.1 L/min	4.1 bar/60 psi	10 Amp	254 x 125 x 122 mm
B Ultimate 5.0	12 V	62370	18.9 L/min	4.1 bar/60 psi	14 Amp.	254 x 125 x 121 mm
	24 V	63654	18.9 L/min	4.1 bar/60 psi	7 Amp.	254 x 125 x 121 mm

Blaster™ II washdown pump

66440

High flow pump for all toughest marine washdown applications. Fresh or sea water.

- 4-chamber pump head for silent operation and high velocity spray
- Can run dry without damage
- Durability and reliability : over-moulded single-piece diaphragm and sealed switch. Polypropylene housing, santopren diaphragm and composite base plate.
- Intermittent duty, self-priming up to 1.82 m
- Thermal overload protection, automatic restart
- Ignition protected (ISO 8846)
- Can run with hot water up to 54°C

Pump comes complete with two straight hose barb fittings 3/4" (19 mm) + 14NPT 1/2" female wingnut and one 3/4" NHR male straight fitting + 14NPT 1/2" female wingnut.



Model	Voltage	Ref.	Open flow	Max. pressure	Consumption	Dimensions L x W x H
Blaster™ II	12 V	66440	13.2 L/min	3.1 bar/40 psi	7.5 Amp.	228 x 125 x 105 mm



ProBlaster™ II washdown kit

Includes :

- 12 V ProBlaster™ II Deluxe pump, 15 L/min open flow, self-priming.
- Ignition protected ISO 8846.
- Connectors, strainer and nozzle with adjustable flow.
- 7.60 m flexible coiled hose.

Model	Voltage	Ref.	Open flow rate	Max. pressure	Consumption	Dimensions L x W x H
Washdown Kit Deluxe II	12 V	63575	15.1 L/min	4.1 bar /60 psi	10 Amp.	254 x 125 x 122 mm

Options & accessories



- **Flexible coiled hose 47505**
7.6 m hose for ProBlaster pump. 3 bar pressure. Suitable for fresh or sea water.



- **Spray nozzle 47867**
Adjustable water flow. 3 bar pressure. Suitable for fresh or sea water.

Bilge pumps

Manual pumps

Corrosion, electrolysis and fuel resistant bilge pumps. Of rugged construction, they produce high capacity output with the convenience of many mounting positions (see drawings).



A



B




C

- Self-priming and leak free.
- Quick release inspection cover for added safety.

Model Photo	Single action A	Single action B shown on photo with outlet elbows.	Double action C
Reference of pumps	11723	11722 supplied without outlets. See below.	11724
Kit of 2 straight outlets (a) Kit of 2 outlet elbows (b)	Built-in outlets.	17491 17492	Outlets supplied with pump.

The double action pump is equipped with outlet elbows, swivelling on 220°, thus allowing all mounting positions and reducing the clearance required (290 mm to 400 mm maximum). The outlet elbows are screwed and fitted with an O-ring for perfect watertightness and added safety (quick release facility). Straight outlets 17491 and elbows 17492 can also be mounted on pump C, which allows pumping in two different locations on the boat, while having only one waste water outlet.

Model	Single action 11723	Single action 11722	Double action 11724
Weight	0.965 kg	0.990 kg	1.840 kg
Capacity output at 1 m height	0.80 L per stroke*	0.80 L per stroke*	1.3 L per stroke*
Maximum lift	3 m	3 m	3 m
Hose diameter	38 mm	38 mm	38 mm



Choice of outlets for single action pump 11722.

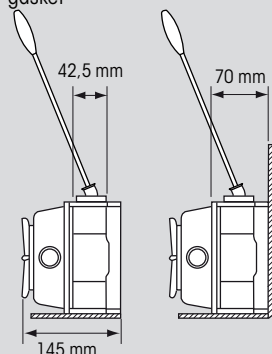
Parts common to the 3 pumps

- Cover alone : **12611**
- Spare handle, length 40 cm : **14315**
- Hose diameter 38 mm : **66896**
- Handle stowage clips : **16702**
- Screw cap for back part of pump : **18040**
- Spare diaphragm : **16217**
- Set of spare valves (input/output) : **16213**

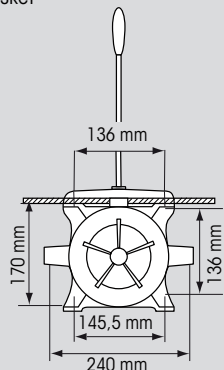


- Watertight gasket with cover complying with IOR rule : **14263** (see drawing)

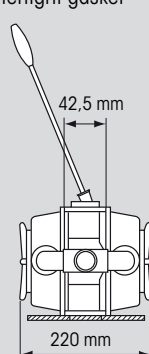
Single action without watertight gasket



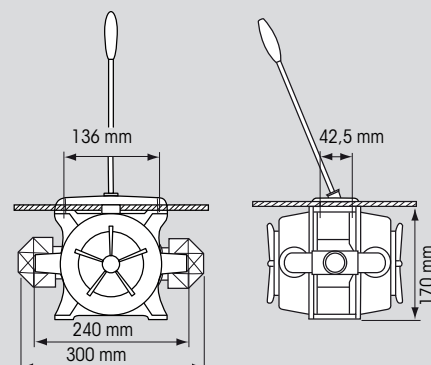
Single action with watertight gasket



Double action without watertight gasket



Double action with watertight gasket



*± 0.05 L

Diaphragm pump 12760

Moulded in highly resistant plastic; all metal parts in stainless steel. Easily removable diaphragm. Multi-mounting position bilge pump.

Up to 8 possible mounting positions.

Horizontal or vertical mounting.

Pump comes complete with 2 outlets \varnothing 25 mm.

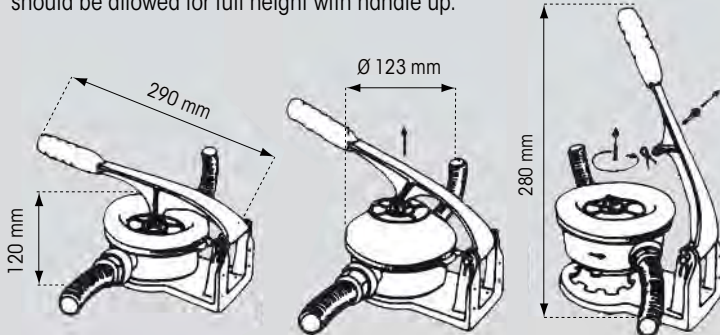
- Output : 0.5 L, per stroke, at 1 m height.
- Maximum lift : 3 m.
- Weight : 0.500 kg.
- Hose diameter : 25 mm.

**MADE BY
PLASTIMO**

PLASTIMO



To have access to the pump chamber, pull handle in upright position. Remove the pin which secures the handle onto the diaphragm and turn the pump body anti-clockwise until free. When mounting the pump, clearance should be allowed for full height with handle up.



Options & spare parts

- 25 m hose \varnothing 25 mm : **66894**
- Repair kit (diaphragm + valves) : **16218**
- Outlet for hose \varnothing 25 mm : **16220**
- Spare diaphragm : **16219**
- Spare handle : **16221**

Johnson Pump

Viking Universal manual bilge pump 65638

Heavy duty, self-priming, hand-powered bilge pump.

Designed for bilge applications and waste water handling in marine environment.

Suitable for nearly any type of installation. Mounting bracket allows for **vertical or horizontal surface mounting**.

Includes 2 straight + 2 elbows 90° connectors. Hose connectors and even pump body can easily be rotated for optimal positioning.

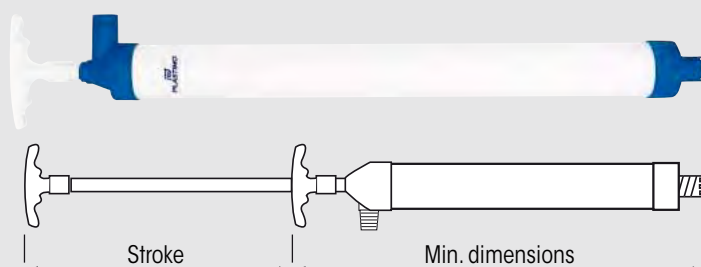

Large valves \varnothing 38 mm (1 1/2") enable the pump to be used for toilet waste.

- Flow/output : 60 L/min (as per ISO 15083 : 45 strokes/min at a 1 m head, 10 kPa pressure).
- Flow direction can be chosen by user, simply by changing position of inlet and outlet ports in the pump body.
- Body and cover : polypropylene reinforced with 30 % fiberglass.
- Diaphragm and valves : Nitrile rubber.
- Handle and shafts : stainless steel.
- Max. liquid temperature : +60°C.
- Weight : 1.5 kg.

Hand pump

Pump alone	Pump + 1 m hose	Output per stroke	Min. dimensions	Stroke
14089	27074	0.50 L	480 mm	330 mm
14105	27075	0.75 L	630 mm	480 mm
14090	27076	1 L	790 mm	640 mm

25 m hose \varnothing 25 mm : **16209**



Manual pumps

Plastimo bilge pumps have been designed in cooperation with boatowners and engineered by the Plastimo Research and Development team.



L. Charpentier ©



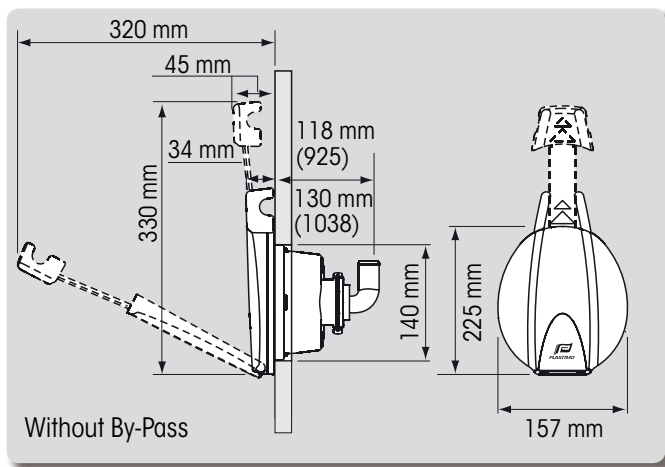
Pump 925 and 1038 : with telescopic handle

Bilge pump with telescopic handle, for efficient and more comfortable pumping. A version with By-Pass connector allows the connection of both a hand pump and an electric centrifugal on a single water circuit.*

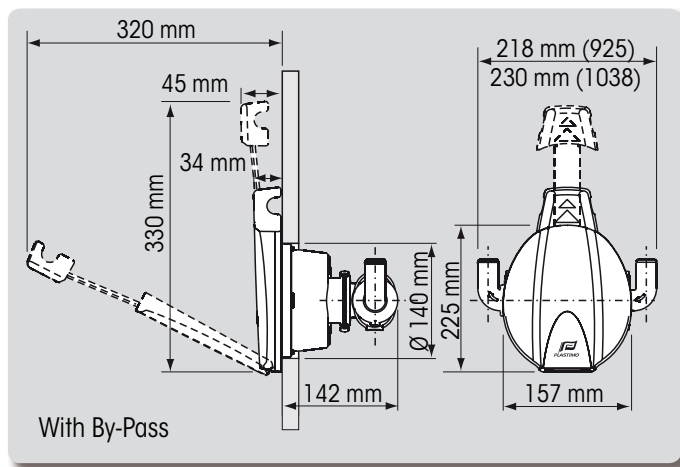
*Not suitable for a diaphragm or a flexible impeller electric pump.

Without By-Pass

With By-Pass



Without By-Pass



With By-Pass



See By-Pass connector on following pages

Pump model	Pump 925 without By-Pass	Pump 925 with By-Pass	Pump 1038 without By-Pass	Pump 1038 with By-Pass
Reference	39539	53058	39541	53059
Output	0.9 litre per cycle		1 litre per cycle	
Capacity, as per ISO 15083 standard (45 strokes per minute, with a 10 kPa depression)	40.5 litres/minute		45 litres/minute	
Weight	0.920 kg	1.050 kg	0.920 kg	1.050 kg
Hose diameter	Ø 25 mm (1")		Ø 38 mm (1 1/2")	
Supplied with :	2 elbow fittings with valve (inlet & outlet)			

Compact

- The Plastimo pump is very compact and the 90° position of the outlets allows installation where space is limited or access difficult.
- Outlets swivel through 360° and therefore adapt perfectly to the pump position in relation to the strainer and thru-hull fitting.

Optimum safety

- No hassle looking for the handle at the critical moment : the Plastimo bilge pump is always ready-to-pump, thanks to its fully integrated handle.
- In case the diaphragm would leak, the water is rejected in the cockpit (not in the bilge), so you can't help noticing it immediately.

Simple installation and maintenance

- Installing the pump is extremely simple : all done from the cockpit.
- The diaphragm can be removed within seconds ; no need to take down the whole pump. This facilitates the cleaning of the pump body (remove small stones and other possible objects clogged in the pump) and enables the replacement of the diaphragm if necessary.
- Construction from materials impervious to UV-rays, impact and weather resistant.

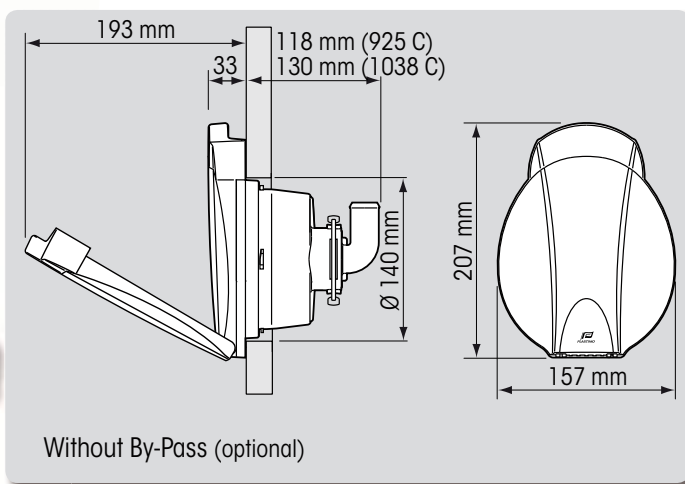
Design

- One obviously expects from a pump that it should first and foremost be efficient... In addition to the remarkable technical performance Plastimo has paid a particular attention to design and aesthetics, building on years of expertise in composite materials and plastic engineering. The result is a stylishly designed pump, which matches very nicely the cockpit of modern boats.



Pump 925C & 1038C : compact with integrated handle

Very compact pump with the handle integrated in the cover. Suitable for connection to an optional By-Pass (see following pages).



Option : 53060 By-Pass connector

Pump model	Pump 925C without By-Pass	Pump 1038C without By-Pass
Reference	55764	55765
Output	0.9 litre per cycle	1 litre per cycle
Capacity, as per ISO 15083 standard (45 strokes per minute, with a 10 kPA depression)	40.5 litres/minute	45 litres/minute
Weight	0.750 kg	0.750 kg
Hose diameter	Ø 25 mm (1")	Ø 38 mm (1 1/2")
Supplied with :	2 elbow connectors with valves (inlet and outlet)	

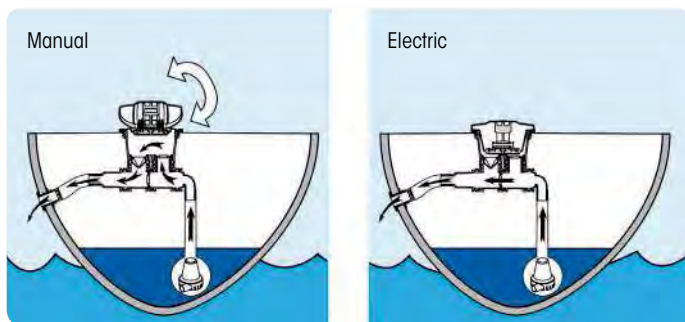
By-Pass, bilge pump connector

53060


The By-Pass adapts on pumps 925 & 1038 or 925C & 1038C and allows the connection of both a hand pump and an electric centrifugal* pump on a single water circuit.

*Not suitable for a diaphragm or a flexible impeller electric pump.

- **Simplified installation** : the single circuit common to both pumps is a major time/labour saving asset for boatbuilders.
- **Easy connection** : straight/elbow fittings with O-rings snap-in easily.
- **Minimal maintenance** : fittings snap off easily to remove debris or replace valves if necessary.



PLASTIMO

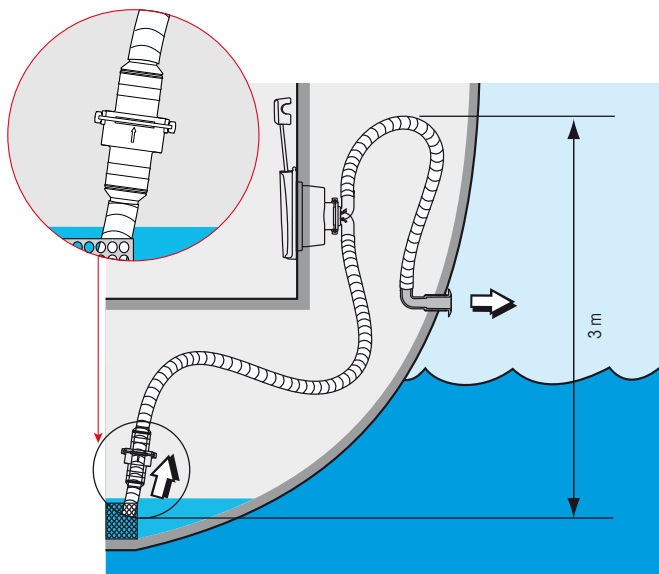
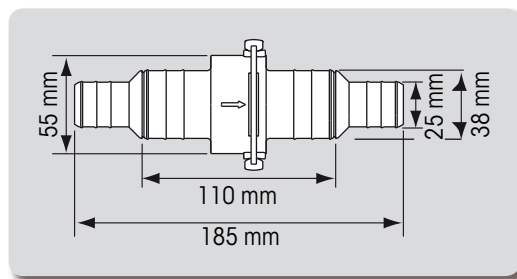


Outlet with non-return valve

42797

Prevents backflow into the bilges : mounted as close as possible to the strainer, the non-return valve locks up the water in the hose.

- Straight outlet for hose \varnothing 25 mm or 38 mm : simply sawing off the \varnothing 25 mm outlet.
- Bellows-type gasket (ref. : 40677 supplied as standard) allows debris such as seaweed or small cloth. Can be replaced by a flat gasket (see optional ref. : 40676).
- Polyamide valve + nitrile gasket, fuel resistant.



Various options are possible to set the outlet most adapted to your needs.













Accessories for bilge pumps

	PUMP 925C	PUMP 1038C	PUMP 925	PUMP 1038
Inlet valve	40676	40676	40676	40676
Outlet valve	40677	40677	40677	40677
2 fastening clips	40678	40678	40678	40678
2 elbow fittings (inlet + outlet) + "O" rings	40679	40680	40679	40680
Spare diaphragm	40681	40681	40681	40681
Spare cover	55684	55684	40682	40683

Fittings

Complete range of polyethylene fittings, suitable for all Plastimo bilge pumps and By-Pass connector.

Fitting	Ø mm	Ref.	55764 55765		39539 39541		53060	
			Inlet	Outlet	Inlet	Outlet	Inlet	Outlet
	Ø 19	54556	✓	-	✓	-	✓	✓
	Ø 25	55767	✓	-	✓	-	✓	✓
	Ø 28*	55768	✓	-	✓	-	✓	✓
	Ø 38	55769	✓	-	✓	-	✓	✓
	Ø 25	54557	✓	-	✓	-	✓	✓
	Ø 25	42799	-	✓	-	✓	✓	✓
	Ø 28*	55770	-	✓	-	✓	✓	✓
	Ø 38	42798	-	✓	-	✓	✓	✓
	Ø 28	53062	-	✓	-	✓	✓	✓
	Ø 25-38	55135	-	✓	-	✓	✓	✓

All fittings are supplied with "O" ring. *Ø 28 - 1½" fitting available in kit. Includes one inlet and one outlet fitting : **53061**

Fire resistance : self-extinguishing, V2
Phthalate-free (< 0.1 %)

Waste water hose

PVC flexible hose reinforced with a PVC helical braid inlay.
Shockproof, lightweight and flexible.
Suitable for waste water.
Temperature range : -15° to +50°C.

Ref.	Int. Ø	Ext. Ø	Weight	Bend radius	Vacuum pressure	Length
66893	19 mm	23.80 mm	110 g/m	19 mm	3 mH ₂ O (300 mbar)	25 m
66894	25 mm	30 mm	140 g/m	25 mm		
66895	30 mm	35.4 mm	200 g/m	30 mm		
66896	38 mm	44.2 mm	270 g/m	38 mm		

Electric bilge pumps




Electric diaphragm pump, for bilge, livewell and waste waters

A comprehensive range of self-priming pumps, specifically designed to drain the bilge, livewell, heads, shower or sink.

No filter is needed ; pump can therefore operate with no risk of seizing up the outlet pipes. These pumps also allow the temporary storage of waste water in a tank (see WC page).

Specially designed for the boaters' needs, the electric motor features low power consumption. It is easy to mount in **2 positions (horizontal or vertical)** and oriented in 8 different directions. This adds flexibility, especially when installing the pump in a small volume area.



The electric bilge and waste pumps feature the same advantages as the manual pump, i.e. : choice of outlets (18561 and 18562 models), quick release inspection lid for added safety.

Options

• Kit of 2 straight outlets : **17491**

• Kit of 2 elbow outlets : **17492**

• Hose Ø 38 m, length 10 m : **66896**



Model	Voltage	Ref.	Open flow	Hose Ø	Cons.	Max. fuse	Weight
Built-in outlets	12 V	18556	35 L/min	38 mm	6 Amp.	20 Amp.	3.5 kg
Screw-on outlets*	12 V	18561	35 L/min	38 mm	6 Amp.	20 Amp.	3.5 kg
Built-in outlets	24 V	18557	35 L/min	38 mm	3 Amp.	10 Amp.	3.5 kg
Screw-on outlets*	24 V	18562	35 L/min	38 mm	3 Amp.	10 Amp.	3.5 kg

* Choice of outlets : straight or elbow (see options).



Ultima bilge pump

New generation bilge pump, patented and supplied with a straight and a 90° elbow fittings.

Model	Voltage	Ref.	Output at 1 m	Hose Ø	Cons.	Max. fuse	Dimensions L x W x H	Weight
600GPH	12 V	477868	32 L/min	¾"	2.5 Amp.	5 Amp.	142 x 82 x 105 mm	0.66 kg
800GPH	12 V	477869	38 L/min	¾"	3 Amp.	5 Amp.	142 x 82 x 105 mm	0.66 kg



Heavy Duty submersible pump

Automatic cartridge bilge pump. Made from flexible plastic, resistant to micro-cracking. Straight and 90° elbow Dura-Port fittings included.

- Diameter : 70 mm
- Height : 112 mm

Model	Voltage	Ref.	Output at 1 m	Hose Ø	Cons.	Max. fuse	Weight
L550 - 800GPH	12 V	477867	44 L/min	¾"	3 Amp.	5 Amp.	0.27 kg
L750 - 1150GPH	12 V	474491	60 L/min	1 1/8"	3 Amp.	5 Amp.	0.32 kg

Submersible bilge pumps



L650



Ultima Combo L750
includes automatic switch



Heavy Duty L2200

Submersible bilge pumps

Pumps with stainless steel (SS2343) shaft and tough thermoplastic bodies provide for a long pump life. Submersible bilge pumps are not self-priming and must be installed in the deepest part of the bilge. Supplied with fittings.


Automatic switch : only model Combo 750 L is supplied with an automatic switch originally fitted (switch is an optional extra for other pump models).

Model	Volt	Ref.	Output at 1 m	Max. head	Outlet Ø	Cons.	Max. fuse	Dimensions Ø x H	Weight
L450	12 V	473117	33 L/min	-	¾"	2.5 Amp.	5 Amp.	70 x 112 mm	0.27 kg
L650	12 V	473116	50 L/min	-	¾"	3.2 Amp.	5 Amp.	70 x 112 mm	0.27 kg
Ultima Combo L750	12 V	475374	60 L/min	-	1 ⅛" - 1 ¼"	3 Amp.	5 Amp.	70 x 112 mm	0.45 kg
Heavy Duty L1600	12 V	473120	98 L/min	5 m	1 ⅛" - 1 ¼"	7 Amp.	10 Amp.	108 x 149 mm	1.3 kg
	24 V	473121	98 L/min	5 m	1 ⅛" - 1 ¼"	3.5 Amp.	6 Amp.	108 x 149 mm	1.3 kg
Heavy Duty L2200	12 V	473119	120 L/min	5 m	1 ⅛" - 1 ¼"	7.5 Amp.	12 Amp.	108 x 177 mm	2.7 kg
	24 V	473118	120 L/min	5 m	1 ⅛" - 1 ¼"	4.5 Amp.	6 Amp.	108 x 177 mm	2.7 kg

Options & Accessories



- **Automatic switch 473202**
Switch activates at 50 mm fluid level and deactivates at 20 mm. Rated to handle pumps up to 20 Amp. at 12 or 24 V. Mercury-free.

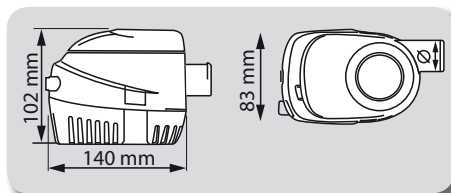


- **Bilge alarm 473203**
12 V alarm. Produces a clear visual and sound signal (90 dB). 3-way switch : test, on, off + sensor with same features as Switch ref. 473202. Weight : 1.3 kg.

Sahara automatic bilge pumps

Combine sturdiness, simplicity of use and high efficiency :

- Motor is automatically operated by a reliable mechanical float switch (non toxic ; contains no mercury).
 - Shaft seal and caulked wiring provide extra protection to the motor, preventing leak paths. The free flow of water around the motor housing keeps motor cool for extended life.
 - 316 stainless steel motor shaft for saltwater corrosion resistance. Steel reinforced motor shaft ensures perfect alignment of shaft and seal, thus preventing leaks.
 - Durable impeller is made of tough, high-impact, glass filled polyester.
 - Re-inforced filter for optimum protection of the impeller.
 - Test knob allows for easy and immediate operational check without disassembly.
 - Compact size and low-profile design allow installation in tight places.



Model	Voltage	Ref.	Open flow	Output at 1 m	Max. head	Hose Ø	Cons.	Max fuse	Weight
S 500	12 V	42908	2156 L/h	1475 L/h	2.4 m	¾" - 19 mm	1.2 Amp.	3 Amp.	0.380 kg
S 750	12 V	42909	2496 L/h	1815 L/h	3.7 m	¾" - 19 mm	2.5 Amp.	5 Amp.	0.500 kg
	24 V	477662	2496 L/h	1815 L/h	3.7 m	¾" - 19 mm	1.2 Amp.	2 Amp.	0.500 kg
S 1100	12 V	42910	4047 L/h	3100 L/h	2.7 m	1-½" - 29 mm	3.4 Amp.	6 Amp.	0.500 kg

Bilge pump installation kit 57267

Kit includes :

- 1 Tsunami T500 pump.
- One 2-way switch (on/off) with plate.
- 1.5 m of flexible hose, int. Ø 19 mm (¾").
- One thru-hull fitting for hose int. Ø 19 mm (¾").
- 5 m of 2-conductor cable, 16 AWG gauge.
- 1 fuse holder with 2-amp fuse.
- 2 plastic hose clamps.



Float switch

Micro-switch. Must be fitted on any surface inclined at an angle of up to 24°. 12/32 V. 12 Amp.



24193

- **Float switch : 24193**
Dimensions (L x l x H) : 108 x 98 x 35 mm.




424077

- **Float switch with cover : 424077**
Dimensions (L x l x H) : 133 x 98 x 73 mm.

12 V bilge pump switch 13293

3-way switch (Auto, Off, Manual) for use with automatic pumps or pumps with a float switch.
Dimensions : 70 x 45 mm.
Installation hole size : 22 x 38 mm.



12 V bilge pump alarm 13261

Detects any abnormal operation of the bilge pump and produces a clear visual (red light) and sound (buzzer) signal.



12 V bilge pump alarm switch 13262

- 3-way system :
- Manual.
 - Automatic : detects any abnormal operation of the pump, and produces a clear vision (red light) and sound (buzzer) signal.
 - Stop : detects a water entry, produces a visual and sound alarm and triggers the pump simultaneously.
 - Dimensions : 115 x 64 mm.



12 V water pressure system pump 10398

For bilge or shower drain. All metal parts are in marine grade stainless steel. Can run dry without damage. **Dot not immerse.** Not suitable for watermaker and air conditioner power supply. Flow : 18 L/min. Self-priming at 2 m. Inlet and outlet Ø : 19 mm. Consumption : 7 Amp. Dimensions : 155 x 100 x 150 mm. Strainer and silent blocks included.

Ignition protected ISO 8846



Universal bilge switch 62275

Features an electronic level sensor which has been engineered to operate in any bilge water mixture. Fully sealed electronics. No moving parts. Compatible with all 12 V pumps up to 20 A. Can be mounted on the floor or on a bulkhead without specific bracket.



ISO 8846 : Ignition protected motor

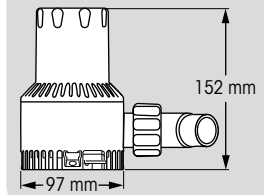
Heavy Duty submersible bilge pumps

Rugged ABS construction, designed for intensive use on board commercial/work boats.
Corrosion and chemical housing resists impacts and hull pounding. Parabolic chamber design moves water around housing : this helps cool the motor, decreases power consumption and prolongs motor life.
High-efficiency permanent magnet motor utilizes composite brushes and lubricated bearings.
Easy installation : the mounting bracket can be installed in a variety of positions and the pump mounts to the bracket with a click-lock feature. Easy maintenance : the powerhead, pump chamber and mounting bracket are detachable for easy cleaning. ABYC compliant, NMMA type.

External dimensions are the same for all 3 models. ISO 15083 standard requires the following minimum performance, at a 1 m height :
Boat ≤ 6 m : 600 L/hour.
Boat ≥ 6 m : 900 L/hour.
Boat ≥ 12 m : 1800 L/hour.

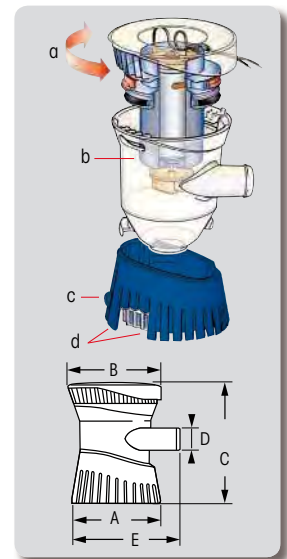
Model	Volt	Ref.	Open flow	Output at 1 m	Max. head	Hose Ø	Cons.	Max. fuse	Weight
HD 1700	12 V	29387	5700 L/h	4180 L/h	3.4 m	1 1/8"	5.1 Amp.	10 Amp.	1.5 kg
HD 2000	12 V	29388	6840 L/h	5700 L/h	4.8 m	1 1/8"	6 Amp.	12 Amp.	1.540 kg
HD 2000	24 V	31309	6840 L/h	5700 L/h	4.8 m	1 1/8"	2.9 Amp.	7 Amp.	1.540 kg

External dimensions are the same for all 3 models.



Tsunami electrical pumps

Performant and designed to last : Protected motor and wiring, to prevent water damage and corrosion. Free-flowing water around the pumps motor housing (B). It keeps motor cooled and extends the pump lifetime.
Easy maintenance : double-filter base (D) to resist clogging. Quick and easy maintenance and replacement, even in tight spaces : a handy base tab (C) enables to unlock filter from housing.
The motor cartridge locks and unlocks easily with one-hand access, twist-to-lock (A).
Simple installation : no mounting brackets necessary, fixing holes are located directly on the base of the pump. Supplied assembled, ready for installation.



- Permanent-magnet motor.
- 316 stainless steel axis.
- 90-cm finned electrical wire for corrosion resistance.

Model	Volt	Ref.	Open flow	Output at 1 m	Max head	Hose Ø	Cons.	A mm	B mm	C mm	D mm	E mm	Weight
T500	12 V	186481	2090 L/h	1368 L/h	2.4 m	3/4"	1.4 Amp.	70	73	92	19	79	240 g
T800	12 V	186482	2888 L/h	2280 L/h	3.3 m	3/4"	2.5 Amp.	80	82	111	19	89	427 g
T1200	12 V	186483	4180 L/h	3078 L/h	2.7 m	1 1/8"	3 Amp.	80	82	111	28	95	438 g
T1200	24 V	477664	4180 L/h	3078 L/h	2.7 m	1 1/8"	1.3 Amp.	80	82	111	28	95	438 g



See complete livewell pump kit including oxygenator and water recycling, Page 406.

Tsunami aerator pump

Dual motor fixing and quarter-turn holder plate. The motor-pump set is interchangeable with Tsunami pumps of equivalent power. Overall dimensions are identical for all models. Permanent-magnet motor, st. steel axis, corrosion-resistant 90 cm electrical wire.

Model	Volt	Ref.	Open flow	Output at 1 m	Max. head	Hose Ø	Cons.	Max. fuse	Pump Ø	Dimensions W x H
T500	12 V	472085	2090 L/h	1368 L/h	2.4 m	3/4" ID	1.4 Amp.	3 Amp.	73 mm	89 x 92 mm
T800	12 V	472086	2850 L/h	2109 L/h	2.4 m	3/4" ID	2.5 Amp.	4 Amp.	83 mm	89 x 112 mm



Submersible bilge pumps

Protected motor and wiring, to prevent water damage and corrosion.
Water cooled motor for extended lifetime.
Tough Nylon housing, anti airlock and ignition protected - ISO 8846.
ABYC, NMMA type and CE compliant.



Model	Volt	Ref.	Open flow	Output at 1 m	Cons.	Outlet Ø	Dimensions
Bilge 380	12 V	478538	1430 L/h	1157 L/h	1.7 A.	¾" - 19 mm	114 x 95 mm Footprint Ø 86 mm
Bilge 500	12 V	478539	1890 L/h	1464 L/h	1.8 A.	¾" - 19 mm	
Bilge 700	12 V	478540	2650 L/h	2043 L/h	3.2 A.	¾" - 19 mm	
Bilge 1000	12 V	478541	3050 L/h	2861 L/h	3.4 A.	1 1/8" - 29 mm	



Float switch

Automatic float switch, contains no mercury.
Corrosion resistant and explosion proof material.
Can be used with most pumps, water bilge systems and other alarm systems.

Volt	Ref.	Dimensions	Amp. max.
12/24 V	478570	112 x 92 x 32 mm	12 Amp.

Submersible bilge pumps

Impact resistant plastic, impervious to detergents and motor fuels.
The motor is totally enclosed in a rubber boot, providing increased efficiency and cooling.
Motor and propeller mounted on aluminium plate.
Can be converted into fully automatic pumps with the addition of a float switch.



A

Model	Volt	Ref.	Output at 1 m	Cons.	Fuse	Outlet Ø	Dimensions H x Ø	Weight
400	12 V	16226	1520 L/h	3 A.	5 A.	¾" - 19 mm	117 x Ø 81 mm	0.500 kg
600	12 V	16223	2280 L/h	4 A.	10 A.	¾" - 19 mm	135 x Ø 88 mm	0.620 kg
	24 V	16224	2280 L/h	2 A.	5 A.	¾" - 19 mm	135 x Ø 88 mm	0.620 kg
1400	12 V	16210	5320 L/h	7 A.	10 A.	1 1/8" - 29 mm	165 x Ø 121 mm	0.950 kg
	24 V	16211	5320 L/h	3 A.	5 A.	1 1/8" - 29 mm	165 x Ø 121 mm	0.950 kg
1500	12 V	409042	5700 L/h	8 A.	10 A.	1 1/8" - 29 mm	165 x Ø 121 mm	1.250 kg
	24 V	409048	5700 L/h	4 A.	5 A.	1 1/8" - 29 mm	165 x Ø 121 mm	1.250 kg
2000	12 V	409049	7600 L/h	10 A.	15 A.	1 1/8" - 29 mm	165 x Ø 121 mm	1.350 kg
	24 V	409050	7600 L/h	5 A.	10 A.	1 1/8" - 29 mm	165 x Ø 121 mm	1.350 kg
2500	12 V	409051	9500 L/h	15 A.	20 A.	1 1/4" - 32 mm	195 x Ø 132 mm	2.100 kg
	24 V	409052	9500 L/h	7,5 A.	10 A.	1 1/4" - 32 mm	195 x Ø 132 mm	2.100 kg
3000	12 V	409053	11400 L/h	18 A.	20 A.	1 1/4" - 32 mm	195 x Ø 132 mm	2.400 kg
	24 V	409054	11400 L/h	9 A.	15 A.	1 1/4" - 32 mm	195 x Ø 132 mm	2.400 kg



B

Ball float switch

Ball float switch in resistant plastic casing. Contains no mercury.



Volt	Ref.	Dimensions	Amp. max.
12 V	411975	116 x 72 x 55 mm	12 Amp.

Automatic bilge switches

Automatic bilge switch, mercury-free. ISO 8846.



A



B

Model	Voltage	Ref.	Amp. max.	Dimensions
A Cage-protected float switch	12 V	62296	15 Amp.	155 x 85 x 85 mm
B Standard float switch	12 V	10525	15 Amp.	110 x 70 x 50 mm

Drinkable water



Flexible water tanks for fresh water

The Plastimo high resistance flexible water tanks are a reliable, practical and low cost solution to the storage of fresh water on board. They are flexible, light and form-fitting, and can therefore be installed where it would not be possible to install a rigid water tank, due to the shape of the boat or difficult access.

The double envelope principle makes maintenance easy, as the inner chamber can be easily removed from the outer envelope for routine cleaning and examination.




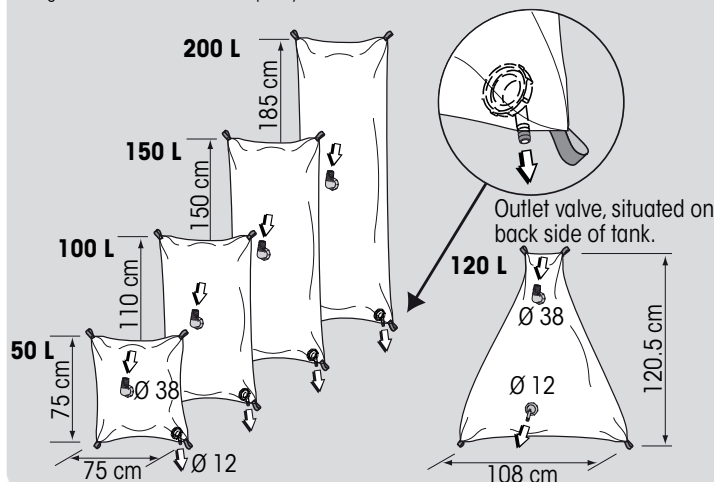
Tested and patented : a water chamber inside a tough envelope. The Plastimo water tanks consist of a welded non-porous tasteless PVC water chamber (inner bladder) inside a tough nylon envelope, for complete watertightness and resistance to tearing and abrasion.



Shape of tank	Capacity	Watertank, complete	Spare inner bladder
Square	50 L	18031	18032
	100 L	18033	16661
	150 L	16656	16663
Rectangular	200 L	16657	16664
	120 L	16658	16665
Triangular (Ideal for bow cabin)			

Water tanks are supplied complete, ready to install, with Ø 38 mm inlet fitting and Ø 12 mm outlet valves.

Ø 38 mm inlet valve is situated on upper side of tank ;
 Ø 12 mm outlet valve is situated on back side of tank.
 (except on triangular model : inlet and outlet are both on upper side of tank).
 Height of tanks, when filled to capacity : 25 cm.



Accessories



• Spare set of elbow connectors : **19265**
 Ø 38 mm inlet fitting and Ø 12 mm outlet valve

Fresh water tanks

Fresh water tanks in high-density polyethylene. Supplied with a polyamide multi-purpose plate.

Plate featuring :

- A 1 1/2" water inlet (delivered as standard with a vent cap).
- A pickup fitting for hose Ø 17/19 mm (3/8" threaded).
- An additional 1/4" threaded hole for a second pickup or a vent outlet.



Can be equipped with an electric sending unit (as option)

Dimensions in mm.



Fresh water tanks

Capacity	Ref.	Length	Width	Height	Option : electric sending unit (10-180 Ohm)	Option : electric sending unit (240-30 Ohm)
33 L	62041	500	350	230	61999	62004
42 L	62044	500	350	300	62047	62048
43 L	62042	650	350	230	61999	62004
53 L	62043	800	350	230		
55 L	62045	650	350	300	62047	62048
70 L	62046	800	350	300		



Large fresh water tanks

Capacity	Ref.	Length	Width	Height	Option : electric sending unit (10-180 Ohm)	Option : electric sending unit (240-30 Ohm)
70 L	62038	660	300	410 + 30*	62003	62008
100 L	62040	910	300	410 + 30*		

*Tank height + fittings.



Large fresh water tanks with partition

Capacity	Ref.	Length	Width	Height	Option : electric sending unit (10-180 Ohm)	Option : electric sending unit (240-30 Ohm)
70 L	62039	660	410	300 + 30*	62047	62048
100 L	409755	910	410	300 + 30*		

*Tank height + fittings.

Options & Accessories



- 12 V electric gauge
10-180 Ohm : **66471**
240-30 Ohm : **66472**



- Spare plate
52304



Fresh water tanks with 12 V pump

Made from high-density polyethylene.
Tanks delivered with a 12 V pump for sink or shower installation.

Feature a multi-purpose plate including :

- A 90° water inlet for hose Ø 38 mm.
- A fitting for pump hose (Ø 10 mm for 4L/mn pumps and Ø 12 mm for 12L/mn pumps).
- A fitting for vent hose.

Can be equipped with an electric sending unit (as option).

Self-priming pumps with pressure switch.
Dimensions 4L/mn model : 160 x 100 x 60 mm.
Dimensions 12L/mn model : 215 x 100 x 90 mm.

Pump model	Capacity	Ref.	Length	Width	Height	Option : Electric sending unit (10-180 Ohm)	Option : Electric sending unit (240-30 Ohm)
4L/mn	39 L	62051	550 mm	390 mm	200 + 70 mm*	62049	62050
	60 L	62052	850 mm	390 mm	200 + 70 mm*		
	77 L	62053	750 mm	390 mm	290 + 70 mm*		
	107 L	62054	1050 mm	390 mm	290 + 70 mm*		
12L/mn	60 L	62055	850 mm	390 mm	200 + 70 mm*	62049	62050
	77 L	62056	750 mm	390 mm	290 + 70 mm*		
	107 L	62057	1050 mm	390 mm	290 + 70 mm*		

*Tank height + fittings.



Example of use with a shower kit (available as option : 62017)

Options



- 12 V electric gauge
10-180 Ohm : **66471**
240-30 Ohm : **66472**



- Shower kit : **62017**



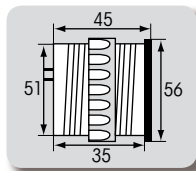
Jerrycan with spout

Manufactured from food quality polyethylene.

Capacity	Ref.	Length	Height	Width
10 L	27239	315 mm	310 mm	170 mm
20 L	27240	355 mm	375 mm	235 mm

Accessories & spare parts

12 V electric gauge



Impedance	Ref.
10-180 Ohm	66471
240-30 Ohm	66472



Electric sending units



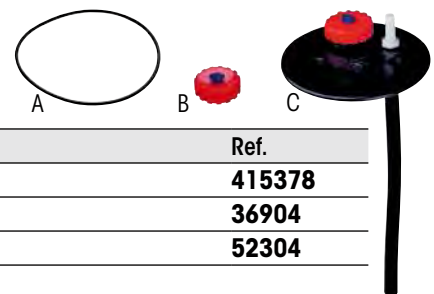
Impedance	10-180 Ohm	240-30 Ohm
185 mm	62049	62050
200 mm	61999	62004
250 mm	62000	62005
270 mm	62001	62006
280 mm	62047	62048
300 mm	62002	62007
390 mm	62003	62008



Hold-down kits

Description	Ref.
A Set including 2 straps with buckle and 4 polyamide hold-down clamps.	27871
B Set of 4 supports and strap	476094

Spare parts



Description	Ref.
A Plate gasket	415378
B Vent cap	36904
C Support plate	52304

Fittings

Description	Ref.	Thread Ø	Hose Ø
A Straight outlet fitting	50869	3/8"	10/12 mm
B Straight outlet fitting	50870	3/8"	17/19 mm
C Straight inlet fitting with locknut	50866	1 1/2"	38 mm
D Set including an inlet 90° elbow fitting and a straight connector	404405	1 1/2"	35/50/60 mm
E Inlet 90° elbow fitting, 360° swivelling	62013	1 1/2"	38 mm
F 90° elbow inlet fitting with locknut	50867	1 1/2"	38 mm
G 90° elbow outlet fitting	50868	3/8"	12 mm



Water heaters

SIGMAR marine

Compact water heater

Water heater with heat exchanger (to be connected to the propulsion engine). Power supply available from 220 V board circuit or from the engine cooling system.

- Plastic shell and integrated brackets for a quick and simple installation and a better shock resistance.
- 60 L model features a stainless steel belt around plastic shell
- Stainless steel AISI 316 inside tank and heat exchanger.
- Insulation : 50 mm thick injected polyurethane foam for a better thermal insulation and reduction of heat dissipation.
- Universal mount : horizontal or vertical.
- 6-bar safety and non-return valve.
- Stainless steel AISI 316 (1" 1/4 fitting) heating element, 800 W (1200 W for ref. 473025).
- 40-80° C regulating thermostat.
- Connectors : male 1/2" BSP.

22 L, ref. 473014

60 L, ref. 473023

Capacity	Ref.	Power	L x W x H mm	Weight
20 L	473013	220 V	430 x 366 x 358	7 kg
22 L	473014	220 V	558 x 287 x 297	8 kg
30 L	473015	220 V	540 x 366 x 358	9 kg
40 L	220439	220 V	660 x 366 x 358	11 kg
60 L*	473023	220 V	875 x 366 x 358	15 kg

* On 60 L model : stainless steel belt around plastic shell.

Accessory



Mixer tap kit : 475880

Spare parts

Description	Ref.
Safety valve, 6 bar	54181
220 V-800 W resistance	22697
220 V-80/100 L-1200 W resistance	423462
Water heater thermostat	29437

Marine water heater, vertical-mount

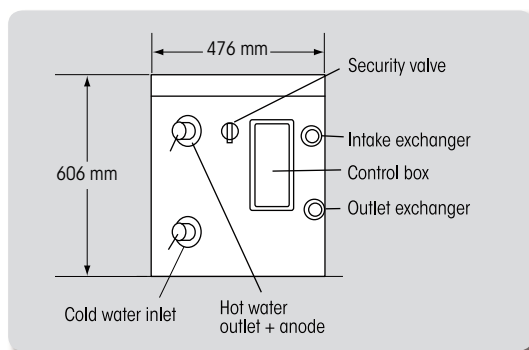
75 Litres : **415998**

Dual vertical water heater

(motor cooling water and 220 or 110V-1250 W).

Enamelled stainless steel body, glass lined stainless steel tank.

- Fibreglass insulation.
- Magnesium anode.
- Protected electric circuit allows installation in the bilge.
- Safety valve.
- 45-80° C thermostat.
- Brass temperature exchanger.
- Effective heating length : 1.20 m.
- Power 220 V.
- Supply 3/4" (non-return valve recommended). Outlet 3/4".



Spare parts

Description	Ref.
Anode for R12 E/R20 E	422074
220 V resistance – 4 hole fixing	414189
220 V resistance – Screw fixing	419568
Safety valve 3/4" ext Ø	417067
Water heater thermostat	416275

Sinks & washbasins

Stainless steel sinks



A



B



C



D

Round st. steel sinks

Come complete with plug, chain and waste.

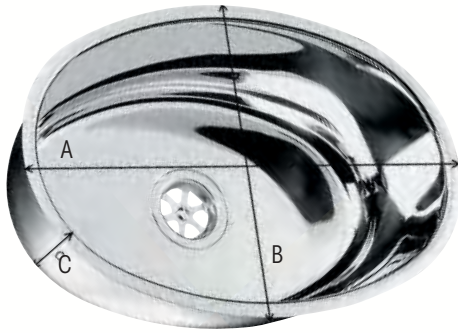
Ref.	Description	Material	Finish	Internal dimensions
A 18371	Bowl sink	St. steel 18/10	Mirror polish	Ø 269 mm x depth 120 mm
B 18373	Straight vertical edges	St. steel 18/10	Mirror polish	Ø 300 mm x depth 180 mm
C 18374	Straight vertical edges	St. steel 18/10	Mirror polish	Ø 360 mm x depth 150 mm
D 419234 410626	Bowl sink	St. steel 302	Smooth satin	Ø 260 mm x depth 130 mm Ø 300 mm x depth 145 mm



Rectangular st. steel sink

Comes complete with plug, chain and waste.

Ref.	Descrip.	Ext. dim.	Int. dim.	Depth	Waste Ø
418955	St. steel 302	320 x 350 mm	300 x 330 mm	150 mm	53 - off-centered



Stainless steel oval sink

Supplied with waste, plug and connector.

Ref.	Overall dimensions L x W x D	Internal dimensions L x W x D
27292	385 x 265 x 130 mm	360 x 240 x 130 mm

Double sink

Double sink made from 302 stainless steel.
Waste not supplied, without overflow.



Ref.	Description	Overall dim.	Bowl 1	Bowl 2	Depth	Waste Ø
A	426254 Large bowl on the left	608 x 368 mm	330 x 330 mm	235 x 330 mm	200 mm	53 mm - off-centered
B	428306 Large bowl on the right	608 x 368 mm	235 x 330 mm	330 x 330 mm	200 mm	53 mm - off-centered

Stainless steel custom sinks

Stainless steel sinks, which in themselves make a very attractive addition to any galley. They can be fitted together in different combinations, allowing you to plan your galley to suit your own particular needs. Complete with waste, plug and Ø 32 mm connector.



Ref.	Overall dimensions L x W x D	Internal dimensions L x W x D
A 10746	320 x 260 x 150 mm	300 x 236 x 150 mm
B 418953	320 x 170 x 150 mm	300 x 150 x 150 mm
C 10748	350 x 320 x 150 mm	330 x 300 x 150 mm
D 418957	350 x 249 x 150 mm	330 x 236 x 150 mm

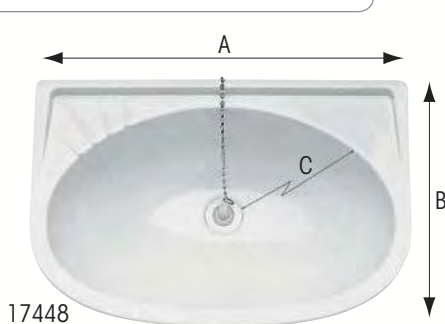


10748	10746
-------	-------

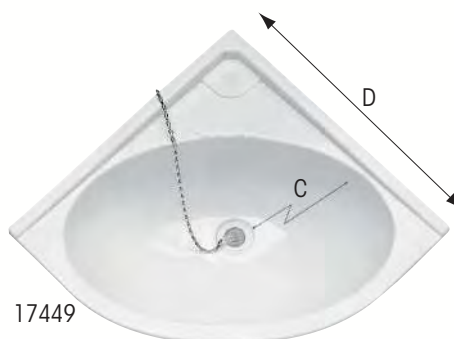
10748	418953
-------	--------

10746	418953
-------	--------

Plastic sinks



17448



17449

Polypropylene, shock and stain resistant.
Supplied without waste.

Ref.	Description	Waste outlet Ø	A	B	C	D
A 17448	Washbasin	25 mm	395 mm	275 mm	130 mm	-
B 17449	Angle washbasin	25 mm	470 mm	300 mm	130 mm	330 mm

Accessory



Waste : 17450

Ø 28 mm.

For sinks 17448 & 17449,
includes plug and chain.

Wastes for sinks



A



B



C



D



E

Ref.	Description	Outlet Ø
A 402470	Plastic elbow waste Ø 53 mm.	25 mm
402485	Ø 53 mm special shower waste. Without plug, grille plate.	25 mm
416183	Straight white plastic waste for plastic sinks. For plastic sink 416092.	25 mm
B 416180	White plastic waste for plastic sinks. 90° elbow.	25 mm
416098	Stopper with chain for models 416180 and 416183.	28 mm
C 423618	Straight waste Ø 55 mm. For round stainless steel sinks 419234, 410616, 419233, 418960.	Threaded outlet 38 mm
D 416661	Elbow plastic waste Ø 53 mm.	32 mm
E 416662	Straight plastic waste Ø 53 mm.	32 mm

Pipes and connectors

Ref.	Description
A 428912	1 1/2" x 40 mm straight outlet pipe.
410652	1 1/4" x 32 mm elbow outlet pipe.
B 410654	1 1/2" - 1 1/4" reducer.
C 426253	Nylon male/female straight connector. 1 1/4" x 20 mm.



A



B



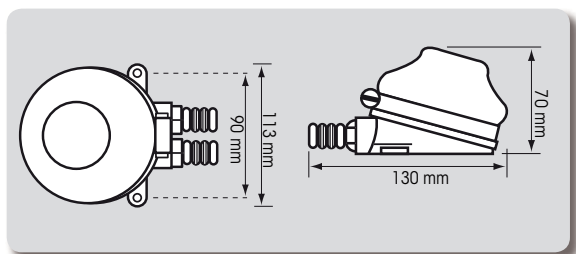
C

Waterpumps

Baby foot pump 26951

Foot pressure is applied to the top of the synthetic rubber diaphragm.

- Flow rate : 3.4 litres/min.
 - Hose diameter : 10 mm.
- For use with swivel faucets
412967, 412932 & 412933.



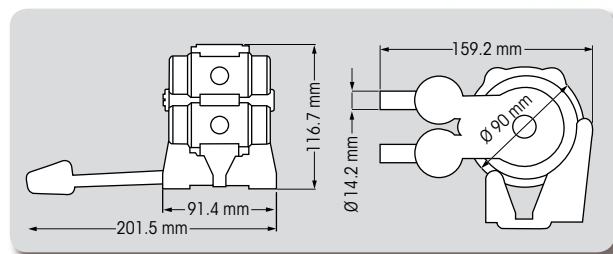
Double action foot pump 17494

Foot operated pump, self-priming and double acting. Can be installed inside a locker space with the pedal only projecting.

Pump body in Delrin, springs in stainless steel.

Positioning is easy with quick adjustable hose connection.

- Flow rate : 15 litres/min.
- Hose diameter : 1/2" (12.7 mm).



Electric waterpumps

Submersible plastic pumps.

	Voltage	Ref.	Rated flow	Max. head	Amp	Outlet Ø
A	12 V	401599	7.5 L/min	4.9 m	2 A.	11 mm
B	12 V	401618	11 L/min	4.5 m	2.5 A.	9 mm - 11 mm

Filters

Coconut shell carbon filter 471892

In-line water-washed coconut shell carbon filter. Long-lasting, eliminates odor and taste and reduces chlorine.
Inlet / Outlet : Ø 1/2" (13 mm).
Length : 279 mm - Ø 64 mm.
Max. pressure : 8 bar.
Duration : filters up to 27.000 L.



Aqua Clean water decontaminator

- **2211101** : 100 ml bottle, treats 1 000 litres of water
 - **2211004** : Powder format, treats 10 000 litres of water
- Chlorine-free, no taste, no smell.**

Suitable for drinking water and grey waters. Decontaminates drinking water in tanks : avoids the proliferation of germs for 6 months with no need to add chlorine.

Approx. 5 hours after adding Aqua Clean, water is decontaminated of all microbes and infectious germs.



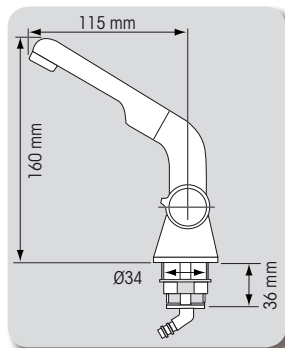
Taps and faucets

Faucets with spout

Swivel faucet

27304

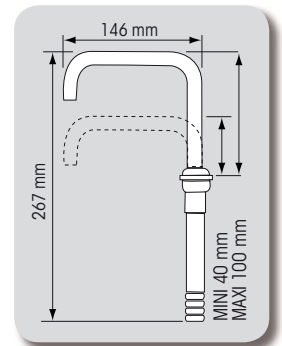
Colour light grey. 45° pivoting base, swivelling spout. Only one water inlet. 3/8" connection, hose Ø 10 mm. For use with footpump 26951. Pressure : 2.5- 3 bar.



Telescopic swivel faucet

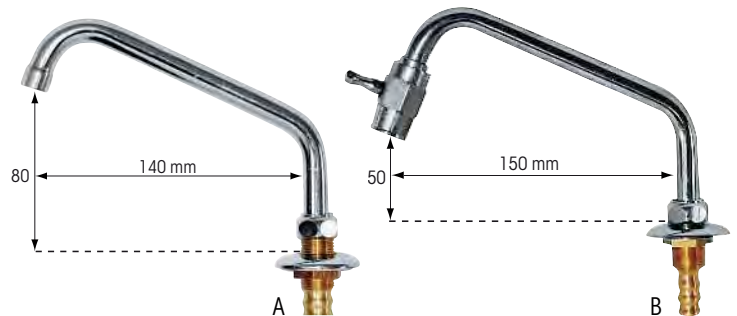
412967

Telescopic swivel faucet. Swivels through 360°. Includes a nylon adjustable shutter. Materials : anodized aluminium alloy and plastic. For hose Ø 10-15 mm. For use with foot pump 26951.



Chrome brass faucet

Ref.	Description
A 414932	Swivelling base. Ø 12 mm pipe. Height : 80 mm.
B 414933	Swivelling base. Ø 12 mm pipe. With ¼ turn nickel plated spout. Height : 50 mm.



Cold water taps

Spray tap

28768

Colour white. Swivelling spout. One knob : one water inlet (cold). Pressure : 2.5 - 3 bar. 3/8" connection.



Spray nozzle for even water flow.

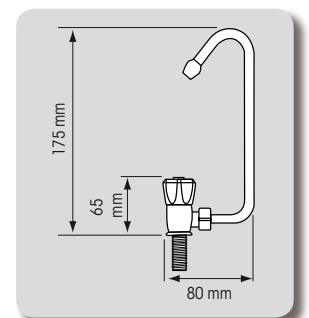


For a simple and efficient water supply on board, use tap 28768 in conjunction with a water pump (see Water Pumps pages).

Waterpump sold separately.

Folding tap

39462



Mixer taps



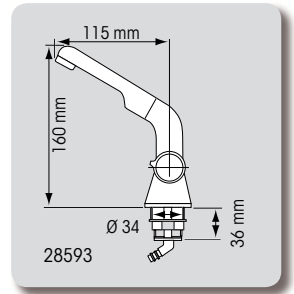
402610

White swivel mixer tap

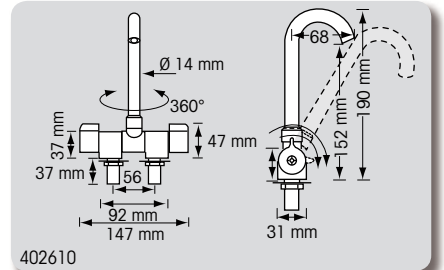


Spray nozzle for even water flow.

28593



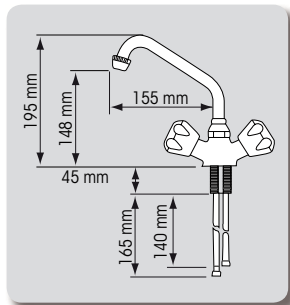
Ref.	Designation
28593	2-knob tap (hot/cold). Swivelling base and spout. Pressure : 2.5 - 3 bar.
402610	2-knob tap (hot/cold). Folding and directional spout. Ceramic mechanism. Body, spout and handle in white lacquered brass. Equally suitable for indoor or outdoor use.



Swivel mixer tap

39464

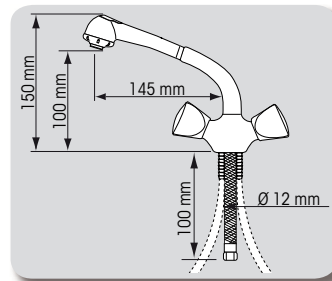
Spout swivels on 360°. Supplied with 2 x 30 cm metal plumbing hose and screw-type connectors.



Mixer tap with shower head

39465

Can be used as a shower or as a standard tap. Shower comes with 1.50 m. Swivelling shower base.

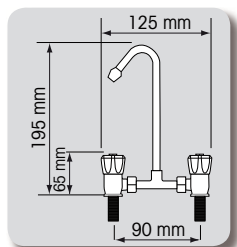


Supplied with 2 x 20 cm metal plumbing hose and screw-type connectors.

Fold-down mixer tap

39463

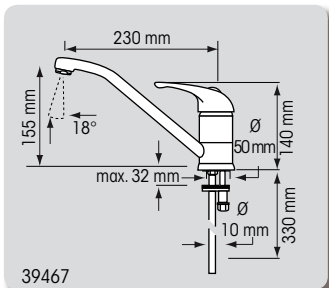
Brass plated.



Mixer taps

Mixer tap with long spout 39467

Spout swivels on 360°.
Supplied with 2 x 35 cm
metal plumbing hose and
screw-type connectors.

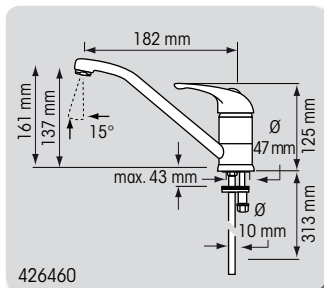


39467



Long mixer tap 426460

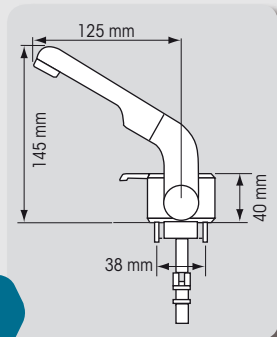
With 25 mm flexible hose.



426460

Swivel mixer tap 27299

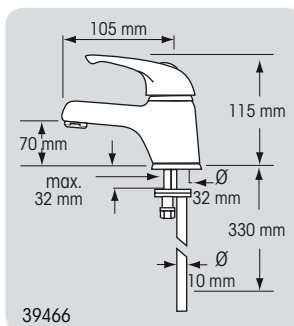
Colour white.
Swivelling base and spout.
2 water inlets.
Pressure : 2 - 2.5 bar. 3/8" connection.



Spray nozzle for even
water flow.

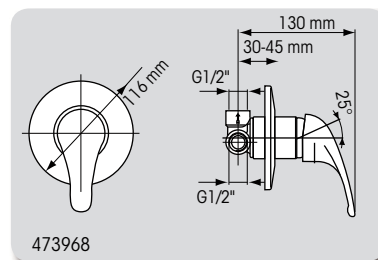
Compact mixer tap 39466

Supplied with 2 x 35 cm
metal plumbing hose and
screw-type connectors.



39466

Wall control mixer tap 473968



473968

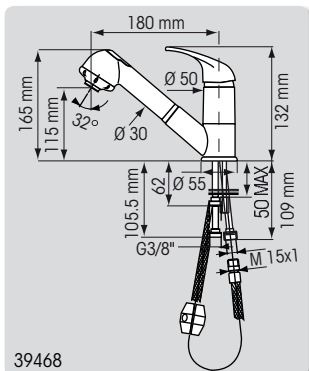


A

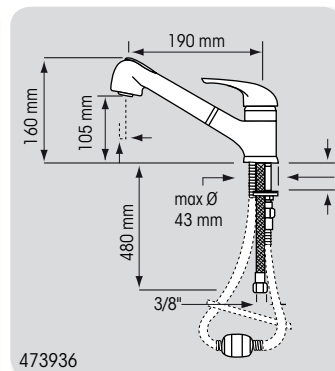
B

Mixer tap with shower head

Ref.	Description
A 39468	For use either as a shower or as a basic tap. Shower with 1.2 m flexible hose. Swivelling shower base. Comes with 2 metal 35 cm flexible hoses and screw-type connectors.
B 473936	Retractable shower with 1 m flexible hose.



39468



473936

Shower kits



Shower kit with wall rail

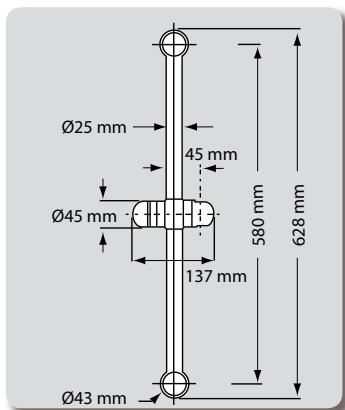
39469

Ready-to-mount kit includes :

- shower head with spray nozzle and 1.50 m hose.
- wall rail.
- soap dish.

To be used in conjunction with thermostat shower control ref. 39470.

Shower connector : 1/2".

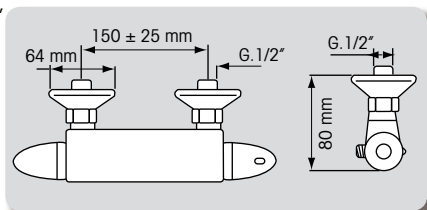


Thermostat shower control

39470

Supplied with screw-type connectors and accessories, suitable for mounting on any wall thickness. Max. temperature 80°C. Pressure 6 bar.

To be used in conjunction with shower kit ref. 39469. Connector for 1/2" hose. Hot/cold water inlet : 3/4".



Retractable towel rack

Dimensions
72 x 25 mm.

- Chrome-plated brass : **473942**
- Polished brass : **473943**



Shower kit

27302

Includes :

- shower head with spray nozzle.
- 1.50 m flexible hose.
- shower wall bracket.

Pressure : 2 bar.



Shower lever control

27300

Includes lever control and plumbing. 3/8" connection.

Suitable for use with shower 27302. Pressure : 3.5 - 4 bar.




Wall mount shower lever

27305

Includes wall mount lever, colour grey, and 3/8" connection.

Lever rotates through 110°, allowing fine temperature adjustment. Constant temperature whatever the flow. Designed for use with showers 27302. Pressure : 2-2.5 bar.



Solar shower

19 L : 13272

Light, easy to use and to carry around. Three hours of sun exposure are enough to heat the water.

Grey waters



Illustrated with pump

Viking 16 waste water tank > Johnson Pump® 474893*

The Viking 16 waste water tank is designed to be used as collection tank for waste water from showers, sinks, dishwashing machines, with 19 mm, 25 mm and 38 mm inlet ports, and 19 mm and 25 mm outlet ports. The tank includes an Ultima Switch for automatic operation and is easy to connect to any 12/24V pump up to 20 amp. The tank is prepared for Viking Power 16, with pre-drilled holes for the pump. Dimensions L x W x H : 340 x 280 x 185 mm

*Tank alone, supplied without pump.



Shower pump system

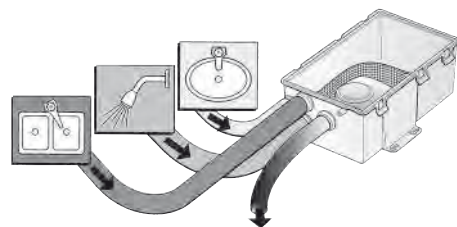
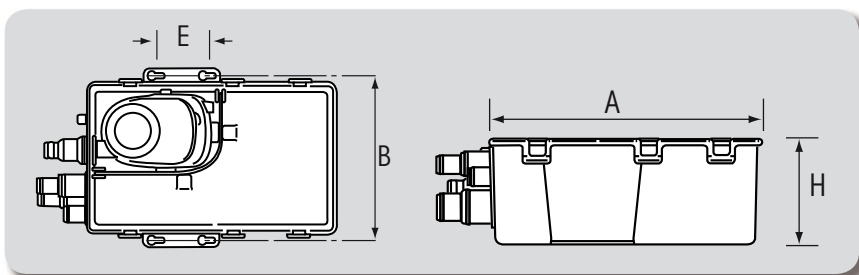
For use on boats with built-in shower or tub. Sump system featuring a housing with a Sahara pump. This compact and silent unit starts automatically when the water begins to drain. Made from tough, non corrosive materials. Sump box includes :

- a filter,
- a lid in clear plastic with gasket for easy removal and cleaning,
- an outlet for a 3/4" (19 mm) hose,
- an inlet for a 3/4" (19 mm) hose,
- an inlet for a 3/4" (19 mm) or 1" (25 mm) hose,
- an inlet for a 1 1/8" (28 mm) or 1 1/2" (38 mm) hose,
- two hold-down clamps for easy installation (screws supplied).



Model	Voltage	Ref.	Open flow*	Output at 1 m*	Output at 2 m*	Cons.*	Max. fuse	Length A	Width B	Height H	Hole spacing E
500 GPH	12 V	471895	1456 L/h	1097 L/h	492 L/h	1.4 Amp.	3 Amp.	267 mm	206 mm	114 mm	59 mm
750 GPH		13270	2156 L/h	1588 L/h	1097 L/h	2.5 Amp.	5 Amp.	330 mm	187 mm	113 mm	59 mm
750 GPH	24 V	35734	2156 L/h	1588 L/h	1097 L/h	2.5 Amp.	2 Amp.	330 mm	187 mm	113 mm	59 mm

*Values measured at 12 V nominal voltage.



Deck showers & hose



A



B

Taps

Model	Ref.	Features
A Cold water	50160	Chrome plated brass
B Mixer tap	45601	Chrome plated brass. Comes with 20 cm 3-hose connectors.



62098

62099

62100

Shower heads

1/2" threaded shower head with trigger.

Model	Material	Chrome	White
Short	ABS	62099	62098
Long	Chrome-plated metal	62100	-



Shower head with hose

3 m : **62096**

5 m : **62097**

For flushmount installation on the deck or as transom shower.

Accessory

• Threaded hose for shower spray head
1/2"-3/8". Length 3 m : **62101**

Shower heads with hose and holder



A

B

C

Model	Shower head colour	Ref.	Holder	Hose	Shower head only	Holder only	Hose only
With flange	A White	419767	Plastic with chromed flange	Plastic. 3/8". Length 2 m.	419278	-	402818
	B Black	416653	Plastic with chromed flange	Plastic. 3/8". Length 2 m.	419279	-	402818
With housing	C White Chrome	402813*	Plastic housing Ø 57 mm for flushmounting.	Plastic. 3/8". Length 2 m.	429008	429018	402818

*spare plug : 417834

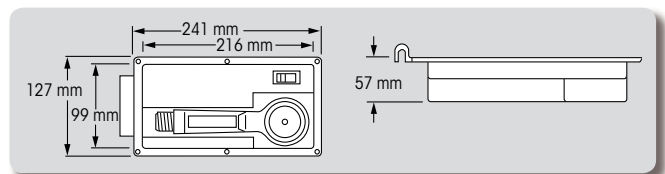
Aft-deck shower system

418724

Handy, compact aft-deck shower system, to rinse off salt or fresh water after swimming. Fits on transom.

Both showers are contained in a unit with a hinged cover for protection from the elements.

Unit is made from high-impact engineering-grade plastic. Contains a hand-held shower spray head, 2.15 m hose, and hot/cold water controls.



Deckshowers



J.M. Ltd ©

- **Comfort and safety**

Functional and safe hinged cover.

When closed : a "click" confirms that the cover is tightly closed, thus preventing the shower hose from uncoiling and potentially getting caught in the propeller.

Splashproof when closed. **When open** : "clicks" hold the hinged cover open.

The shape of the shower housing has been contoured specifically to avoid the showerspray being accidentally activated.



62019

MADE BY PLASTIMO

- **Stylish design**

Available with white or chrome cover, the housing fits snugly in any deck or transom of sail and power boats, to give a clean uncluttered look.

- **Simple installation**

Flush installation in transom or deck only requires a Ø 70 mm hole, easily done with a hole saw.

The housing requires minimal depth for installation and accepts most existing shower heads.

- **Durable materials**

UV-resistant ASA cover withstands temperature variation. Maintenance free.



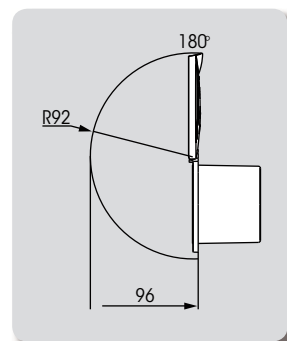
A



B



C



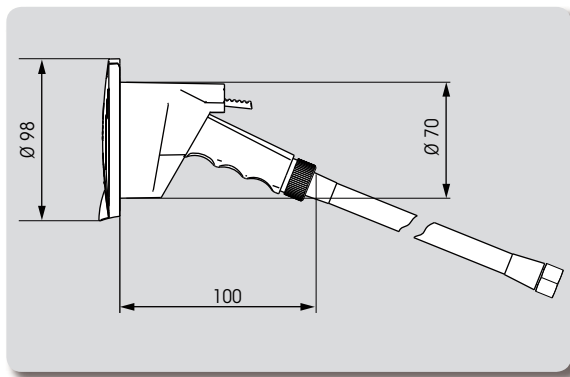
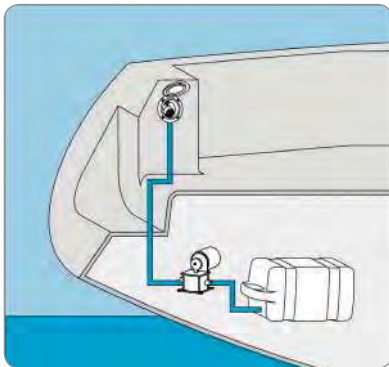
Single housing

Model	White housing	Chrome housing
For shower	A 62033	62034
For mixer tap and water tap	B 62035	C 62036



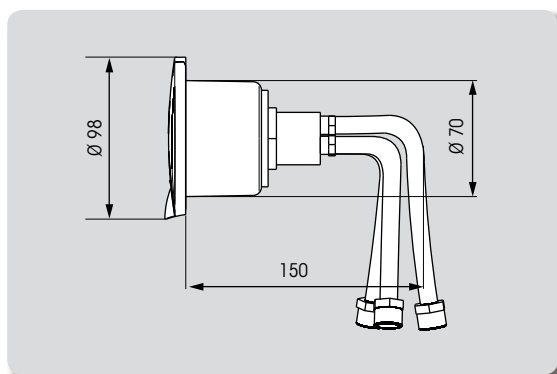
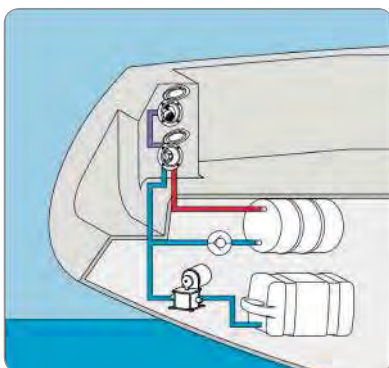
Deck showers

Model	Ref.	Colour	Description
Shower set	A 62017	White	White housing + white plastic shower spray head + 3 m hose
	62020	White	White housing + chrome-colour plastic shower spray head + 3 m hose
	62273	Blanc	White housing + chrome-plated metal shower spray head + 3 m hose
	B 62019	Chrome	Chrome housing + chrome-colour plastic shower spray head + 3 m hose



Mixer taps

Model	Ref.	Colour	Description
Mixer tap set	A 62023	Chrome	Chromed housing + chromed brass mixer tap + 20 cm 3-hose connectors
	62021	White	White housing + white plastic shower spray head + 3 m hose





A



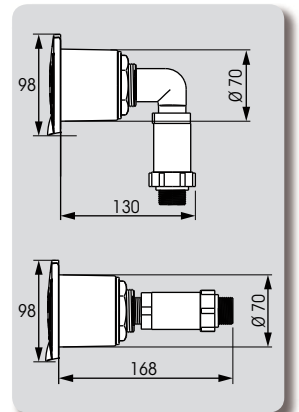
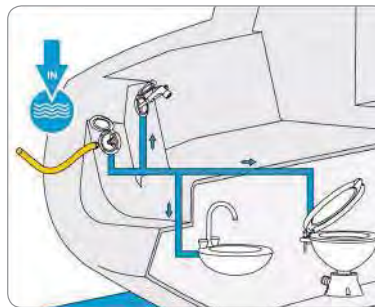

B

Fresh water inlet

Plastimo fresh water inlet is the perfect connection between the boat's water network and the shore water supply. It is then easy to cook or have a shower when at the dock, without using water from the tanks. (Not suitable for filling the water tanks).

The complete set includes :

- An ABS housing with splashproof cover.
- A pressure regulator which accepts up to 7.5 bar (90 PSI) shore supply and delivers a 2.5 bar (30 PSI) working pressure, compatible with most appliances and equipment on board.
- A non-return valve.
- A male quick-coupling fitting for garden hose connection.
- Male 3/4" threaded connector to the boat's water system.



Connector type	White housing	Chrome housing
Elbow	A 62025	62028
Straight	B 62024	-



A



B

Sea water outlet

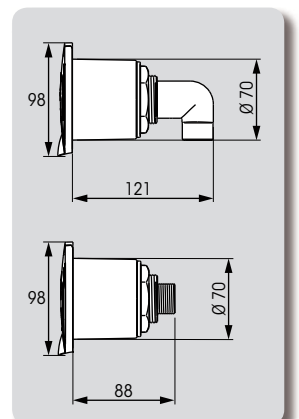
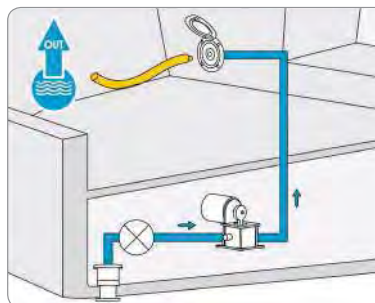
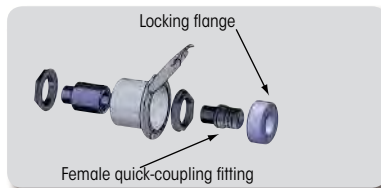
Used in conjunction with a pump and a thru-hull fitting, the Plastimo sea water outlet produces pressure sea water on the deck (to wash the deck or rinse the fish). **Also perfectly suitable with fresh water.**

The complete set includes :

- An ABS housing with splashproof ASA cover.
- A female quick-coupling fitting for garden hose connection. Features a non-return valve.

Chrome brass construction with stainless steel lugs, for optimum corrosion resistance.

- A locking flange.
- Male 3/4" threaded connector to the boat's water system.



Terminal	White housing	Chrome housing
Straight	A 62029	-
Elbow	B 62030	62032

WC & waste water

Sewage treatment

CE 94/25 European standard related to recreational boats.

Boats equipped with toilets must feature either tanks or installations allowing the setting of holding tanks.

In the case of built-in tanks, the boat must be equipped with a standardised draining connector.

Section 43 of 2006-1772 regulation of 30th December 2006 related to water and aquatic environment :

Subsection 341-13-1. In order to ensure the protection of public health and aquatic environment, recreational boats equipped with toilets and built after the 1st of January 2008, accessing to sea and river harbours as well as to mooring areas with adequate facilities should feature installations allowing either the storage or the treatment of sewage.

The discharge of sewage into the sea is prohibited, except in the following cases : (MARPOL regulation, section IV)

- the sewage has been comminuted and disinfected, the ship is located at a distance of more than 3 nautical miles of the nearest land and heads below 4 knots,
- the sewage has not been comminuted and disinfected, the ship is located at a distance of more than 12 nautical miles of the nearest land and heads below 4 knots,
- the ship uses an OMI approved sewage treatment system in operation.

Electric toilet

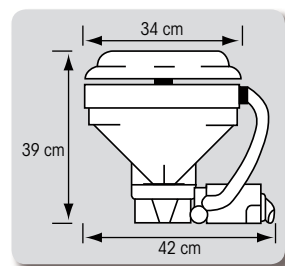


Matromarine electric toilet

12 V : **10744**

24 V : **10745**

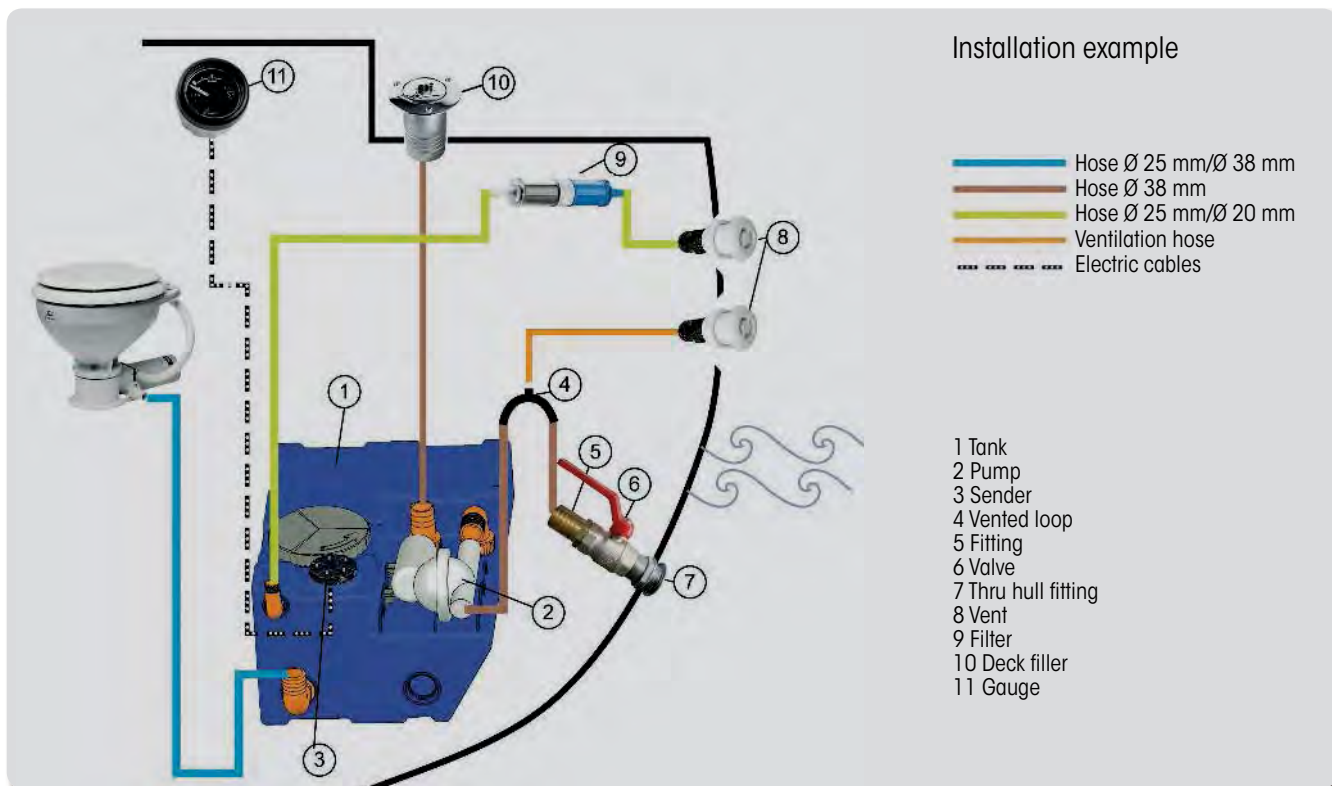
- Vitreous china bowl allows easy cleaning.
- White laquered wooden seat and cover.
- All metal parts made of marine grade stainless steel.
- Intake 3/4" - 19 mm ; discharge 1" - 25 mm.
- Horizontal macerator pump in re-inforced plastic.
- Max. discharge height : 1.5 m.
- Power consumption : 13 Amp in 12 Volt ; 7 Amp in 24 Volt.
- Meets the ISO 8846 ; EN55014 standards.



Conversion kit for Matromarine models :

12 V : **417647** To convert a manual toilet into electric toilet. Complete kit including pump, hose, control panel, bolts and washers.

24 V : **417648** To convert a manual toilet into electric toilet. Complete kit including pump, hose, control panel, bolts and washers.



Manual marine toilets

Specifically designed for use in small to medium craft, where space saving is as important as efficiency. Reliable in use, economic in cost and very simple to use and to maintain. Can be mounted above or below the waterline and can be used with a holding tank or a re-circulating system. This range of marine heads is suitable for all types of boats and all installation layouts.

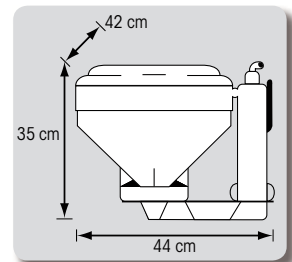
Manual toilet

- Compact.
- Double action pump for easy flushing and pump out.
- All metal parts made of marine grade stainless steel.
- Intake $\frac{3}{4}$ " - 19 mm ; discharge 1 $\frac{1}{2}$ " - 38 mm.
- Bowl fixed on the base by a bayonet catch. This make installation, maintenance and inspection easier.

Bowl	Ref.	Mounting	Seat
China	12371	Standard	ABS
	403060	Standard	White laquered wood
ABS	403045	Bayonet catch	ABS



403060



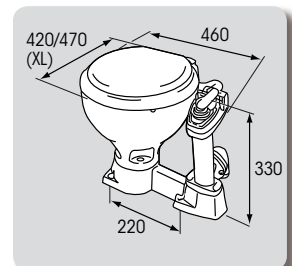
Sealock manual toilet

The in-and outlet of the Sealock toilet can be completely locked when not used : for extra security against incoming water. Toilet mechanism can be installed at the right or left side of the bowl, depending on the space available.

Bowl	Ref.	Description	Seat
	51730	Standard bowl	ABS
China	403089	Standard bowl	White laquered wood
	51731	XL bowl	White laquered wood

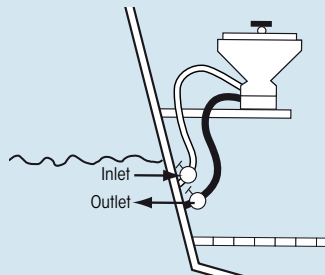


51730

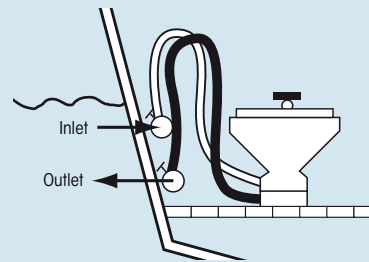


Installation

The installation must be carried out at a 1 m height maximum above or below the waterline. For installation below the waterline, the hose will need to be longer, in order to create a loop above the waterline and thus better resist the pressure.



For installation above the waterline, make a vented loop in the outlet hose only, so as to retain water in the bowl.



For installation below the waterline, use a vented loop about 225 mm above the waterline on both inlet and outlet.

Options & Accessories

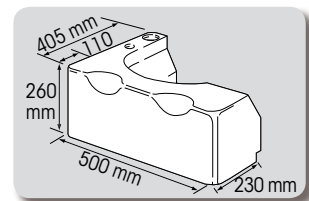
Electric conversion kit for manual toilet

Nitrile rubber.
Convenient for models 403060, 403045 and 416365.
To convert the model 403089, a base 12346 and a gasket 1 2355 are needed.

12 V conversion kit (201) : **12328**
24 V conversion kit (202) : **12329**

25-litre mini-kit :12331

Complete installation consists in a 25-litre holding tank, a diverter valve and connexions. Compact kit, ideal where space is at a premium ; requires minimum works on board.



Diverter valves

ABS and stainless steel. 90° elbow fittings.

Model	Ref.	Description
	12332	With elbow connectors \varnothing 1 $\frac{1}{2}$ "-38 mm. Fits directly on the WC pump.
2-way	12333	With elbow connectors \varnothing 1 $\frac{1}{2}$ "-38 mm. Fits on hose between the WC and the valve.
3-way	12334	Suitable for small-size installations, with a diverter valve mounted on the WC flush pump. The heads flush pump also monitors the tank emptying process.



12332



12333



12334



Porta Potti chemical toilets

The Porta Potti range of portable toilets combines comfort, practicality and durability.

Safe and simple use :

- Handy vent plunger button and integrated rotating spout, for splash-free hygienical emptying.
- Holding tank level indicator.
- Two sections with quick-assembling system.



All models feature a vent button and a unique integrated rotating emptying spout, making emptying as simple as can be.

* Floor installation kit, easy to install and remove. Included as standard with 423042 model. Available as optional extra for 61142 model.



Size	Model	Ref.	Dimensions (H x W x D) mm	Seat height mm	Flushing system	Level indicator	Flush water tank capacity	Holding tank capacity	Weight kg	Installation kit*
A	Small Porta Potti 335	423042	313 x 342 x 382	308	Piston pump	YES	10 L	10 L	3.3	Included
B	Medium Porta Potti 345	423043	330 x 383 x 427	324	Piston pump	YES	15 L	12 L	3.6	-
C	Medium Porta Potti 145	61141	330 x 383 x 427	324	Bellows pump	NO	15 L	12 L	3.8	-
D	Large Porta Potti 165	61142	414 x 383 x 427	408	Bellows pump	NO	15 L	21 L	3.9	<i>Optional, ref. 63759</i>

Toilet fluids for Porta Potti

Theftord toilet fluids have been specially developed for every day use and periodical maintenance. They leave a lovely fresh scent behind. Their thick concentrated formula allows easier measuring out and targeting, for money-saver cleaning and maintenance. Awarded with numerous environmental certifications.



AQUA RINSE 1.5 L bottle : **423048**

Keeps the flush water fresh, ensures that your toilet flushes effectively and leaves a protective layer in the toilet bowl. Septic tank safe (Test ISO 11734). Lavender aroma.



For flush water tank



AQUA KEM GREEN 1.5 L bottle : **423047**

Environmentally conscious green fluid. Septic tank safe (Test ISO 11734). Encourages biological action in the the waste holding tank. Reduces gas build-up and eliminates unpleasant odours. Freezes only below -20°C. Citrus aroma.



For waste tank



AQUA KEM BLUE 2 L bottle : **424271**

Liquefies waste for easier tank emptying. Reduces gas build-up and eliminates unpleasant odours. Pine aroma.



For waste tank

Waste water tanks

Horizontal holding tanks

Waste water tanks in high-density polyethylene. Supplied with a multi-purpose plate including :

- A 90° inlet fitting with straight connector for hose Ø 38-50-60 mm.
- A 90° outlet fitting with straight connector for hose Ø 38-50-60 mm.
- A connector for vent hose Ø 17-19 mm.
- An additional hose for a vent outlet.

Can be equipped with a sending unit (as option, see page 420).

Capacity	Ref.	Length	Width	Height
35 L	473804	550 mm	390 mm	200 + 70* mm
48 L	473806	750 mm		
61 L	473808	950 mm		
67 L	473809	1050 mm		
53 L	473798	550 mm	390 mm	290 + 70* mm
63 L	62067	650 mm		
83 L	473869	850 mm		
93 L	473801	950 mm		

*Tank height + fittings.



Spare part



• Support plate: **473870**



Vertical holding tanks

These tanks feature a through-cap for 3/4 full level indication.

Supplied with :

- 2 fittings for Ø 38 mm hose.
- 1 fitting for Ø 20 mm hose.




Option

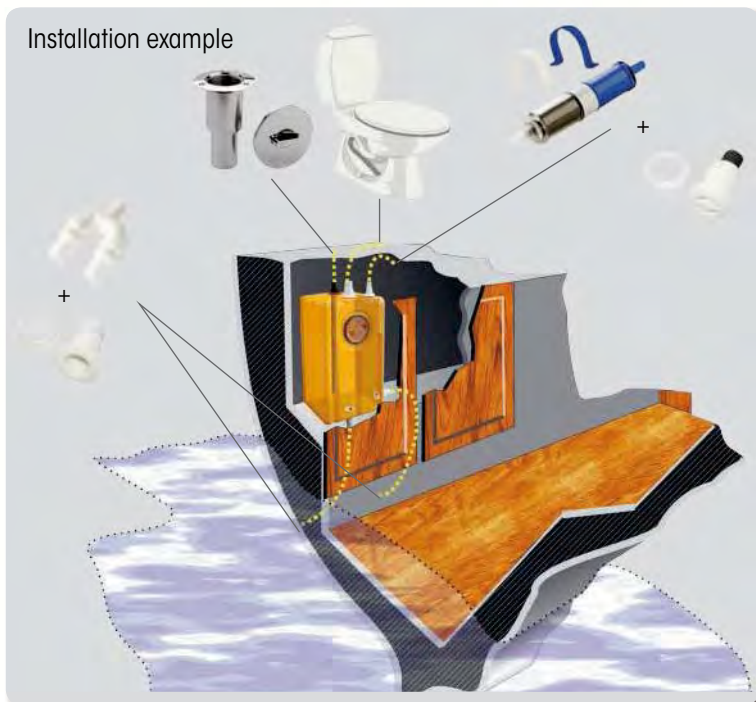
- Aspiration pipe: **62012**
Aspiration pipe for tank vacuum discharging (length : 1 m. Can be cut).

Capacity	Ref.	A	B	C
41 L	62087	390 mm	650 mm	200 mm
61 L	62064	390 mm	950 mm	200 mm

Aspiration pipe for discharging



Installation example





Meet ISO 8099 standards.

Holding tanks with 12 V pump

Tanks with a 12 V discharging pump. Made from high-density polyethylene. Feature a multi-purpose plate including :

- A 90° inlet fitting for hose Ø 38 mm.
- A fitting for pump hose Ø 38.
- A fitting for vent hose.

Can be equipped with a sending unit (as option, see page 420).

Self-priming pump.

- Capacity : 19 L/mn.
- Fittings for hose Ø 38 mm.
- Dimensions : 300 x 160 x 130 mm.

Features an additional housing designed to protect the pump against water projections when cleaning the black water compartment.

Capacity	Ref.	Length	Width	Height
41 L	478224	650 mm	390 mm	200 + 70* mm
61 L	62065	950 mm	390 mm	200 + 70* mm
83 L	62066	850 mm	390 mm	290 + 70* mm
103 L	478225	1050 mm	390 mm	290 + 70* mm

*Tank height + fittings.

Sanitation waste pumps

Macerator pump

Designed for sanitation waste and fish box evacuation.

- **Self-priming** up to 1.20 m.
- Seamless motor shell.
- Intermittent duty only.
- Can run dry (max. 15-20 sec).
- 316 stainless steel dual blade design.
- Polyurethane flexible impeller.
- Thermally protected.
- ISO 8846 and CE certified.



Spare parts

- Servicing kit : **473247**
- Impeller : **473249**



Model	Voltage	Ref.	Flow rate*	Amp.	Inlet Ø	Outlet Ø	Dimensions L x W x H
Shurflo macerator	12 V	471867	49 L/mn	17 A.	1 ½" - 38 mm	1" - 25.4 mm	273 x 121 x 97 mm
	24 V	471868	49 L/mn	9 A.	1 ½" - 38 mm	1" - 25.4 mm	


* Open flow, rated with clear water.

Viking Power 16 pump

Self-priming diaphragm pump designed to drain the bilge, shower or sanitation waste water.

- Self-priming up to 3 m.
- Easy to install on waste water tanks.
- Silent operation, easy and budget-friendly maintenance.
- High-resistance fibreglass reinforced Nylon body.
- Ball bearing transmission.
- Non-choke valves, no strainer necessary.
- Can run dry and can pump air/water mixture.
- Robust single diaphragm.
- Complies with ISO 15083 and small craft bilge pump standards for vessels up to 12 m.
- Supplied with 2 straight fittings : 1" and ¾".

Johnson Pump®



Model	Voltage	Ref.	Open flow	Max. head	Cons.	Dimensions L x W x H	Weight
VIKING Power 16	12 V	477864	16 L/min	3 m	2.3 A	186 x 181/235* x 118/204* mm	2.6 kg
	24 V	473992	16 L/min	4 m	1.2 A		2.6 kg

* According to motor/pump setup.

Accessories & spare parts



**Gauge
62071**

Universal 12/24 V gauge.
Ideally combined with level sensor
ref. 62070.



**Level sensor
62070**

Universal Easy Level sensor for holding tanks. It features 3 level wires for empty, half and full indications. Each wire can be cut to the desired height (max. tank height : 60 cm). The 1/2 wire can be cut to indicate 3/4 level. Standard configuration : 10-180 Ohm (output can be changed into 240-33 Ohm).



Hold-down kits

Description	Ref.
A Set including 2 straps with buckle and 4 polyamide hold-down clamps.	27871
B Set of 4 supports and strap	476094




**Spare plate
473870**
Support plate.

Fittings and connectors



Description	Ref.	Thread Ø	Hose Ø
A Y connector	62074	-	Ø 38 / 25-25 mm
	62075	-	Ø 25 / 25-25 mm
	62076	-	Ø 38 / 38-38 mm
B 120° fitting	62077	1 1/2"	Ø 25 mm
C 120° fitting	62078	1 1/2"	Ø 38 mm
D 90° fitting	62080	1 1/2"	Ø 25 mm
E 90° fitting	62079	1 1/2"	Ø 38 mm
F Straight fitting	62081	1"	Ø 25 mm
G Straight fitting	62082	1 1/2"	Ø 38 mm
H Straight fitting	62083	1 1/2"	Ø 25 mm
I 90° inlet elbow, swivelling through 360°	62013	1 1/2"	Ø 38 mm
J Set including two 90° inlet/outlet fittings for Ø 38 mm hose, one fitting for hose Ø 17/19 mm (threading 3/8") and a male blind stopper 1 1/4" threaded.	62072	-	-

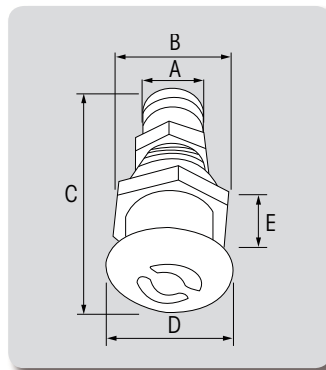




Place the vented loop as high as possible, to avoid fluid transfer or water intrusion.

Vented loops and filters

Ref.		
A 43031	Vented loop - Ø 19 mm - ¾"	
B 196794	Vented loop - Ø 25 mm - 1"	
C 43032	Vented loop - Ø 38 mm - 1½"	
D 51732	Odour-free filter for hose Ø 16-19 mm.	Made of active carbon. Integrated mounting eye straps. Must be changed at the end of each season.
E 62073	Odour-free filter for hose Ø 20-25 mm. 20 cm length.	



Vents

Ref.	Shape	For hose Ø	A	B	C	D	E
A 62084	Oval	25 mm	25 mm	29 mm	83 mm	41 x 60 mm	40 mm
B 62085	Round	25 mm	25 mm	29 mm	83 mm	41 mm	40 mm



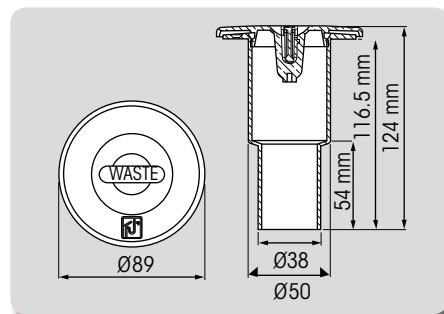
3-way diverter valve **196791**

For hose Ø 38 mm. Can be locked with a padlock (not included).



Meets ISO 8099 standards.

Chrome-plated brass deck plate Ø 38 mm for waste water discharging.



Anti-odour Butyl hose for waste water

High performance hose manufactured in Butyl rubber, the best gas-proof elastomer.

3-layer construction :

- Vanilla fragrance white rubber hose, reinforced with a double helical steel braid and a high resistance synthetic core.
- White Butyl rubber tube inside, anti-odour and anti-bacteria.
- Strong synthetic outer canvas.

Temperature range : -40° to +120°C.

Ref.	Int. Ø	Ext. Ø	Weight	Bend radius	Working pressure	Burst pressure	Vacuum pressure	Length
66892	38 mm	48 mm	850 g/m	80 mm	7 bar	21 bar	900 mbar	30.50 m



Hose

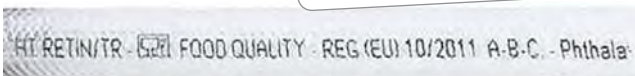


Food/drink applications

Multi-purpose hose

Flexible Retin/R hose in transparent PVC, food and drink certified.
Reinforced with a heavy duty synthetic braid.
Temperature range : -10° to +60°C.

REG. (EU) 10/2011 A-B-C
Phthalate-Free



Ref.	Int. Ø	Ext. Ø	Weight	Bend radius	Working pressure	Length
403946	8 mm	13 mm	110 g/m	65 mm	15 bar	25 m
403956	12 mm	17 mm	140 g/m	95 mm	12 bar	
403957	16 mm	22 mm	230 g/m	130 mm	10 bar	
403958	19 mm	26 mm	320 g/m	155 mm	8 bar	
403959	25 mm	33 mm	460 g/m	200 mm	8 bar	
403960	30 mm	38 mm	540 g/m	240 mm	5 bar	
57417	32 mm	42 mm	730 g/m	255 mm	5 bar	
57418	38 mm	49 mm	860 g/m	305 mm	5 bar	

Hose with steel inlay

Metalflex hose for liquid applications.
Food and drink certified transparent PVC, reinforced with a galvanised steel wire inlay.
Smooth-walled inside and outside.
Temperature range : -10° to +65°C

REG. (EU) 10/2011 A-B-C-D1
Phthalate-Free (< 0.1 %)



Ref.	Int. Ø	Ext. Ø	Weight	Bend radius	Working pressure	Burst pressure	Vacuum pressure	Length
66877	12 mm	18 mm	180 g/m	30 mm	9 bar	27 bar	9 mH ₂ O (900 mbar)	25 m
66878	16 mm	22.6 mm	250 g/m	35 mm	8 bar	24 bar		
66879	20 mm	27.2 mm	340 g/m	45 mm	7 bar	21 bar		
66880	25 mm	33 mm	510 g/m	55 mm	6 bar	18 bar		
66881	30 mm	38 mm	600 g/m	70 mm	5 bar	15 bar		
66882	32 mm	40.2 mm	650 g/m	75 mm	5 bar	15 bar		
66883	35 mm	43.4 mm	730 g/m	85 mm	4 bar	12 bar		
66884	38 mm	47 mm	800 g/m	90 mm	4 bar	12 bar		

Hot water hose

Hot water hose

White rubber tube, food and drink certified.
Reinforced with heavy duty synthetic canvas.
Blue EPDM covering, highly resistant to heat and abrasion.
Temperature range : -35° to +110°C.

DM 21.3.73 & 18.9.79
FDA



Ref.	Int. Ø	Ext. Ø	Weight	Bend radius	Working pressure	Burst pressure	Length
65885	13 mm	22 mm	310 g/m	-	15 bar	45 bar	20 m
65886	16 mm	25 mm	350 g/m	-			
65887	19 mm	29 mm	480 g/m	-			

Multi-purpose hose

Water hose Flexotress Marina

Anti-twist 6-layer construction.

- PVC tube, anti-algae treated.
- Double knitted reinforcement : high tensile polyester braiding, does not twist and resists crushing.
- UV-protected PVC outer covering.

Temperature range : -10° to +50°C.

Ref.	Int. Ø	Weight	Working pressure	Burst pressure	Length
65888	15 mm	175 g/m	12 bar	28 bar	25 m
65889	19 mm	260 g/m	12 bar	26 bar	

10 year
Warranty



DM 21.3.73 & 18.9.79
FDA

Tenue au feu :
autoextinguible V2
Sans phtalates (< 0,1 %)

Reinforced multi-purpose hose

Flexible crushproof PVC hose, reinforced with a PVC helical braid inlay. Lightweight and flexible, designed for air ducting and air conditioning. Also perfectly suitable for waste water applications. Temperature range : -15° to +50°C.



Ref.	Int. Ø	Ext. Ø	Weight	Bend radius	Vacuum pressure	Length
66893	19 mm	23.80 mm	110 g/m	19 mm	3 mH ₂ O (300 mbar)	25 m
66894	25 mm	30 mm	140 g/m	25 mm		
66895	30 mm	35.4 mm	200 g/m	30 mm		
66896	38 mm	44.2 mm	270 g/m	38 mm		

Waste water hose

Waste water hose

3-layer construction :

- White rubber hose reinforced with steel inlay.
- Black rubber tube inside ensuring good waterproofness.
- Strong synthetic outer canvas.

Temperature range : -30° to +80°C.

Ref.	Int. Ø	Ext. Ø	Weight	Bend radius	Working pressure	Burst pressure	Vacuum pressure	Length
66890	25 mm	35 mm	750 g/m	100 mm	7 bar	21 bar	900 mbar	30.50 m
66891	38 mm	48 mm	1 150 g/m	150 mm				



Anti-odour Butyl hose for waste water

High performance hose manufactured in Butyl rubber, the best gas-proof elastomer.

3-layer construction :

- Vanilla fragrance white rubber hose, reinforced with a double helical steel braid and a high resistance synthetic core.
- White Butyl rubber tube inside, anti-odour and anti-bacteria.
- Strong synthetic outer canvas.

Temperature range : -40° to +120°C.

Ref.	Int. Ø	Ext. Ø	Weight	Bend radius	Working pressure	Burst pressure	Vacuum pressure	Length
66892	38 mm	48 mm	850 g/m	80 mm	7 bar	21 bar	900 mbar	30.50 m

5 year
Warranty



ISO 8099 : 2000 FDA



Hose on a reel

415913

Plastic reel, 15 m round translucent hose.
Quick-connect plastic fittings.
Reel dimensions : Ø 34 cm x thickness 11 cm.



Blue Python stretch water hose

2500080

Perfect versatile all-rounder hose : combines top resistance with clever expanding design, up to 3 times its original length with the water on, depending on the pressure exerted.
Max. length : 22.50 m. Length when retracted : 7.50 m.

Rugged design features 3-layer construction :

- Outer covering in 5000 denier knitted braiding.
- Latex twin layer inside tube, withstands high pressure in marinas up to 10 bar (vs. 3 bar commonly found with this type of product).

Comes back to original length after use and retracts to 7.50 m. Blue Python becomes a lightweight accessory, compact and perfect for easy storage : it won't tangle, kink or twist. Comes complete with a male/male connector, a universal 1/2" and 3/4" tap connector and an 8-way adjustable spray nozzle.
Weight : 600 g.



Water hose accessories



Multi spray gun

428261

Soft touch ergonomic handle.
Variable flow control with patented trigger.
6-way adjustable spray nozzle.
2 locked positions to optimise flow and avoid waste (40 % and 100 % flow).



Quick-coupling hose terminal

427820 : for Ø hose 12.5 to 15 mm.

427821 : for Ø hose 19 mm.



Double male connector

426546

To connect two hose lengths.



Male adaptor

417527

For quick connection with multi spray gun.



Tap male connector for threaded taps

422268



ProBlaster™ II washdown kit

Includes :

- 12 V ProBlaster™ II Deluxe pump, 15 L/min open flow, self-priming.
- Gnition protected ISO 8846.
- Connectors, strainer and nozzle with adjustable flow.
- 7.60 m flexible coiled hose.

Model	Voltage	Ref.	Open flow rate	Max. pressure	Consumption	Dimensions L x W x H
Washdown Kit Deluxe II	12 V	63575	15.1 L/min	4.1 bar /60 psi	10 Amp.	254 x 125 x 122 mm



Flexible coiled hose

47505

7.6 m hose for ProBlaster pump.
3 bar pressure.
Suitable for fresh or sea water.



Spray nozzle

47867

Adjustable water flow.
3 bar pressure.
Suitable for fresh or sea water.

Clamps



AISI 304 st. steel

Micro clamps

Ideal for simple and traditional applications (gardening, domestic gas fittings...).

For hose Ø	5 mm band
7 - 11 mm	35870
11 - 19 mm	35871



AISI 304 st. steel

Mini clamps

Particularly suited for small hoses. Rolled edges prevent any risk of damage to the hose. Corrosion resistant.

For hose Ø	9 mm band
6 - 8 mm	35847
8 - 10 mm	35848
9 - 11 mm	35849
9 - 12 mm	35850
10 - 13 mm	35851
11 - 14 mm	35852



Flat clamps

Clamps with full band. The smooth band surface prevents the risk of damage to the hose.



AISI 316 st. steel

For hose Ø	St. steel, AISI 304	
	9 mm band	12 mm band
10 - 16 mm	35816	-
12 - 20 mm	35817	-
16 - 25 mm	35818	-
30 - 32 mm	35819	-
32 - 50 mm	35820	35821
40 - 60 mm	-	35822
50 - 70 mm	-	35823
60 - 80 mm	-	35824
90 - 110 mm	-	35827
110 - 130 mm	-	35828

For hose Ø	St. steel, AISI 316	
	9 mm band	12 mm band
8 - 14 mm	35831	-
11 - 17 mm	35832	-
13 - 20 mm	35833	-
15 - 24 mm	-	35834
19 - 28 mm	-	35835
26 - 38 mm	-	35836
38 - 50 mm	-	35837
44 - 56 mm	-	35838
50 - 65 mm	-	35839
58 - 75 mm	-	35840
68 - 85 mm	-	35841
77 - 95 mm	-	35842
130 - 165 mm	-	35845
150 - 180 mm	-	35846

Double ring hose clamp

Stainless steel. Fits perfectly on ribbed flexible hose.



Reference	For hose Ø
16279	22 - 25 mm
16280	24 - 28 mm / 1"
51168	30 - 34 mm
16281	34 - 38 mm
38077	35 - 40 mm / 1" 1/2
51169	48.5 - 55 mm / 2"



AISI 304 st. steel

3 m clamp kit

To make up the required length of clamp yourself. Suitable for toilet, exhaust and water inlet or outlet pipe.

Clamp size	Reference
9 mm wide	35867
12 mm wide	35868

Pipe-to-hose connectors



Brass connectors

Ref.	Description	Int Ø x ext. Ø	For hose
A 422303	Threaded male connector	20 x 27 mm	15
B 422306	Two-part connector	20 x 27 mm	15
C 422305	Straight connector, male/male	-	19
422304	male/male	-	15
D 472150	T connector	-	15



Nylon connectors for threaded taps

Ref.	Description	For hose
A 422268	Female thread	19
B 417527	Male thread	3/4"
C 426546	Male/Male connector	-

Brass elbow with bayonet



Supplied with gasket.

Ref.	Description	For hose	Thread Ø
403972	Male, with brass screw socket	16	-
403973	Male, with brass screw socket	19	-
428258	Brass male threaded connector	-	15 x 21 mm



Aqua Stop male connector **472834**

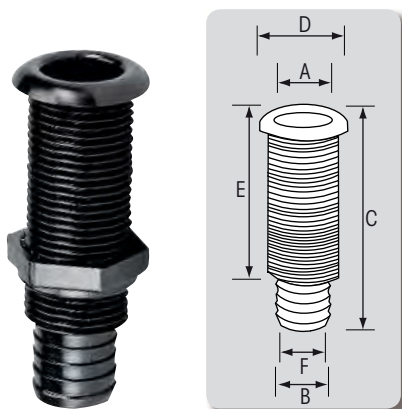
For hose Ø 12, 15 and 19.

Disconnect from the marina circuit in a click. Quick-fit connectors in nickel plated brass, compliant with most standards. No water ingress : circuits remain totally watertight. Non-return valve operates when hose is disconnected. Prevents water splash in particular when filling the tank.

Plastic plumbing

Thru-hull fittings, hose barb

Thru-hull fittings manufactured from polyamide 6, totally resistant to UV-rays and the marine environment. Can be used in conjunction with silicone based sealants.



Thru-hull fittings with standard flange

Colour	Ref.	Ø A	Ø B	C	Ø D	E	Ø F	Optional plug
White	62154	25 mm	30 mm	100 mm	42 mm	75 mm	1"	62171
Black	62155	25 mm	30 mm	100 mm	42 mm	75 mm	1"	62171



Thru-hull fittings with flush flange

Polyamide.

Colour	Ref.	Ø A	Ø B	C	Ø D	E
White	62228	15 mm	½"	94 mm	35 mm	45 mm
White	62229	20 mm	¾"	94 mm	40 mm	45 mm
White	62230	25 mm	1"	94 mm	52 mm	45 mm
White	62231	35 mm	1" ¼	94 mm	65 mm	45 mm
White	62232	38 mm	1" ½	94 mm	70 mm	45 mm

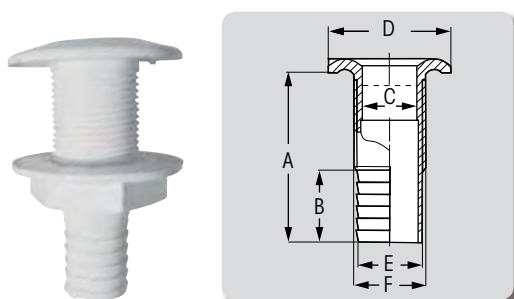


Accessory

Expanding plug

- black, Ø 22 mm : **62170***
- black, Ø 25 mm : **62171***
- black, Ø 35 mm : **62172***

* EN ISO 11812:2001-7.4 compliant




White ABS thru-hull fitting

Model	Ref.	A	B	Ø C	Ø D	Ø E	Ø F
5/8"	400254	75 mm	30 mm	10 mm	42 mm	16 mm	23 mm
¾"	400255	81 mm	35 mm	11 mm	51 mm	19 mm	27 mm
1"	400256	94 mm	40 mm	18 mm	61 mm	25 mm	33 mm
1" ¼	400290	98 mm	35 mm	21 mm	67 mm	32 mm	42 mm

Hose barb thru-hulls, st. steel flange

- Glass reinforced (20 %) polyamide with overmoulded 316 L stainless steel flange.
- Nut incorporates washer.
- Flat part on thread makes tightening easier.



Flat part

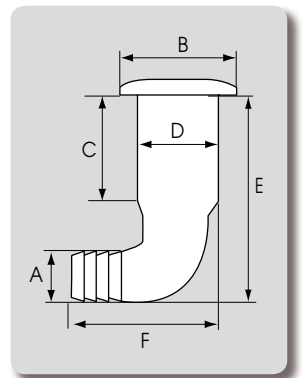


Overmoulded 316 L stainless steel flange, 1 mm thickness



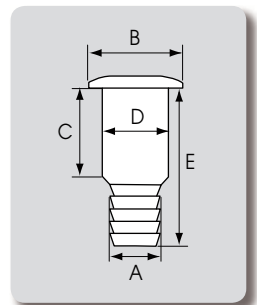
90° elbow thru-hull with st. steel flange

Ref.	A	B	C	D	E	F
65623	¾"	48 mm	51 mm	33 mm	85 mm	64 mm
65624	1"	48 mm	51 mm	33 mm	90 mm	64 mm
65625	1" ½	60 mm	51 mm	40 mm	106 mm	95 mm



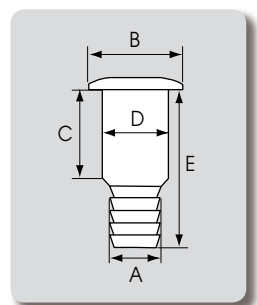
Straight thru-hull with st. steel flange

Ref.	A	B	C	D	E
65620	¾"	48 mm	44 mm	33 mm	80 mm
65621	1"	48 mm	44 mm	33 mm	80 mm
65622	1" ½	60 mm	44 mm	40 mm	94 mm



Scupper with st. steel flange
Ø 28.5 mm rubber flapper.

Ref.	A	B	C	D	E
65626	1" ½	60 mm	44 mm	40 mm	94 mm
65627	2"	83 mm	53 mm	56 mm	118 mm

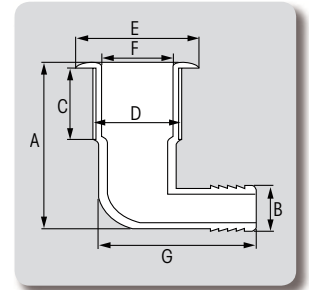




Elbow thru-hull fittings

Elbow thru-hulls are the answer to the most common plumbing issues :

- Allow major room saving, as they can be used with a hose running along the hull.
- Avoid making a bend in the hose, which can sometimes be a source of leak or breakage.
- Require a simplified installation process inside the hull, carried out by one person only. You can hold it firmly with one hand, while screwing with the other hand.



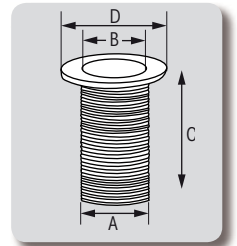
Ref.	Overall depth (A)	Hose Ø (B)	C	D	Ext. Ø (E)	F	G
62156	79 mm	20 mm	33 mm	¾"	47 mm	18 mm	63 mm
62157	84 mm	25 mm	33 mm	1"	54 mm	25 mm	70 mm
62158	110 mm	38 mm	40 mm	1 ½"	68 mm	35 mm	80 mm

Thru-hull fittings, threaded



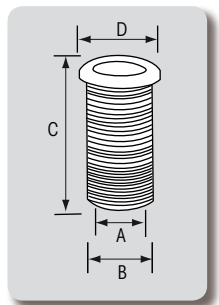
Thru-hull fitting, flush flange

Ø A	Ref.	Colour	Ø B	C	Ø D
½"	62166	White	13 mm	65 mm	35 mm
¾"	62167	White	17 mm	65 mm	40 mm
1"	62168	White	25 mm	65 mm	52 mm
1 ½"	62169	White	35 mm	85 mm	70 mm



Thru-hull fitting, standard flange

Ø A	Ref.	Colour	Ø B	C	Ø D	Compliant with	Optional plug
25 mm	A 62162	White	1"	62 mm	39 mm	EN ISO 11812:-2001-7.4	62171
	- 62163	Black	1"	62 mm	39 mm		62171
	B 62164	White	1"	155 mm	39 mm		62171
	- 62165	Black	1"	155 mm	39 mm		62171



Thru-hull fittings and scuppers



Thru-transom scupper with flapper 418158

White acetal construction.
Rubber flapper opens to drain water out and closes to prevent backwash.
For 1" 1/2 hose.
Length 159 mm, Ø 73 mm
Max hull thickness : 79 mm.



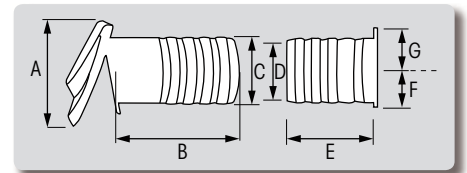
Spare



• **413342** : anti-backwash rubber flapper for scupper 418158.



Raked white scupper with anti-backwash lid 47088



Spare



• Spare lid **49672**

A	B	Ø C	Ø D	E	F	G
117 mm	150 mm	79 mm	70 mm	103 mm	45 mm	55 mm


Drain sockets, polyamide

Polyamid deck filler with O-ring.



Ref.	Description	Flange dimensions	Overall height	Height of socket	Cutout Ø	Depth below deck	Mini. int. Ø	Spare cap
A 16691	With captive plug	Ø 46 mm	63 mm	27 mm	28 mm	21 mm	19 mm	-
B 16690	Plain	Ø 48 mm	76 mm	66 mm	28 mm	62 mm	19 mm	16713
C 16797	Screw-type for double hull. Bulkhead thickness : 80 mm. 1/4 turn plug	Ø 43 mm	107 mm	96 mm	27 mm	91 mm	19 mm	12521

Strainers



Black plastic strainers

Ref.	Hose Ø	Output	Shape	Dimensions	Features
A 418835	Ø 25/38 mm	Horizontal	Round	Ø 98 mm	With non-return valve.
B 418836	Ø 25/38 mm	Vertical	Round	Ø 98 mm	With non-return valve.
C 13942	Ø 18/20/24 mm	Horizontal	Rectangular	Length 145 x Width 60 x Height 38 mm	-

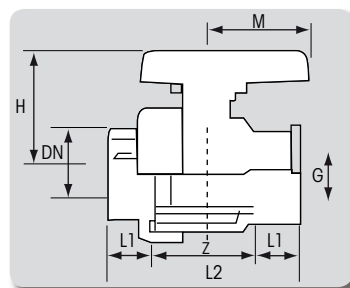
Valves



UNI ISO 228/1, DIN 2999, BS 21 threaded.

Blue plastic valve

Ref.	DN	H	M	G	L1	Z	L2	Weight
44669	15 mm	51 mm	36 mm	½"	16 mm	45 mm	77 mm	100 g
44670	20 mm	58 mm	39 mm	¾"	19 mm	50 mm	88 mm	160 g
44671	25 mm	65 mm	45 mm	1"	22 mm	54 mm	98 mm	230 g
44672	32 mm	76 mm	51 mm	1 ¼"	24 mm	64 mm	112 mm	335 g
44673	40 mm	88 mm	57 mm	1 ½"	24 mm	74 mm	122 mm	515 g

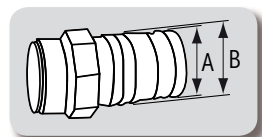


Connectors



Black ribbed connectors

Ref.	Ø	Ø A	Ø B
44537	⅜"	16 mm	18 mm
44538	½"	20 mm	22 mm
44539	¾"	25 mm	27 mm
44540	1"	30 mm	32 mm
44541	1 ¼"	40 mm	42 mm
44542	1 ½"	50 mm	52 mm



Hose connectors

Ref.	Model	Thread
A 13595	Y	½" - 13 mm
B 13597	T	½" - 13 mm



White ribbed connectors

Ref.	Thread	For hose
14192	¾"	22 - 25 mm
14195	1 ½"	42 - 48 mm

Brass plumbing

Brass thru-hull fittings

Brass
CW617
(CuZn40Pb2)



Chrome-plated brass, threaded

Thread Ø	Ref.	External Ø	Internal Ø	Thread length
3/8"	13554	34 mm	12 mm	53 mm
1/2"	13555	37 mm	15 mm	60 mm
3/4"	13556	47 mm	20 mm	65 mm
1"	13557	55 mm	25 mm	80 mm
1" 1/4	13558	64 mm	33 mm	80 mm
1" 1/2	13559	72 mm	39 mm	90 mm
2"	13560	85 mm	50 mm	100 mm



Flush head brass, threaded

Thread Ø	Ref.	External Ø	Internal Ø	Thread length
3/8"	13561	30 mm	12 mm	50 mm
1/2"	13563	35 mm	15 mm	61 mm
3/4"	13565	46 mm	20 mm	67 mm
1"	13567	52 mm	25 mm	72 mm
1" 1/4	13569	61 mm	33 mm	70 mm
1" 1/2	13571	68 mm	39 mm	71 mm
2"	13573	82 mm	50 mm	75 mm



Standard shape brass, threaded

Thread Ø	Ref.	External Ø	Internal Ø	Thread length
3/8"	404627	30 mm	12 mm	50 mm
1/2"	404628	36 mm	15 mm	61 mm
3/4"	404629	40 mm	20 mm	65 mm
1"	404630	50 mm	25 mm	70 mm
1" 1/4	404631	60 mm	34 mm	70 mm
1" 1/2	151106	66 mm	39 mm	70 mm
2"	419122	82 mm	50 mm	70 mm

Inch thread on all our selection
of brass plumbing parts

Conversion table	
Current inch table	Former metric table
1/4"	8-13
3/8"	12-17
1/2"	15-21
3/4"	20-27
1"	26-34
1" 1/4	33-42
1" 1/2	40-49
2"	50-60

Brass connectors



45° hose elbow, male/female

Thread Ø	Ref.	Length
3/8"	63951	51 mm
1/2"	408305	55 mm
3/4"	408306	63 mm
1"	408307	72 mm
1" ¼	408308	85 mm
1" ½	408309	91 mm
2"	408310	105 mm



90° elbow, male/female

Thread Ø	Ref.
1/4"	63986
3/8"	13574
1/2"	13575
3/4"	13576
1"	13577
1" ¼	13578
1" ½	13579
2"	13580



90° elbow, female/female

Thread Ø	Ref.
1/4"	63954
3/8"	13598
1/2"	13599
3/4"	13600
1"	13601
1" ¼	13602
1" ½	13603



T-connector, female

Thread Ø	Ref.	Length
1/4"	151152	42 mm
3/8"	13584	47 mm
1/2"	13585	49 mm
3/4"	13586	60 mm
1"	13587	70 mm
1" ¼	13588	85 mm
1" ½	13589	96 mm
2"	404514	115 mm



Male connection nipple

Thread Ø	Ref.	Length
1/4"	13639	29 mm
3/8"	13640	35 mm
1/2"	13641	40 mm
3/4"	13642	44 mm
1"	13643	48 mm
1" ¼	13644	50 mm
1" ½	13645	57 mm
2"	63955	61 mm



Female connection (sleeve)

Thread Ø	Ref.	Length
1/4"	13651	27 mm
3/8"	13652	30 mm
1/2"	13653	32 mm
3/4"	13654	35 mm
1"	13655	43 mm
1" ¼	13656	47 mm
1" ½	13657	52 mm
2"	13658	64 mm




Male/male connection nipple

Thread Ø	Ref.	Length
3/8" x 1/4"	63956	29.5 mm
1/2" x 3/8"	13646	33 mm
3/4" x 1/2"	13647	38 mm
1" x 1/2"	63957	41 mm
1" x 3/4"	13648	42.5 mm
1" ¼ x 1"	13649	49 mm
1" ½ x 1"	63958	49 mm
1" ½ x 1" ¼	13650	52 mm
2" x 1" ½	408265	57 mm



Male/female connection nipple

Thread Ø	Ref.	Length
1/4" x 1/8"	413228	16 mm
3/8" x 1/4"	413230	17.5 mm
1/2" x 1/4"	413229	21 mm
1/2" x 3/8"	413232	21 mm
3/4" x 1/4"	413233	23 mm
3/4" x 3/8"	413234	23 mm
3/4" x 1/2"	413235	23 mm
1" x 1/2"	413236	26 mm
1" x 3/4"	413237	26 mm
1" ¼ x 1"	413238	30 mm
1" ½ x 3/4"	413239	31 mm
1" ½ x 1"	63959	31 mm
2" x 1" ¼	413240	36 mm
2" x 1" ½	413241	36 mm



Female locking nut

Thread Ø	Ref.	Height
1/4"	408285	15 mm
3/8"	408286	15 mm
1/2"	408287	17 mm
3/4"	408288	21 mm
1"	408289	23 mm
1" ¼	408290	26 mm
1" ½	408291	26 mm
2"	408292	31 mm



Male locking nut

Thread Ø	Ref.	Height
1/4"	13660	21 mm
3/8"	151195	22 mm
1/2"	13661	25 mm
3/4"	151196	30 mm
1"	151197	35 mm

Hose connectors

Dimensions in mm.



Female hose connector

Ribbed and threaded.

Thread Ø	Ref.	Hose Ø	Internal Ø
1/4"	151133	10	6.5
3/8"	13635	14	10.5
1/2"	13636	13	9.5
1/2"	13637	16	12.5
1/2"	471650	20	15
3/4"	151166	12	9.5
3/4"	471651	20	15
3/4"	471652	25	20
1"	471653	25	20
1"	471654	30	25
1" 1/4	63960	32	27
1" 1/4	471655	35	28
1" 1/4	471656	40	33
1" 1/2	151138	38	34
1" 1/2	471658	45	39
2"	151140	50	43



Straight hose male connector

Ribbed and threaded.

Thread Ø	Ref.	Hose Ø	Internal Ø
1/4"	151127	6	3.5
1/4"	151163	8	5
1/4"	13619	10	6.5
3/8"	412306	8	5
3/8"	13621	13	9.5
3/8"	404633	15	11.5
1/2"	473459	16	12
1/2"	13624	19	15
3/4"	151131	16	12
3/4"	427688	19	15
3/4"	404635	25	20
1"	13627	25	19.5
1"	404636	30	24
1"	13628	32	26
1" 1/4	13629	32	26
1" 1/4	404637	35	29
1" 1/2	63961	38	32
1" 1/2	404638	45	39
1" 1/2	13632	50	40
2"	13633	50	43
2"	13634	60	52



Hose strainer

Hose Ø	Ref.	Dimensions (L x W x H)
20	63962	82 x 64 x 25
25	63963	110 x 89 x 30

Brass strainers



Intake strainer

Thread Ø	Ref.	External dimensions	Internal Ø	Thread length
1/2"	51107	89 x 52	14	76
3/4"	51108	106 x 59	19	76
1" 1/4	51110	123 x 65	33	90
1" 1/2	51109	133 x 71	38.5	90



Brass strainers

	Model	Ref.	External Ø	Internal Ø
A	Round	13929	60	33
		13930	80	54
		13931	100	73
		13932	120	96
B	Oval	13934	220 x 150	189 x 112



Anti-return valve connector

Brass body with spring-loaded valve. (st. steel spring).

Thread Ø	Ref.	External Ø	Length
1/2"	42221	30	48
3/4"	429360	37	53
1"	429361	44	59

Brass valves

Nickel plated brass valve, 2-way, female/female

90° movement, full flow.
Nickel plated brass body. PTFE Teflon seats.
Aluminium handle, epoxy coated.



Thread Ø	Ref.	Internal Ø	Body length	Handle length	Max. pressure
1/4"	13521	8 mm	45 mm	80 mm	40 bar
3/8"	13522	10 mm	48 mm	80 mm	
1/2"	13523	14.5 mm	55 mm	80 mm	
3/4"	13524	19 mm	65 mm	105 mm	32 bar
1"	13525	24 mm	77 mm	105 mm	
1" ¼	13526	30.5 mm	87 mm	120 mm	25 bar
1" ½	13527	37 mm	101 mm	135 mm	
2"	13528	47 mm	117 mm	160 mm	

Nickel plated brass valve, 2-way, male/female

90° movement, full flow.
Nickel plated brass body. PTFE Teflon seats.
Aluminium handle, epoxy coated.

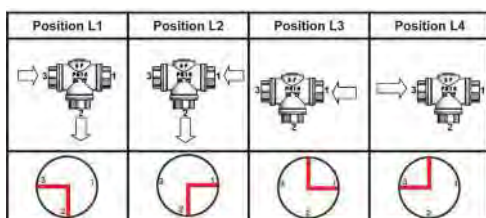


Thread Ø	Ref.	Internal Ø	Body length	Handle length	Max. pressure
1/4"	63964	8 mm	45 mm	80 mm	40 bar
3/8"	63965	10 mm	48 mm	80 mm	
1/2"	63966	14.5 mm	55 mm	80 mm	
3/4"	63967	19 mm	65 mm	105 mm	32 bar
1"	63968	24 mm	77 mm	105 mm	
1" ¼	63969	30.5 mm	87 mm	120 mm	25 bar
1" ½	63970	37 mm	101 mm	135 mm	
2"	63971	47 mm	117 mm	160 mm	



Nickel plated brass valve, 3-way, female/female/female

90° movement, full flow.
Nickel plated brass body. PTFE Teflon seats.
Aluminium handle, epoxy coated.



Thread Ø	Ref.	Internal Ø	Body length	Handle length	Max. pressure
1/4"	417292	10 mm	77 mm	125 mm	25 bar
1/2"	417298	14 mm	77 mm	125 mm	
3/4"	417300	18 mm	92 mm	145 mm	
1" ¼	417310	29 mm	118 mm	170 mm	25 bar
1" ½	417321	36 mm	138 mm	170 mm	



Chargers

Made in France



YPOWER battery chargers

Automatic and autonomous battery chargers : simple and quick mounting combined with top performance and reliability.

Full charge is guaranteed up to +60°C.
No fan* : means absolutely silent operation.

Accessoires for YPOWER

• **YPO-DISPLAY R touch-screen control panel : 65333**
Colour display on a high resolution front fascia (4.7 x 3.7 cm). Displays in real time data about the battery charging status and the charger's AC input power.



• **Temperature sensor : 64578**
Length 2.80 m.

• **Input connector AC WAGO WINSTA 64580**
Originally supplied with chargers, also available as spare parts.



• **Output connectors DC PHOENIX CONTACT 64581**
Compatible with ref. 64026, 64027, 64028, 64030, 64031.
64582
Compatible with ref. 64029 et 64032.



Model	Recommended battery bank	Ref.	Outputs	Total rated current \pm 7% Rated power	Dimensions L x H x D (mm)	Weight kg	Width between fixing holes (mm)
YPO/12-16 12 V / 16 A	100-200 Ah	64026	3 (including one for the engine battery) : + BAT E, +BAT 1 & + BAT 2 (integrated Mosfet splitter). Each bank can be used individually and deliver the rated current.	16 A / 228 W	236 x 180 x 96	2.1	219 x 155
YPO/12-25 12 V / 25 A	200-300 Ah	64027		25 A / 356 W	236 x 180 x 96	2.1	219 x 155
YPO/12-40 12 V / 40 A	300-500 Ah	64028		40 A / 570 W	289 x 195 x 106	3.5	272 x 170
YPO/12-60 12 V / 60 A	500-700 Ah	64029*		60 A / 855 W	289 x 195 x 106	3.5	272 x 170
YPO/24-12 24 V / 12 A	100-200 Ah	64030		12 A / 342 W	236 x 180 x 96	2.1	219 x 155
YPO/24-20 24 V / 20 A	200-300 Ah	64031		20 A / 570 W	289 x 195 x 106	3.5	272 x 170
YPO/24-30 24 V / 30 A	300-500 Ah	64032*		30 A / 855 W	289 x 195 x 106	3.5	272 x 170

* Models with fan.

Features common YPOWER & HPOWER

- Automatic universal input voltage : from 90 to 265 VAC.
- Input frequency : 47 to 65 Hz.
- Removable fuses.
- Tropicalization of the electronic card (waterproof varnish).
- Operating temperature up to 60°C without derating.



CPS3 / HPOWER battery chargers

Allow fast connection of charger power, batteries and direct access to the various settings available.



Options

• **Temperature sensor 2.8 m for HPO charger HPO : 67100**



• **HPO touch-screen monitor : 67099 (see Page 461)**

Voltage	Model	Ref.	No. of outputs	Rated current / Power	Dimensions L x H x D	Weight
12 V	CPS70 1 A	411219	2	6 A	160 x 215 x 80 mm	1.6 kg
	CPS140 1 A	411211	2	12 A	160 x 215 x 80 mm	1.7 kg
24 V	CPS3/24 150 - TRI	478586	1 + SP terminal	150 A-TRI	400 x 350 x 123 mm	14 kg
12 V	HPO12-90	67044	3 separated positive poles including one dedicated to the engine battery, +BAT E, +BAT 1 and +BAT 2 (integrated battery isolator). 1 negative pole-BAT. Every output can be used alone. It will then deliver all the current on a single output.	90 A / 1282 W	270 x 360 x 130 mm	6.8 kg
	HPO24-45	67045		45 A / 1282 W	270 x 360 x 130 mm	6.8 kg
	HPO24-60	67046		60 A / 1710 W	270 x 360 x 130 mm	6.8 kg
	HPO24-80	67047		80 A / 2280 W	270 x 360 x 130 mm	6.8 kg
	HPO24-100	67048		100 A / 2850 W	270 x 410 x 130 mm	9 kg



3 year
Warranty

Shore-power units YPower range

Combine in a single cabinet the 230 Vac circuit protection and a battery charger.

- Input voltage : from 90 to 265 VAC (automatic).
- Input frequency : from 47 to 65 Hz.
- Output voltage : 12 VDC \pm 1 %.
- Three automatic charge cycles : Boost, Absorption, Floating (IUoU).
- Additional Refresh and Reboost selectable by internal switch.
- Timed Boost by internal switch (on/off).
- Charge distributor incorporated into each battery output.
- 3 independant outputs - Specific output matched to the engine battery charging (+ BAT E).
- Selection of the curve of charge according to the battery type : AGM, Gel, Calcium Lead, Lead sealed, Lithium Ion Iron Phosphate, etc.
- Internal potentiometer allows output voltage to be adjusted.
- Protection against short-circuit and polarity reversal (removable fuses on input and output).
- One 16 A / 30 mA RCD / GFCI.
- 2 or 3 x 10 Amp DPN MCB depending on model.
- Natural cooling.

Reference	Model	Recommended battery bank	Charger current	Charger outputs	Number of 10A (Miniature Circuit Breaker)	Weight	Dimensions L x H x D
65325	12 V / 16 A	100-200 Ah	16 A	3	2	4.4 kg	389 x 214.5 x 137.2 mm
65328	12 V / 25 A	200-300 Ah	25 A	3	2	4.4 kg	389 x 214.5 x 137.2 mm
65331	12 V / 40 A	300-500 Ah	40 A	3	3	6 kg	439 x 214.5 x 134.2 mm



2 year
Warranty

Electronic battery isolators RCE

Electronic battery isolators with MOSFET technology (MOS transistors).

RCE isolators (Répartiteurs de Charge Electronique) provide an optimum battery charge, with no voltage drop and without raising the battery temperature, where traditional splitters would typically lose approx. 0.7 V.

RCE instruments isolate battery banks and direct automatically the current load to the lowest charged battery. They operate on 12 or 24 V from any source of energy : alternator, wind generator, solar panel, charger, etc.

Complete and quick charge of 2 or 3 battery banks :

- Integrated ignition alternator terminal (except ref. 477519).
- Connection : + battery on threaded rods, - battery on Faston terminal at minus common (reference).
- Operation status indicator (operational voltage).
- Operating temperature : -40°C/+85°C.
- Natural cooling.

Model	Ref.	Nominal current	Number of inputs	Number of outputs	IG terminal*	Dimensions L x H x D	Weight
A 100A 1E/2IG	477517	100 A	1 (Ø M6)	2 (Ø M6)	Yes	146 x 97 x 85 mm	0.8 kg
B 100A 1E/3IG	478774	100 A	1 (Ø M6)	3 (Ø M6)	Yes	158 x 146 x 85 mm	0.8 kg
- 100A 2E/3	477519	100 A	2 (Ø M6)	3 (Ø M6)	No	158 x 146 x 85 mm	0.8 kg
A 150A 1E/2IG	478775	150 A	1 (Ø M8)	2 (Ø M6)	Yes	146 x 97 x 85 mm	0.8 kg
B 150A 1E/3IG	477518	150 A	1 (Ø M8)	3 (Ø M6)	Yes	158 x 146 x 85 mm	0.8 kg
A 180A 1E/2IG	63849	180 A	1 (Ø M8)	2 (Ø M8)	Yes	146 x 97 x 85 mm	0.8 kg
B 180A 1E/3IG	63850	180 A	1 (Ø M8)	3 (Ø M8)	Yes	158 x 146 x 85 mm	0.8 kg
B 200A 1E/3IG	478776	200 A	1 (Ø M10)	3 (Ø M8)	Yes	158 x 146 x 85 mm	0.8 kg

*Alternator excitation

2 year
Warranty

Voltage Guard, battery guard

66476

Voltage Guard VLTG-70 protects your battery bank against deep discharge, overvoltage and overload.

Compatible with all types of 12 and 24 Vcc batteries : gel, AGM, Calcium, etc... Low voltage threshold can be selected from 4 external DIP switches. When your battery reaches the pre-set low voltage, the Voltage Guard will disconnect automatically the DC consumers. Features an integrated buzzer and LED to monitor its operating state.

- Rated current (constant) : 70 A.
- Max. current (10 sec. @ 20°C) : 140 A.

- Voltage : 12 and 24 Vcc.
- Input voltage range : 8-31 Vcc.
- Consumption : > 2 mA (LED off).
- Housing : plastic, with external fittings – IP51.
- Connection : on threaded rods.
- Dimensions (L x H x D) : 100 x 89.2 x 43 mm.
- Weight : 0.210 kg.
- Operating temperature : -10° to + 60°C.
- Storage temperature : -20° to + 85°C.
- 12 V low voltage adjustment : 9 - 12 Vcc.
- 12 V over-voltage threshold : 15.5 Vcc.
- 24 V low voltage adjustment : 18 - 24 Vcc.
- 24 V over-voltage adjustment : 31 Vcc.



Converters

Made in France



- **Input voltage :**
12 Vdc input at nominal rate : 10 to 18 Vdc
24 Vdc input at nominal rate : 18 to 36 Vdc
- **Cooling :** Natural
- **Presentation :** In closed housing ; fixing with screw terminals
- **Input protection :** Reverse polarity. EMI filter. Fuse
- **Output protection :** Against short-circuit, against overload by current limitation, against overvoltage
- **Dimensions :** 166 x 108 x 80 mm
- **Weight :** 1,230 kg

DC/DC Converters

They guarantee a steady quality output voltage and provide galvanic insulation.

Thanks to a large input voltage range, they offer the possibility to connect directly to the battery terminals. The converter performs then as a battery charger.

Possibility to install up to 4 converters in parallel to increase the power available.

Converter : stabiliser/regulator, used typically in 3 circumstances :
To reduce the voltage / To boost the voltage / To stabilise the voltage.

Adjustment range of voltage output with internal potentiometer :

- 12 V : 10.77 to 16.17 Vdc
- 24 V : 20.50 to 32.25 Vdc

Ref.	Input voltage	Output voltage	Output	Max. output current
60808	12 Vdc	24 Vdc	8 A	10 A
60812	12 Vdc	12 Vdc	16 A	18 A
60809	24 Vdc	12 Vdc	16 A	18 A
60832	24 Vdc	24 Vdc	8 A	10 A
60810	24 Vdc	48 Vdc	4 A	5 A



SOLO DC/AC pure sine inverters

The purpose of an inverter is to transform the battery direct voltage into alternating current.

Solo inverters deliver a sinusoidal wave identical to home mains power. This allows a wide scope of applications, including computers, lighting, Hi-Fi, domestic equipment.

They can handle high current peaks in the starting transient phase of some equipment such as microwaves, electric tools, compressor, coffee machine, etc...

- Significant overload capacity to manage starting surges.
- High efficiency and low consumption in stand-by mode.
- High reliability, minimum size and weight.
- Fuse integrated protection.
- Battery protection with Off feature if voltage is too low.
- Silent operation preserves your comfort on board.
- Operating temperature - 20 to + 50° C.

Model	Input voltage	Ref.	Rating power	Max power	Instantaneous power	Dimensions	Weight
SOLO inverter	12 VDC	473683	200 VA	275 VA (30 mn)	450 VA	163 x 142 x 84 mm	2.4 kg
		473687	2000 VA	2100 VA (30 mn)	5000 VA	399 x 273 x 117 mm	19 kg
	24 VDC	473688	300 VA	350 VA (30 mn)	650 VA	163 x 142 x 84 mm	2.6 kg
		473691	2000 VA	2400 VA (30 mn)	5200 VA	399 x 273 x 117 mm	18 kg
ON/OFF remote control*	-	473694	2000	-	-	-	-

*Can be used with SOLO 2000 VA.



YPower touch-screen monitor

- For YPower : **65333**
- For HPower : **67099**

New innovating remote display is offered as option for YPower and HPower battery chargers and shore-power units 12 V and 24 V.

It displays information about the charging process while the charger is running as well as battery supervision when AC network is off.

User friendly thanks to its 2.5" color touch-screen.

- Battery voltage (up to 3).
- AC network status : voltage and frequency.
- Total charger's output current.
- Charge status (Boost, Absorption, Floating).
- Battery pack temperature (if optional probe connected to the charger).
- Brightness night and day to be switched by pressing the center part of the screen.
- Battery channel and name : up to 3 - house, starter, bow, etc.
- Charger output : ON/OFF.*
- Alarm : battery low voltage, high voltage, etc.
- Output battery charger current : from 100% to 30%.
- Day mode : brightness.
- Night mode : ensures quiet operation by stopping charger's fan if any.
- Charger parameters : battery type, boost ON/OFF, etc.
- Languages : German, English, Spanish, Italian, French and Turkish.

* Except charger models 12, 16 and 25 A.

Display	
External dimensions	105 x 75 x 25 mm
Screen dimensions	51 x 39 mm
Cut-out	87 x 65 mm
Weight	< 500 g
Ingress protection of front side	IP65, not for outdoor use
DC supply range	DC 8-30 V via +BAT E terminal
Operating temperature	From -10°C to +50°C
Storage temperature	From -20°C to +70°C
Convection	Natural

System DC consumption via +BAT E terminal	
Display and interface at full brightness	72 mA @12 VCC
Display and interface in sleep mode	5 mA @12 VCC
Remote display in sleep mode	2.2 mA @12 VCC
Interface only (display not connected)	2.8 mA @12 VCC



Digital battery monitor

479027

Automatic monitoring of the generator and possibility to monitor the output of energy sources (wind vane, solar panels...): up to 3 battery banks* and 2 banks under power.

*with 2 optional shunt kits.

The system operates on the principle of navigation with buttons and display, with a back-lit graphic LCD screen.

Comes complete with a 250 A/100 mV shunt and a 10 m

RJ11 cable. Allows the overall monitoring of 1 bank/energy source and 2 banks under power.

User-settable parameters :

- Number of batteries to monitor : 1, 2 or 3.
- Capacity of each battery (Ah).
- High and low alarm settings for each battery.
- Acoustic and visual alarms.
- Choice of units to express battery capacity (Ah or %).
- Language (English or French).
- Backlight duration.

- Power supply : 8 to 60 V.
- Consumption : without backlight 30 mA/with backlight 65 mA.
- Battery capacity : 5 to 4000 Ah.
- Measurements :
Battery voltage : 0 to 60 V.
Current : - 500 A to 500 A.
- Display resolution : Battery voltage : 0.1 V.
Current : 0.1 A.

- Display : White positive graphic LCD screen 128 x 64 pixels, white LED backlight.
- Alarms : buzzer and flashing backlight.
- Dimensions : 120 x 120 mm x 35 mm deep.
- Cut-out dimensions : 95 H x 100 W x 36 mm deep.
- Temperature : operating 0 to +50°C / storage -10 to +70°C.

Additional kit

Shunt kit : 479050

One shunt kit comes as standard with the instrument.
An additional shunt kit (as optional extra) is necessary to monitor a second battery bank. Optional shunt kit includes a 250 A/100 mV shunt and a 10 m RJ11 cable. The system can monitor up to 3 battery banks and requires one shunt kit per battery bank.



Touch-screen 3.5" battery monitor

12 & 24 V

66477

Monitors a battery or the output of DC energy sources. Originally included : 1 shunt + 1 NO / NF contact, allowing external control if threshold is exceeded + 1 additional possibility of battery voltage measurement.

Options

- **Extra shunt : 66478**
System accepts up to 2 additional shunts. Battery monitor (screen + one 300 A shunt)



- **Temperature gauge with 2.8 m cable : 66479**



Batteries



A
Engine starting



B
Engine starting and service battery



C
Engine starting and service battery

AB Power batteries SMF lead-acid calcium (sealed, maintenance-free)

Ready for use and extremely reliable,
the AB Power batteries are leak-proof up to 45°.
Charge voltage : 14.4 V without boost / 15.1 V with boost.

2 year
Warranty

Ref.	Type	Voltage	Capacity	Cold Cranking Amps (-18°)	Marine Cranking Amps (0°)	Dimensions (L x W x H)	Weight	Charge indicator
A 475565	Engine starting	12 V	60 Ah	540 A	600 A	242 x 175 x 175 mm	13.5 kg	✓
183887		12 V	72 Ah	630 A	700 A	278 x 175 x 175 mm	15.5 kg	✓
B 62274	Engine starting and service battery	12 V	80 Ah	680 A	750 A	257 x 172 x 220 mm	18.6 kg	✓
183884		12 V	110 Ah	800 A	860 A	330 x 172 x 242 mm	24.9 kg	✓
183888		12 V	140 Ah	850 A	920 A	513 x 189 x 220 mm	35.6 kg	-
C 183889		12 V	180 Ah	1050 A	1130 A	512 x 222 x 229 mm	43.7 kg	-
183890		12 V	225 Ah	1150 A	1250 A	513 x 275 x 247 mm	57.2 kg	-

HOW TO SELECT YOUR BATTERY

The use should dictate your choice :

- **Board lighting, radio, various electronic equipment**

Add up the consumption of every equipment (multiply the power by the number of hours in use).

Example :

- Cabin lights : 3 lights, 10 Watt for 6 hours = 180 Wh.
- Electronic equipment : 100 Watt for 8 hours = 800 Wh.
- Navigation lights : 40 Watt for 8 hours = 320 Wh.

TOTAL CONSUMPTION = 1300 Wh

With a 12 Volt battery, the consumption is 1300/12 = 108 Ah.
As a battery must not be discharged beyond 20 %

of its nominal capacity, the capacity of the battery should not be lower than $108/0.8 = 135$ Ah (140 Ah battery).

- **Starting outboard and inboard engines**

The choice of the battery is subject to its cold start performance.

- **Combined use of domestic application and engine**

The energy required to start the engine is negligible compared to the power requirements of the other electrical equipment on board. When selecting the battery capacity, it is therefore necessary to consider the consumption of these appliances, and then to double check that the maximum start-up intensity is sufficient for the engine.



A

Applications : exceptional starter current intensity (Bow thrusters, windlasses, engine starting, etc.).



B

Service battery for powering onboard equipment. Withstands repeated heavy discharge.



C

High-capacity battery combining increased starting power and the ability to safely power onboard electrical equipment.

Tubular sealed AGM batteries

Optima batteries incorporate the SPIRALCELL technology : they provide much greater power than conventional batteries and deliver strong loads over short periods of time. There are **ideal for use with engine start or bow thruster applications**. Charge voltage : 13.6 V without boost / 14.4 V with boost.

Construction features lead sheets separated by fibreglass layers to retain electrolyte. Circular-plated watertight batteries, compact, vibration-resistant and leak-proof.

2 year
Warranty

Ref.	Type	Voltage	Capacity	Cold Cranking Amps (-18°)	Marine Cranking Amps (0°)	Dimensions (L x W x H)	Weight	Charge indicator
A 473383	Engine starting, bow thrusters, windlasses	12 V	50 Ah	815 A	900 A	254 x 175 x 200 mm	18 kg	-
B 474884	Service battery	12 V	55 Ah	765 A	860 A	244 x 175 x 200 mm	20.3 kg	-
C 474885	Engine starting and service battery	12 V	75 Ah	975 A	1100 A	325 x 165 x 238 mm	27.9 kg	-

- Can be recharged 3.5 times quicker than a traditional battery.
- Gas recombination : 100% maintenance-free.
- Withstands 15 times more vibration.
- Long storage life.

- Allows up to 7.5 times more discharge cycles than traditional batteries.
- 100% watertight.
- Can be installed on lying position.

HOW TO INSTALL YOUR BATTERY ON BOARD

- Make sure that contact is cut off.
- Disconnect the defective battery by starting first with the cable linked to the mass (negative terminal).
- Clean battery support and terminals if necessary, with a metallic brush.
- Install new battery.
- Secure the battery firmly.
- Reconnect, starting with the positive cable (usually the red one). Tighten the clips reasonably, and apply grease to the terminals.

HOW TO WINTER YOUR BATTERY AND PROLONG ITS LIFETIME

During the winter lay-off period, or during long periods of rest (over one month), disconnect your battery and then re-charge it to 100 %. Store it in a sheltered place, away from any source of heat, to avoid the plates sulphating irreversibly. A tension check and possibly a re-charge are necessary before putting the battery to use again.

Battery boxes



Battery boxes

Ref.	Description	External dimensions (L x W x H)	Internal dimensions (L x W x H)	Suitable for battery
A 13824	Acid resistant rigid polypropylene. Ventilated. Comes with strap.	356 x 244 x 270 mm	270 x 180 x 257 mm	475565 - 62274
B 17518	Acid resistant polypropylene. Comes with strap and inside partition.	470 x 225 x 255 mm	385 x 175 x 225 mm	62274
C 426442	Polypropylene construction for total acid resistance. Supplied complete with strap. Large handles for easy carrying. Instructions moulded inside cover.	425 x 245 x 280 mm	325 x 180 x 220 mm	-
D 403641	Polypropylene construction for total acid resistance. Supplied complete with strap. Large handles for easy carrying. Instructions moulded inside cover.	480 x 230 x 260 mm	390 x 180 x 200 mm	-
E 196508	Designed for small batteries. Complete with fastening strap and hasp.	340 x 230 x 250 mm	280 x 195 x 230 mm	183887

Options & Accessories



Battery box retaining straps

27871

Set including 2 straps with buckle and 4 polyamide hold-down clamps.



Fixing brackets

43897

Fixing brackets, black polyamide, with 1.30 m strap.

Batteries must be fastened in order to prevent any risk of shift, whatever the boat's angle of heel.



Swivelling pushpit-mount holder for solar panel

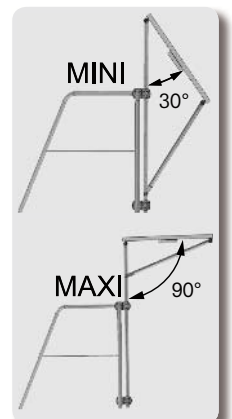
49169

Kit supplied with :

- 1 holder (316 st. steel).
- 2 pushpit-mount Plasticlips, suitable for rail Ø 18.5 to 25.5 mm.

The holder + solar panel assembly is easily mounted and removed, by simply tightening or loosening the 2 Plasticlips.

Max. weight 10 kg.



Battery accessories

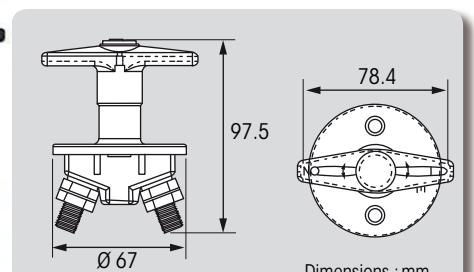
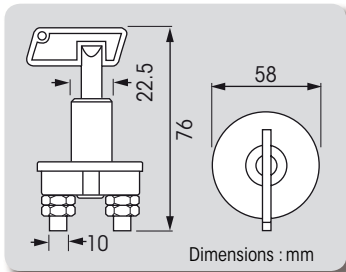
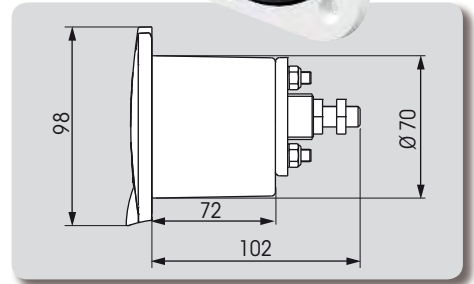
Never cut batteries when the engine is running, as this might deteriorate the alternator.



Battery switch with casing

100 A or 250 A battery switch in plastic waterproof casing.
White or cream colour casing in UV resistant plastic.
Watertight gasket included.

Model	Capacity	Ref.
Round casing, white	100 A – 12 V (500 A for 10 sec. max.)	62121
Square casing, white	100 A – 12 V (500 A for 10 sec. max.)	196384
	250 A – 12 V (1000 A for 10 sec. max.)	196385
Square casing, cream	100 A – 12 V (500 A for 10 sec. max.)	196388



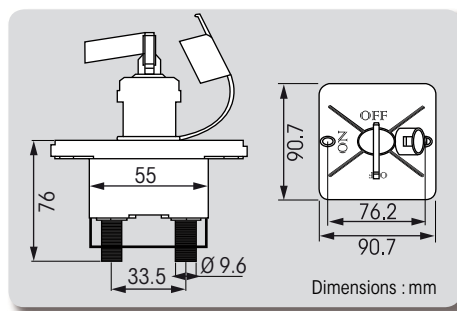
2-pole battery switch

Ref.	Description	Spare key	Ref.	Description	Spare key
A 23593	100 A – 12 V battery isolator switch (500 A for 10 sec. max., starting cycle)	13316	B 65354	300 A – 12 V battery isolator switch (1000 A for 10 sec. max., starting cycle)	Fixed key




4-pole battery switch

64254
240 A – 12 V / 120 A – 24 V (1500 A for 10 sec. max., starting cycle).
Spare key : 64255.



Battery terminals



Ref.	Description
A 471086	With plastic wing screw, insert nut + cadmium-plated 8 mm Ø stem.
A 471087	With plastic wing screw, insert nut - cadmium-plated 8 mm Ø stem.
B 13288	Pair of quick-fit terminals
471076	With clamping nut + cadmium-plated 8 mm Ø stem.
471077	With clamping nut - cadmium-plated 8 mm Ø stem.
C 471078	With clamping nut + cadmium-plated 10 mm Ø stem.
471079	With clamping nut - cadmium-plated 10 mm Ø stem.
D 13289	Pair of brass terminals

Switches



Tilt switch

414892

2-position switch.
Dimensions : 31 x 17 x 32 mm.
Amp : 15 A.



Pull switch

402754

2-position chromed switch -
3 contact plates
Ø 9 mm, overall length 95 mm.
12 V - 15 A.



Lever switches

Description	Ref.	Features	
A 2-position switch	418631*	Polished metal - 12 V - 15 A - Ø 12 mm	2
B Long lever, On/Off + protective cap rated IP67	409939	Black plastic and nickel-plated brass - Ø 12 mm - 15 A. Max 250 Vdc - 30 Vdc. Silver contact. Fits plate thickness 1 to 6 mm. Dim. 30 x 17 x 27 mm.	1
C 2-position switch	415215	Black plastic - Ø 11 mm - 10 A	10
D Protective end-cap	414968	Black plastic and brass. 6 A - Ø 11 mm.	10

* 64253 : waterproof cap for 418631 (x1).



Push-button contactors

Description	Ref.	Dia.	Amp	
A Relay or horn contactor	402765	Ø 16 mm	20 A	1
B Watertight push-button – plastic and black chromed brass	419585	Ø 22 mm	20 A	
Watertight push-button - plastic	412970	Ø 22 mm	20 A	
C Push/Push plastic contactor	414614	Ø 10 mm	2 A	
D Watertight push-button – plastic and red chromed brass	419586	Ø 22 mm	20 A	
E Watertight contactor – Black end-cap – Chromed brass	419583	Ø 14 mm	30 A	



Battery coupler

417678

Rated 250 A continuous,
300 A-12 V intermittent.
Allows changing batteries without
switching off the engine.
Dimensions : Ø 145 x 67 mm.
Knob Ø : 57 mm.



Battery master switch

17540

Suitable for one or two battery installations :
to isolate or cluster the lighting and engine
start circuits.
Capacity 150 A/12 V.
Polycarbonate case, footprint Ø 134 mm,
height 65.7 mm.
Easy surface mounting, supplied
with instructions.
Knob Ø : 52 mm.

Fuses



ATO plug-in fuse box (max. 30 A)

Blueseas 6 or 12-space fuse box. General + and - connection terminal. Thermoplastic and polycarbonate fuse box. Screw (max. 30 A per terminal) and multi-wire terminal connection. 6.35 ATO-type flat plug-in fuses (max. 30 A rating). Space for replacement fuses.

A. 6-fuse box : 471059
152 x 51 mm.

B. 12-fuse box : 471058
153 x 81 mm.



Cylindrical glass fuse holder

For fuse 6 x 32 mm. Fuses not included.

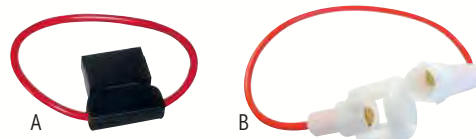
A. For fuse 10 A max : 414891

B. For fuse 15 A max : 471014

6.32 mm fuses



Amp	A - Cylindrical glass	B - ATO/ATC
5 A	403811	424802
8 A	403818	-
10 A	404543	424803
15 A	403836	424804
20 A	404545	424805
25 A	403812	424806
30 A	403821	424807



ATO plug-in fuse holder

A. Protection cap. 15 Amp max. : 409690

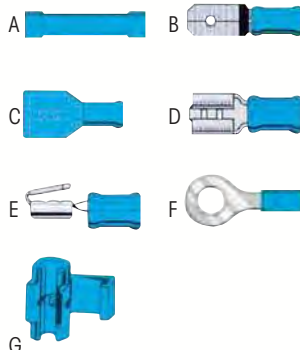
Fuse not included. Protection cap. 15 Amp max.

B. Plug-in fuse holder : 13312

Fuse not included.

Terminal lugs

Pre-insulated crimp-type connector, ampliversal



Model	Blue (1 to 2.6 mm ²)
A Butt splice	429338
B 6.3 mm bare male cable lug	429339
C 6.3 mm insulated female cable lug	429340
D 6.3 mm bare female cable lug	429330
E 6.3 mm male/female cable lug	402793
F Ø 4 mm ring lug connector	429332
F Ø 5 mm ring lug connector	429333
F Ø 6 mm ring lug connector	429334
F Ø 8 mm ring lug connector	429335
F Ø 10 mm ring lug connector	429356
G Wide 3-channel clip connector	402815

AMP non-insulated crimp-type connector



Terminal hole Ø	Cable section (mm ²)									
	7-10	10-16	16-26	26-42	42-60	60-76	76-95	95-120	120-150	150-200
5 mm	408215 50	-	-	-	-	-	-	-	-	-
6 mm	408216 50	408221 50	408218 10	-	-	-	-	-	-	-
8 mm	408214 50	408220 50	408224 50	408226 10	409978 10	-	-	-	-	-
10 mm	408223 50	408219 50	408225 10	408227 10	409979 10	-	-	-	-	-
12.7 mm	-	-	-	-	408228 50	409980 50	-	-	-	-

AMP non-insulated free coupler connector for crimping



Cable section (mm ²)	Ref.	100
10	409973	50
16	409974	10
25	409975	10
35	409976	10
50	409977	5

Solder terminal lug



Eye Ø	Cable section (mm ²)							
	16	25	35	50	70	95	120	150
6 mm	428472 100	427333 10	-	-	-	-	-	-
8 mm	428473 10	414492 10	414494 10	414497 25	-	-	-	-
10 mm	-	414493 100	414495 10	414498 10	-	-	-	-
12 mm	-	-	-	423811 10	-	-	-	-

Electrical panels



Plastic waterproof switch panel

Panels in UV stabilised grey plastic with neoprene coated rubber switch covers. Identification labels included.

Model	Ref.	Dimensions (L x H x D)	Voltage	Current	Fuses*
A 4-gang panel	175531	110 x 100 x 60 mm	250 V AC	15 A	2 x 15 A
B 6-gang panel	175532	110 x 125 x 60 mm	250 V AC	15 A	3 x 15 A

*ATO/ATC fuses.



Aluminium waterproof switch panel

Waterproof aluminium panel with LED switches. Identification labels included.

Model	Ref.	Dimensions (L x H x D)	Voltage	Current	Fuses*
A 3-gang panel	175672	135 x 95 x 70 mm	12 V	15 A	3 x 15 A
B 6-gang panel	175673	135 x 192 x 70 mm	12 V	15 A	6 x 15 A

*6x30 glass fuses



Bakelite switch panel

Black bakelite panel with toggle switches. Identification labels included.


Model	Ref.	Dimensions (L x H x D)	Voltage	Current	Fuses*
A 3-gang panel	175529	115 x 90 x 35 mm	250 V AC	6 A	3 x 5 A
B 6-gang panel	175530	115 x 165 x 35 mm	250 V AC	6 A	6 x 5 A

*6x30 glass fuses



Anodised aluminium switch panel

Black anodised panel with illuminated rocker switches. Identification labels included.



Model	Ref.	Dimensions (L x H x D)	Voltage	Current	Fuses
A 4-gang vertical panel	175535	115 x 123 x 50 mm	250 V AC	10 A	4 glass fuses 6x30, 5 A + 1 spare 10 A fuse
B 6-gang vertical panel	175533	115 x 165 x 50 mm	250 V AC	10 A	5 glass fuses 6x30, 5 A 1 glass fuse 6x30, 15 A + 2 spare 10 A fuses
C 6-gang horizontal panel	175534	165 x 115 x 50 mm	250 V AC	10 A	5 glass fuses 6x30, 5 A 1 glass fuse 6x30, 15 A + 2 spare 10 A fuses
D 6-gang vertical panel	175538	115 x 165 x 50 mm	250 V AC	-	Circuit-breakers : 2 x 5 A, 2 x 10 A , 2 x 15 A



**LIFETIME
Warranty**

connex
HARNESSING WIRE



Compliant with RoHS European directive (2002/95/CE), stands for Restriction of Hazardous Substances (10 substances).



A



B



C



D



E

Made in New Zealand

Switch panels

12 Volt water resistant panels, extremely reliable (lifetime warranty). Compact : take up less space than comparable competitive products. Very functional and soft green backlight to identify switch functions easily.

- Fuse rating 15 Amp. max.
- A red LED light indicates fuse blown. Replacement is easy from removable front facia.
- One piece back plate and rubber switch boots ensure water resistance.

Switch panels come complete with self-adhesive label set, fuses and stainless steel fixing screws.



Model	Ref.	Dimensions W x H
A - 4-way switch panel	66991	68 x 119 mm
B - 4-way switch panel + 12V	66992	68 x 165 mm
C - 4-way switch panel + USB	66993	68 x 165 mm
D - 4-way switch panel + VOLT	66994	68 x 165 mm
E - 6-way switch panel	66995	68 x 165 mm

Circuit-breakers

BLUE SEA SYSTEMS



185-series unipolar circuit-breaker

185-series compact unipolar thermal circuit-breakers.

Used to protect windlasses and electric motors.

Explosion-proof in compliance with standard SAE J1171.

Manual reset. 6.35 mm Ø terminals.

Dim. : 87 x 59 x D. 45 mm.

Usage voltage 42 V max. breaking capacity 3000A DC.

Description	Ref.	Charact.
40 A circuit breaker	427783	
50 A circuit breaker	427784	Wall-mount flush
100 A circuit breaker	427786	
125 A circuit breaker	427787	
30 A circuit breaker	472836	
40 A circuit breaker	220342	
50 A circuit breaker	427779	Protruding from wall
80 A circuit breaker	220343	
100 A circuit breaker	220344	
150 A circuit breaker	417651	

187-series unipolar circuit-breaker

187 MRCB-series unipolar thermal circuit-breakers.

Used to protect windlasses and highly powerful electrical engines. Explosion-proof in compliance with standard SAE J1171.

Manual reset.

Dim. : 86 x 57.4 x D. 45mm built-in.

Dim. : 87 x 59 x H 45.5 mm protruding.

Usage voltage 48V max. 8 mm Ø terminals.

Breaking capacity 5000A 12 V-3000A in 24V DC.

Description	Ref.	Charact.
40 A circuit breaker	470052	
50 A circuit breaker	470048	
80 A circuit breaker	470049	Wall-mount flush
100 A circuit breaker	470050	
125 A circuit breaker	470051	
150 A circuit breaker	473976	
40 A circuit breaker	473969	
50 A circuit breaker	473970	
80 A circuit breaker	473971	Protruding from wall
100 A circuit breaker	473972	
125 A circuit breaker	473973	
150 A circuit breaker	473977	

Diruptor unipolar and circuit-breakers


Diruptor thermal built-in circuit-breakers for unipolar use and magnetothermic for bipolar use.

Ring fastening. Ø 12 mm.

- jumper and screw rear outlet - 56 x 18 mm.


Description	Ref.
4 A circuit breaker	411641
6 A circuit breaker	408210
10 A circuit breaker	408211
16 A circuit breaker	408212
20 A circuit breaker	408213
25 A circuit breaker	414282
32 A circuit breaker	414283
Unipolar cap	414346
Watertight starter end-cap with transparent seal	414363
Watertight starter end-cap with transparent seal	414358

Outdoor plugs & sockets



Range 230 V

Description	16 A	32 A
A Shore power inlet IP 56	60010	60015
B Shore power inlet St/S IP 56	60011	60016
C Cable 15 m with connector	60013	60018
D Cover for connector 16/32 A IP 55	60014	60014




Range 50 A - 125 V

Description	Ref.
A Shore power inlet IP 56	60019
B Shore power inlet St/S IP 56	60020
C Connector IP 20	60021
D Cover for connector 125/250 V IP 56	60022



2 phases - 3 cables



Range 50 A - 125/250V


Description	Ref.
A Shore power inlet IP 56	60023
B Shore power inlet St/S IP 56	60024
C Connector IP 20	60025
D Cover for connector IP 56	60022




3 phases - 4 cables

TV and phone inlet

Description	Ref.
A Shore power inlet IP 56	60026
B Shore power inlet St/S IP 56	60027
C Connector	60028
D Cover for connector IP 55	60029





220 V blue series sockets


Monophase.

Description	Ref.	Amp	Watertightness	Model
Socket on wall-mount block	A 422198	16 A	IP 44	2-pin + earth
Built-in socket	B 423343	16 A	IP 44	2-pin
Tilted socket on surface-mount block	C 422199	16 A	IP 44	2-pin + earth
Plastic female extension connector	D 422190	16 A	IP 44	2-pin + earth
	422191	32 A	IP 44	2-pin + earth
Male plug on 70x87 mm plate	E 422071	32 A	IP 44	2-pin + earth
Male plug on 70x87 mm plate + protection cap	EF 421929	16 A	IP 44	2-pin + earth
Straight male plug	G 423559	32 A	IP 44	2-pin + earth
Straight male plug with deck gland	H 422192	16 A	IP 44	2-pin + earth
Blue adaptor (French plug)	I 409677	16 A	IP 20	2-pin + earth




Red series connectors, max. 400 V

3-phase.



Description	Ref.	Amp	Watertightness	Model
Plastic male plug with deck gland	A 409681	32 A	IP 44	3-pin + N + earth
Plastic female socket with deck gland	B 409682			

Electrical thru-deck fittings



Chromed brass thru-deck fitting

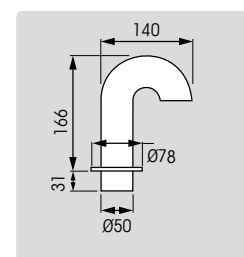
Fastening with stainless steel screws.

Ref.	Max. cable Ø	Qty
18523	6 mm	5
17537	8 mm	5
18524	10 mm	5
17538	12 mm	5
415910	16 mm	2
408010	19 mm	1



316 L st. steel thru-deck fitting **407159**

316 L polished st. steel.
Max. cable Ø : 48 mm

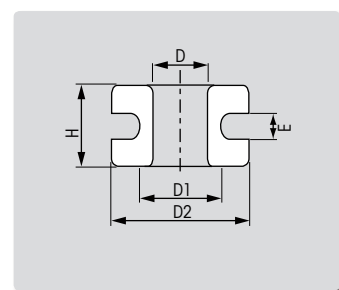


Rubber thru-deck fitting

Soft black rubber, absorbs vibrations.




Ref.	D	D1	D2	E	H
416308	3 mm	6 mm	11 mm	1 mm	4.5 mm
416309	5.5 mm	9 mm	15 mm	2 mm	7.5 mm
416310	7 mm	11 mm	18 mm	2 mm	9 mm
416342	12 mm	17 mm	25 mm	4 mm	12 mm
416343	13 mm	19 mm	27 mm	2 mm	9 mm
416344	15 mm	22 mm	27.5 mm	2 mm	10 mm
416345	17 mm	22 mm	27.5 mm	2 mm	10 mm



Waterproof cable routing

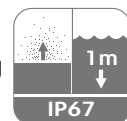
SCANSTRUT
INSTALLATION SOLUTIONS FOR MARINE ELECTRICIANS™



Through-bulkhead cable seal


- 10 cables max., Ø 5-7 mm : **64144**
- 4 cables max., Ø 7-15 mm : **64145**

Waterproof seal in glass filled nylon with overmoulded internal gasket. Provides easy and compliant cable routing through any bulkhead from 10 to 35 mm thickness.



Deck seals

Perfect waterproofness installation for antennas and navlight cables (IPX7). Pre-drilled construction and blank inner seals make for easy assembly. Available in impact resistant glass filled nylon or stainless steel. DS-Multi model in aluminium (self-drill only) accepts multiple cables.



Material	Model	Ref.	Ø connector (max.)	Ø cable (max.)
Glass filled nylon	A DS6-P	63933	No terminal	2-6 mm
	B DS-H6	63934	No terminal	2-6 mm
	DS16-P	60040	16 mm	2-8 mm
	DS21A-P	60041	21 mm	4-9 mm
	C DS21B-P	60042	21 mm	9-14 mm
	DS30-P	60043	30 mm	9-14 mm
Stainless steel	DS40-P	60044	40 mm	12-15 mm
	DS16-S	60045	16 mm	2-8 mm
	DS21A-S	60046	21 mm	4-9 mm
	D DS21B-S	60047	21 mm	9-14 mm
	DS30-S	60048	30 mm	9-14 mm
Aluminium	E DS-MULTI	60050	18 mm	15 mm



Waterproof deck connectors



Description	Ref.	Max. voltage	Amp	Pins	Height	Base Ø
Waterproof chromed brass deck connector. Comes complete with captive protection cap, deck gland and waterproof gasket.	17539	12/24 V	3 A	3	57 mm	36 mm
	A 409624	12/24 V	3 A	2	55 mm	37 mm
	402830	12/24 V	5 A	2	65 mm	44 mm
IP67 deck gland and cap. Golden contacts.	B 415657	12/24 V	12 A	3	80 mm	43 mm

Cigarette lighter plugs

SUTARS



A



B



C



D



E



F

Sockets (female)

Plastic body with splashproof cap. System retains the plug securely to prevent unintentional disconnection. Black models are UV-resistant.

For round sockets, adaptors and extension sockets : dual-polar connections, 6.3 mm flat thimbles in corrosion resistant brass with polarity indicator.

Description	Ref.	Colour	Power	Type of mounting	Fastening
A Round flange	38568	Black	12 V - 16 A	Flushmount	Quickfit twist-on nut. Drilling Ø 30-32 mm.
B Round flange	38567	Ivory	12 V - 16 A	Flushmount	Quickfit twist-on nut. Drilling Ø 30-32 mm.
C Round flange	56075	Black	24 V - 16 A	Flushmount	Quickfit twist-on nut. Drilling Ø 30-32 mm.
D Round flange	27471	Black	12 V - 16 A	Flushmount	Screws (not included). Drilling Ø 27 mm.
E Rectangular flange	13292	Black	12 V - 16 A	Flushmount	Screws (not included). Drilling Ø 27 mm.
F 73 x 55 x 40 mm case (w x l x h)	27470	Black	12 V - 16 A	Surface mount	Screws (not included).

Plug (male)

13291



12 V - 16 A. Black plastic body and metallic parts impervious to corrosion. Wire connection via screws.

Cigarette-lighter extension socket

56077

12 V - 8 A.
Length : 3 m.
Wire : 2 x 2.5 mm².



Female cigarette-lighter adaptor for batteries

56076

12 V - 8 A.
For quick current delivery to most electrical equipment on boats not equipped with fixed socket.
Length : 30 cm. Cable : 2 x 2.5 mm².



Multi-socket cigarette lighter plug

13419

3-socket unit, 12 V with 55 cm cord.
Dimensions 100 x 60 x 40 mm.
Easy mounting with adhesives.



Mains adaptor

60830



Universal USB/MP3 cable

61899

Output for MP3 player or external audio device.
Audio jack (RCA).
3 m cable.
UV resistant.

Electric cables



Sheath

Thermo-retractable sheath for perfect watertight connections.

1 m length.

Retraction	Black	Red
3.2 to 1.6 mm	408980	411095
6.4 to 3.2 mm	414428	411098
9.5 to 4.8 mm	414439	411101
12.7 to 6.4 mm	414441	411102
19 to 9.5 mm	414458	411103
25.4 to 12.7 mm	414460	411105

Multi-ducting cable



HO5 - VVF. Standard voltage : 300/500 V. Flexible copper core. Grey polyvinyl chloride sheath. Suitable for small mobile appliances on low or medium-power engines. MEPLAT-type : for speakers and small appliances. 300/500 V insulation.

Section	Ref.	Roll
2 x 4 mm ²	419517	Grey 25 m
2 x 6 mm ²	419518	Grey 25 m
3 x 0,75 mm ²	419519	Grey 25 m
7 x 1 mm ²	419531	Grey 25 m



Flexible single-conductor

Flexible copper core. Polyvinyl chloride insulating sheath. Good resistance to vibration, heat (up to 105°), oil and grease. Suitable for onboard electrical connections. Recommended for battery and windlass wiring.

25 m roll.

Section	Black	Red
2 mm ²	404999	405088
3 mm ²	403355	405099
5 mm ²	411920	400371
7 mm ²	411921	400374
10 mm ²	411922	400376

Section	Black	Red
16 mm ²	418685	418686
20 mm ²	403430	400381
25 mm ²	403432	400388
30 mm ²	-	400390
40 mm ²	403431	400393



Connection plate

Description	Ref.
2 x Ø 8 terminals + 10 terminals	A 417606
Insulating cover for 417606	B 417612



Watertight junction boxes

Screw-closure junction box.

- 4 x 10 mm² outlets - 8 channels: **412561**
Dimensions : 70 x 150 x 30 mm.
- 4 x 10 mm² outlets - 2 x 8 channels: **412562**
Dimensions : 95 x 170 x 50 mm.

Leads and Jumpers

Description	Ref.	Characteristics
6/6 nylon clamping collar	402672	150 x 3.6 mm natural
	402671	203 x 4.6 mm natural
	412648	368 x 4.8 mm natural
	A 414364	150 x 3.6 mm black
	414365	203 x 4.6 mm black
	414389	368 x 4.8 mm black
Black nylon clamping collar with eyelet head	413216	203 x 7.6 mm black plastic
	B 402771	Ø 4.8 mm
66 94V-2 translucent nylon fastening collar	414521	Ø 6.3 mm
	414080	Ø 7.9 mm
	B 410567	Ø 9.5 mm
	418748	Ø 12.7 mm
	410568	Ø 15.8 mm
402774	Ø 19.4 mm	



Navigation lights

IMO COLREG 72 standards (RIPAM)



International regulation to prevent collision at sea

IMO COLREG 72 regulation defines the **minimum reach of navigation lights** on board vessels with LOA (length overall) below 50 m. Additional national approvals may be required in some countries. Minimum reach is indicated in nautical miles (NM) in table below.

Lamp definitions & applications	Boat length →	< 12 m < 40'	12 m < 20 m 40' < 65'	20 m < 50 m 65' < 150'
<p>360°, all round lamp</p> <p>Light showing an unbroken arc over the horizon of 360°. All round lamps may output while light, red light or green light.</p>		2 NM	2 NM	2 NM
<p>Side lights</p> <p>A green light on the starboard side and a red light on the port side, each showing an unbroken light over an arc of the horizon of 112.5° and fixed to show the light from right ahead to 22.5° (2 points) abaft the beam.</p> <p>On a vessel less than 20 m in length, sidelights may be combined into one bi-colour lamp carried on the fore and aft centre line of the vessel.</p>		1 NM	2 NM	2 NM
<p>Stern lamp</p> <p>White light placed as close practicable to the stern, showing an unbroken light over an arc of the horizon of 135° and so fixed to show the light from right aft for 67.5° (6 points) on both sides of the vessel.</p> <p>Towing lamp</p> <p>Yellow light placed in a vertical position above the stern lamp, showing an unbroken light over an arc of the horizon of 135° and so fixed to show the light from right aft for 67.5° (6 points) on both sides of the vessel.</p>		2 NM	2 NM	2 NM
<p>Masthead lamp</p> <p>White light placed over the fore and aft centre line of the vessel, showing an unbroken light over an arc of the horizon of 225° and fixed to show the light from right ahead to 22.5° (2 points) abaft the beam on both sides of the vessel.</p>		2 NM	3 NM	5 NM
<p>Tri-colour lamp</p> <p>On a sailing vessel less than 20 m in length under sail, the sidelights and stern light may be combined into one lamp positioned on top of the mast. When the sailing vessel is under power, the tri-colour lamp must be switched off and the navigation light rules for power driven vessels apply.</p>		2 NM*	2 NM*	-
			*Only for sailing vessels under sail.	

LED navigation lights

These navigation lights combine efficient LED technology to superior lens and optic materials.

- Ultra low power consumption.
- Long service life (7 years warranty for the NAVILED® TRIO, 5 years for other products).
- Highly visible and reliable lighting for long term safety at sea.

Multivolt™ technology for durability and safety.

- Possibility to connect the light to 12 or 24 V systems without modification, without impact on light performance.
- Automatic compensation for low battery voltages and voltage drop.
- Reverse polarity and spike protection for enhanced durability even under severe voltage fluctuations.

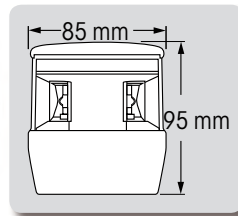
LED
Multivolt



61848



61849



NavILED® TRIO 3-colour navigation light

NAVILED TRIO LED navigation light including a 3-colour light and an all-round white mooring navigation light. Features advanced materials and state-of-the-art LED technology for reliability, efficiency and safety at sea.



Visibility	Description	Ref.
2 NM	NavILED® TRIO Navigation light	61848
-	Machined 316 st. steel adaptor nut to install a Windex directly onto the light mounting shaft (Female to female - M12 for mounting shaft to 5/16UNC).	61849

- Housing in UV-resistant, high impact nylon.
- UV-resistant, ultra heavy duty Grilamid® lens.
- 316 stainless steel mounting shaft.
- Voltage : Multivolt™ 8-28 V DC.
- Voltage protection : Spike (to 500 V) and reverse polarity (to -700 V) protected.
- Power consumption of Port/Starboard/Stern combined : < 3.5W (< 0.29 A@12 V DC).
- Power consumption of All-round white mooring light : < 1.5 W (< 0.13A@12 V DC).
- Protection rating : IP 67.
- Pre-wired with 400 mm triple core marine cable.
- Weight : 400 g (including cable).

7 year
Warranty



473360

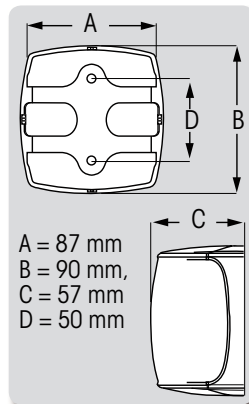
473364

473362

61917

61918

477887



A = 87 mm
B = 90 mm,
C = 57 mm
D = 50 mm

- Heavy duty acrylic lens, UV-resistant.
- UV-resistant, ultra heavy duty Grilamid® lens on 2-colour lights.
- Voltage : Multivolt™ 9-33V DC.
- Voltage protection : Spike (to 500 V) and reverse polarity (to -700 V) protected.
- Power consumption of Port/Starboard/Stern combined : < 3.2W.
- Power consumption of Masthead light : < 2.5 W.
- Protection rating : IP67.
- Pre-wired with 400 mm twin core marine cable.
- Weight : 250 g (including cable).

5 year
Warranty

NavILED® PRO navigation light

NAVILED PRO Complete range of navigation lights which are proven worldwide for its easy and time-saving installation, its durable reliability even in extreme conditions.



Visibility	Model	Black	White
2 NM	Port	473360	473363
	Starboard	473361	473364
	Bi-colour	61917	61918
	Stern	473362	473365
3 NM	Port	473366	-
	Starboard	473367	-
	Masthead	61916	477887
	Stern	473368	-



Easy and secure mounting : sealed light engine clips into mounting shroud.

Sealed light.



Easy and secure mounting : sealed light engine clips into mounting shroud.

Sealed light.

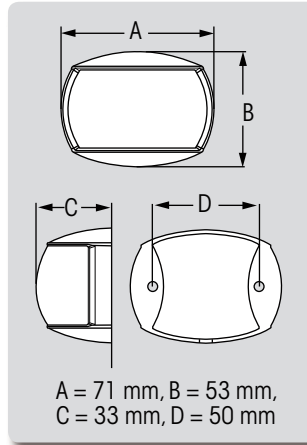
NavILED® Compact navigation light



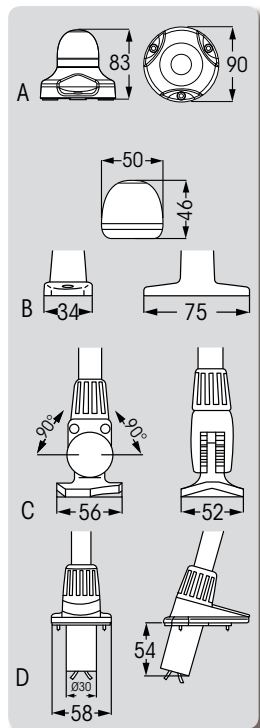

Same features as other NavILED® lights (low power consumption, reliability, watertightness, easy installation,...) in a compact housing.



Visibility	Model	Black	White
2 NM	Port	49449	49450
	Starboard	49445	49446
	Stern	479075	479078



- Heavy duty acrylic lens, UV-resistant.
- Voltage : Multivolt™ 8-28V DC.
- Voltage protection : Spike (to 500 V) and reverse polarity (to -700 V) protected.
- Power consumption of Port/Starboard combined : < 2 W.
- Power consumption of Stern light : < 2 W.
- Protection rating : IP67.
- Pre-wired with marine cable.
- Weight : < 60 g (including cable).



NavILED® 360° white navigation lights



With less than 1.5 W consumption, NavILED® 360 lights offer substantial power savings compared to incandescent models.

Top precision optics provide reliable and highly visible all-round lighting.



Visibility	Model	Ref.	Overall height
2 NM	A Surface mount.	Black housing. 61919	83 mm
		White housing. 61920	83 mm
2 NM	B Fixed pole.	Black base. 61921	204 mm
		C Fold-down pole (180°). Black base. 61922	500 mm
2 NM	D Removable pole.	Black base. 61923	610 mm

- Heavy duty acrylic lens, UV-resistant.
- Anodised aluminium lamp base and pole.
- Voltage : Multivolt™ 9-33V DC.
- Voltage protection : Spike (to 500 V) and reverse polarity (to -500 V) protected.
- Power consumption : < 1.5 W.

- Protection rating : IP67.
- Pre-wired with 1.5 m twin core marine cable.
- Weight (surface mount model) : 150 g (including cable).



Classic bulb navigation lights



Classic navigation lights

Non-magnetic and seawater resistant navigation lights. Feature a vertically hanging bulb for easy bulb replacement. Contacts are located in the upper part of the housing to prevent corrosion.



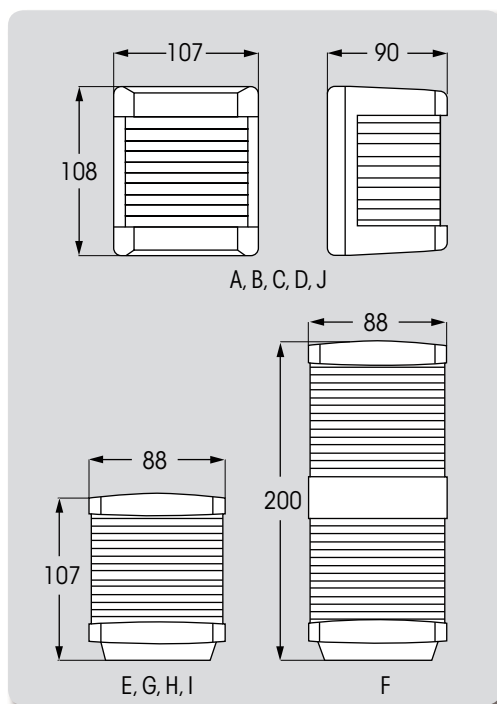
- UV and impact resistant black plastic housing and lens.
- Protection rating : IP55.
- 12V/25W BAY15d included.

Visibility	Model	Ref.	Spare bulbs
2 NM	A Port	11823	
	B Starboard	11821	
	C Stern	11819	22355
	D Bi-colour	11825	
	E 3-colour	11833	
	F 3-colour + 360° white	11835	22355 3-colour + 22356 for 360° light
3 NM	G 360° red	11829	
	H 360° green	11832	
	I 360° white	11828	22355
	J Masthead	11817	

Option



Deck-mount bracket :
21839





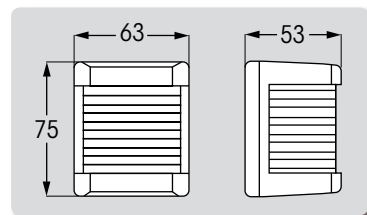
Features a "snap lock" housing allowing bulbs to be replaced without tools.



- UV and impact resistant plastic housing and lens.
- Protection rating : IP54.
- 12 V/10 W SV8.5 festoon bulb included.

Compact navigation lights

Compact, non-magnetic navigation lights, seawater resistant.



Visibility	Model	Black	White	Spare bulb
1 NM	A Port	11815	35608	22354
	B Starboard	11814	35609	
	C Bi-colour	11816	35759	
2 NM	D Stern	11813	35610	
	E Masthead	11812	37293	

Accessory



Deck-mount bracket
 • Black : **21840**
 • White : **36137**



Flushmount lights



Model	Description	Ref.	Dimensions	Spare bulb
A Starboard + Port (pair)	316 st. steel housing. BA15S bulbs 12 V - 5 W included.	403436	196 x 58 x 70 mm (L x W x D)	408742
B Stern light	St. steel housing. Includes 2 gaskets and a BA15D bulb 12 V - 5 W.	403344	120 x 75 mm (L x W)	404818



PATENTED

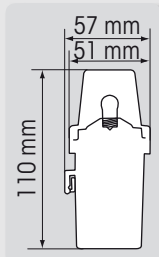
Very clever fastening system : a small and compact clip, that does not protrude when light is not mounted, avoids ropes or sheets snagging. Light can thus be installed anywhere.



Model	Ref.
Set of 3 lights (port, starboard & stern)	28037
White sternlight	28038
Red port light	28039
Green starboard light	28040
White masthead light	28041
Anchor light, 360°	28042
Spare bulb (1.5 V - 0.2 Amp)	28190

Take-down navigation lights

Compact navigation light with integrated reflector. Lighting lifetime : 60 to 80 hours. Waterproof and operated by simply rotating the upper part. Operated by 1.5 V battery (LR20 type).



Navigation lights



477671



477672



477673

LED navigation lights

Chromed cover with operation indicator on the top visible from the cockpit.

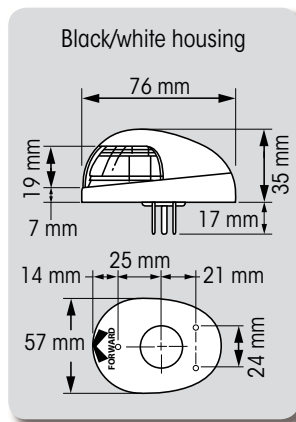
- Service life : 50.000 hours.
- Very low consumption : 2.4 W.
- Power : 12 V.
- Shock-resistant.
- Completely watertight.
- Dimensions : 76 x 58 x 33 mm (L x W x Th).



Visibility	Model	Ref.
2 NM	Port	477673
	Starboard	477672
	Bi-colour	477671

12 V compact navigation lights, classic bulbs

Compact, elegant "helmet" style : no sharp edges to cause injury or catch lines. Highly impact resistant and non-corrosive. Stainless steel electrical contacts. 8 W festoon bulb included.



Visibility	Model	Black	White
2 NM	Set of 2 lights, Port + starboard	27485	27482
	Bi-colour, red/green	27487	27484



27485



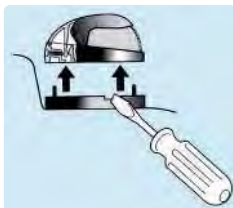
27482



27487

27484

Options & Accessories



- 6 mm snap-on base,
- Black housing : **28157**
- White housing : **28155**
- Watertight gasket for black and white lights : **28159**
- Spare 8 W festoon bulb for black and white lights : **28189**

All navigation lights on recreational boats below 20 m must be visible from 2 NM, except for the masthead light on 12 to 20 m boats (3 NM visibility required).



A

B

C

D

12 V navigation lights

Power : 10 W.
Dimensions : 65 x 75 x 55 mm (W x H x D).

Visibility	Model	Ref.	Spare bulb
1 NM	A Port	56091	22354
	B Starboard	56090	22354
	- Masthead	56092	22354
2 NM	C Stern	56093	22354
	D Bi-colour	56094	22354

Navi Light 360° 2 MN



Equipped with ultra-bright LEDs, the Navi Light lamps are IMO COLREG 72 and US Coast Guard approved to be used as navigation lights for 2 NM on all vessels of less than 12 m.

Compact and light, the Navi Light 360° 2 MN are easy to used. Only press and hold for 2 seconds to activate the light. Practical, they operate with batteries and can be installed quickly and everywhere thanks to different fixing systems.

- Buoyant, light facing up (without holder).
- Weight : 139 g (excluding batteries & holder).
- Dimensions : height 35 mm (without holder); Ø 50 mm.
- Corrosion-resistant.

IMO COLREG 72
approved 2 NM



	Navi Light 360° 2 MN	Navi Light 360° 2 MN TriColor
References	61786 - 61796 - 64257 - 64980	61795 - 64258 - 64981
LED colour	16 white LEDs	5 red LEDs, 5 green LEDs, 6 white LEDs
Modes & battery life	<ul style="list-style-type: none"> • Constant : 16 LEDs, 360° visibility (burn time : 15 hours) • Flash : 16 LEDs, 360° visibility (burn time : 85 hours) • Stern light : 6 LEDs, 135° visibility (burn time : 32 hours) • Forward light: 10 LEDs, 225° visibility (burn time : 24 hours) • Dim light : 4 LEDs, 360° visibility (burn time : 72 hours) 	<ul style="list-style-type: none"> • Tricolor (burn time : 12 hours) • Stern light, white LEDs (burn time : 32 hours) • Bi-color red and green lights (burn time 20 hours) • Port light, red LEDs (burn time : 38 hours) • Starboard light, green LEDs (burn time : 38 hours)



Navi Light 360° 2 MN magnet system

Supplied with double magnet system. To put directly on a metallic surface or with the double magnetic system through a support which allows the magnetic force to work (like a bimini for example). Double magnet system supplied with mounting bolts and straps.



61786 : Navi Light 360° 2 MN



61796 : Navi Light 360° 2 MN Rescue

For easy and quick location, day and night, the Navi Light 360° also exists in a photo-luminescent version. The light glows in the dark up to 8 hours, after only 10 minutes charging in daylight.



61795 : Navi Light 360° TriColor 2 MN

Options



• **Suction-mount holder**
57307

*T*Metallic head for Navi Light 360° 2MN with magnet holder.
Suction cup base (locking/releasing lever).
Self-adhesive fixing patch (supplied).
Flexible through 180°.
Vertical or horizontal mounting.



• **Clamp-on-rail holder**
57308

*M*etallic head for Navi Light 360° 2MN with magnet holder.
Suitable for all tubes Ø 25 mm approx.
Flexible through 180°.
Horizontal or vertical mounting.

Navi Light 360° S 2 MN suction-mount holder

Practical and easy to install, the holder is also adapted to fix GoPro®. Thanks to 3 M self-adhesive pads, the lamp can be easily & firmly fitted on any kind of surfaces : smooth, abrasive, flat and curved. The Navi Light S 2 MN is available in white or tricolor LEDs versions. Supplied with a suction-mount holder, 2 self-adhesive landing pads and a neoprene carrying bag. Height with suction-mount holder : 95 mm.



64257 :
Navi Light 360°
S 2 MN



64258 :
Navi Light 360°
TriColor S 2 MN



Navi Light 360° N 2 MN Navimount holder

Supplied with Navimount holder. Compatible with many GoPro®/ action camera mounts and all the Navimount mounting systems. Available in 2 versions : White LEDs and Tricolor LEDs.



64980 :
Navi Light 360°
Navi 2 MN



64981 :
Navi Light 360°
TriColor Navi 2 MN

Navimount converter



Navimount converter

64986

Adapter for the Navi Lights with magnetic (ref. 61786, 61796 and 61795) and suction bases (ref. 64257 and 64258) to be mounted on the Navimount systems.
Size : H 71 x Ø 50 mm.

Navimount mounting systems



Vertical : **64982**



Horizontal : **64983**



RIB mount : **64984**



Rail mount : **64985**

Select the holder for your Navi Light



Model	Ref.	Application	Dimensions	Supplied with
Vertical	64982	To be mounted on the transform of an inflatable boat, canoe & kayak cockpit, steering console, etc...	H 45 x W 62 x D 55 mm	2 x st. steel screws
Horizontal	64983	To be mounted on the deck, cabin roof, etc...	H 26 x Ø 65 mm	2 x st. steel screws
RIB mount	64984	For boats made from Hypalon, Polyethylen or PVC	L 120 x W 81 x H 37 mm	3M VHB self adhesive sticker
Rail mount	64985	Compatible with Ø 1" ou 1" ¼ rail	H 67 x Ø 65 mm	2 x st. steel screws

Navi Light packs

Solution packs for small tenders, dinghies, canoes, kayaks or fishing boats.

IMO COLREG 72 approved 2 NM



Tender pack : 64987



Basic pack : 66899



Horizontal & vertical mounting pack : 64989

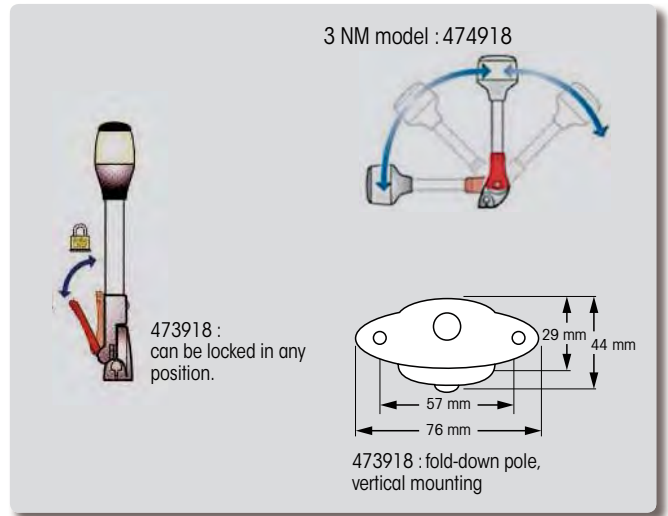
	TENDER PACK	BASIC PACK	MOUNTING PACK
Ref.	64987	66899	64989
Use	Tenders	For small tenders, dinghies, canoes, kayaks or fishing boats with transom or vertical cockpit*.	
Includes :	<ul style="list-style-type: none"> • Navi Light 360° 2 NM with « U » base • Navi Light 360° 2 NM Tricolor with Navimount base • « U » bracket to attach the Navi Light 360° 2 NM or a GoPro®/action camera • Navimount RIB support with 3 m self-adhesive pad • Vertical Navimount system • Connector pole/ Vertical Navimount (or RIB Navimount) • Adjustable pole. Max length : 1 m • Storage case 	<ul style="list-style-type: none"> • Integrated Navi Light 360° 2NM mast. Waterproof to 10 m • Connector pole/Vertical Navimount • Vertical Navimount to fix the pole • Adjustable pole Max length : 1 m • Neoprene storage bag (dim. : 36 x Ø 80 mm) 	<ul style="list-style-type: none"> • « U » bracket to attach the Navi Light 360° 2 NM or a GoPro®/action camera • « U » base mount for Navilight with magnetic or suction base • Connector pole/Navimount (vertical or horizontal) • Horizontal Navimount • Vertical Navimount • Adjustable pole Max length : 1 m • Neoprene storage bag (dim.: 36 x Ø 80 mm)

* If boat <7 m and the maximum speed does not exceed 7 knots.

Pole-mounted navigation lights



attwood 360° white lights, pole-mounted
genuine ingenuity



Options & Accessories

- Cover for 403541 & 414544 : **404663**
- Bulb for **403541**
Old model – BA15D base : **416356**

Visibility	Ref.	Mounting	Description	Supplied with
2 NM	A 403541	Removable	Height 600 mm. Base 101 x 41 mm. Ø 35 mm	Wedge base bulb 12 V - 9 W
	B 414544	Telescopic. Base with locking knob that allows pole to be lowered to the gunwale.	Max. height 760 mm. Zamak base 25 x 114 mm. Ø 22 mm.	
3 NM	C 473918	Vertical mounting. Fold-down pole. Can be locked in any position.	Height 300 mm. Anodised aluminium pole. Black polymer base.	2 festoon bulbs 12 V - 8 W

A



3-colour light, pole-mounted

3-colour light on fold-down pole.
Visibility : 2 NM.
ABS base.
Polycarbonate lens.
316 st. steel pole.
BA15S 12 V - 10 W bulb included.

Height	Ref.
241 mm	410717
635 mm	423262

Stern light, pole mounted

Visibility : 2 NM.
Stainless steel pole.

Length	Ref.
254 mm	17508
609 mm	35731
914 mm	35732

All navigation lights on recreational boats below 20 m must be visible from 2 NM, except for the masthead light on 12 to 20 m boats (3 NM visibility required).

Exterior lighting

Deck floodlight lamps



Masthead/deck floodlight lamps

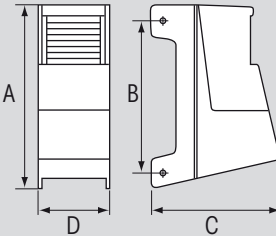
Deck floodlight and masthead lamp combined in one robust housing. UV and impact resistant plastic. Flexible mounting arms for mounting on a variety of mast profiles. Glass lens bonded with reflector to be dust and moisture resistant.



Visibility	Black	White
2 NM	35806	35808
3 NM	35807	35809

BSH

2 NM :
35806/35808
A 187 mm
B 154 mm
C 132 mm
D 72 mm



3 NM :
35807/35809
A 247 mm
B 202 mm
C 205 mm
D 111 mm

Spare bulbs

12 V bulbs for
masthead light :

- 2 NM : 22354
- 3 NM : 22355

12 V bulbs for
deck light

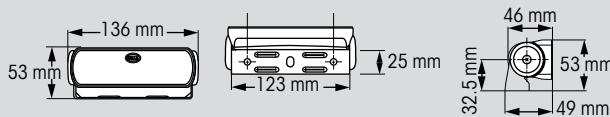
- 2 NM : 414392
- 3 NM : 408836



Sea Hawk LED deck floodlight

- Black : 61926
- White : 61925

Completely sealed, lightweight and efficient, Sea Hawk LED floodlight delivers a high quality, energy saving lighting. Suitable for indoor and outdoor use, can be installed almost anywhere onboard. High precision lens produces a wide spread lighting, ideal for cockpits or nearest areas illumination. Easy to adjust upwards or downwards with no need for tools.



- Housing : UV and impact resistant plastic.
- Lens : heavy duty Grilamid® lens.
- Bracket included, in polished 316 st. steel.
- Power consumption : < 3 W (< 0.25 A@12 V / < 0.13 A@24 V).
- Voltage : Multivolt™ 9-33 V DC.
- Light output : 240 lumens.
- Colour temperature 5500K (White).
- Protection rating : IP 67, completely sealed.
- Weight : 250 g (incl. cable and bracket).
- Pre-wired with 2.5 m twin core marine cable.
- Approvals : **EC, ISO 8846** (ignition protected).



5 year
Warranty

GOLIGHT

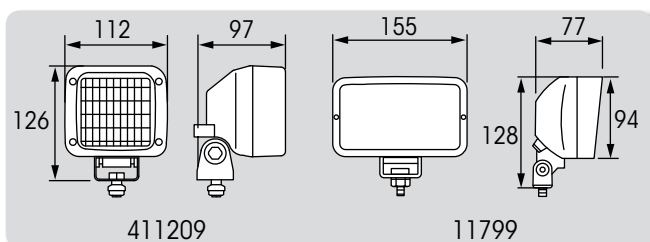


Remote controlled deck searchlight

Weatherproof deck searchlight with wireless remote control. 370° horizontal rotation and 135° tilt. U.V., salt water and shock-resistant.

Perfect for boating and equally suitable for outdoor activities. Supplied with a programmable remote control and all installation accessories required (screws, gasket, st. steel mounting plate).

Description	Ref.	Cons.	Light intensity	Beam angle	Illumination	Max. range	Dimensions Height x Depth x fascia width	Warranty
Optimized light beam thanks to the Cr5 Pentabeam™ II technology (five-sided parabolic reflector).	60189	5,5 A - 12 V (65 W)	500 000 candela	10°	320 lux at 25 m 20 lux at 100 m	900 m	170 x 200 x 180 mm	5 years
10 High flux LED's	65546	2,8 A - 12 V (40 W)	320 000 candela	8°	512 lux at 25 m 32 lux at 100 m	1131 m	178 x 178 x 152 mm	3 years



Hella marine

Halogen deck floodlights

Halogen floodlight designed to illuminate large areas of deck or superstructure. Fibre reinforced housing for increased resistance to UV and impacts.

Accessories

- Halogen bulb
12 V : **408836**
24 V : **52582**

- Stainless steel bracket
52583

For stabilised mounting in areas subject to vibration.



Description	Ref.	Voltage	Power	Protection rating
Vertical mounting. Swivelling. 316 st. steel mounting hardware. Halogen bulb included.	A 411209	12 V	55 W	IP 6K9K
Vertical mounting. Swivelling. 316 st. steel mounting hardware. Halogen bulb included.	B 11799	12 V	55 W	IP X4



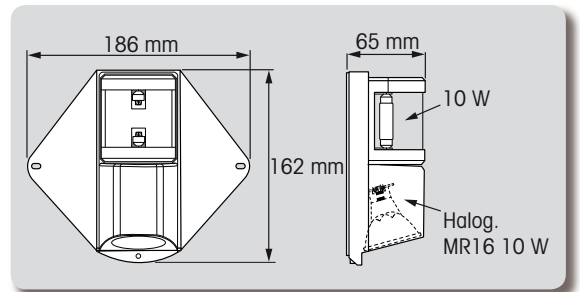
Combined deck/masthead light

428688

Combined deck/masthead light for boats up to 12 m.
Features two flexible side pieces for easy adjustment to any shape of mast.
12 V bulbs included.

Spare bulb

- Festoon bulb 12 V - 10 W (mast) : **408738**



Spreader spotlight

17529

PVC housing.


Waterproof, removable optic part.

Mounting by means of st. steel angle plates.

- 9000 candela.
- 12 V - 35 W.
- 12 V power supply.
- Supplied without cable.
- Overall height : 115 mm.
- Lens diameter : 95 mm.

Spare optic

- Spare 12 V optic : **17659**



Deck spotlight

- White : **17530**
- Black : **17531**

Mast fitting deck light with strong PVC body.

- 12 V - 35 W.
- 9 000 candela.
- Supplied without cable.

Spare optic

- Spare 12 V optic : **17659**



St. steel removable searchlight

413904 : 12 V - 55 W

St. steel hand searchlight.
360° swivelling pole and handle for vertical adjustment.
Coiled cord.
H3 halogen bulb. 12 V - 55 W.
Height : 228 mm.

Spare bulbs

- 12 V - 55 W H3 bulb : **408836**
- 24 V - 70 W H3 bulb : **52582**



Cabin-controlled searchlight

413903 : 12 V - 55 W

Halogen chromed searchlight.
Mounting in the boat deck :
can be adjusted in all directions
from the inside of the cabin.
Height above deck : 200 mm.
H3 halogen bulb.

Spare bulbs

- 12 V - 55 W bulb : **408836**
- 24 V - 70 W bulb : **52582**
- 12 V - 100 W bulb : **400152**

Hand held searchlights



Hand held searchlight

160855

A real must-have for night sailing and landing manoeuvres.

2 output modes, activated with a separate switch :

- Proximity lighting (55W bulb).
- Long-range lighting (100W bulb).

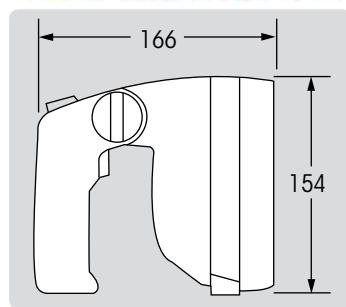
Both modes can be activated independently or simultaneously.

A trigger switch integrated into the grip allows morse code operation.

- 12 V.
- UV, shock and vibration resistant plastic.
- High reflective aluminium reflector.
- Protection rating : IP X6K.
- Two H3 bulbs included (12 V 55 W and 12 V 100 W).
- Coiled cord, 3.5 m long when extended.
- Cigarette lighter plug included.



Hella marine



Spare bulbs

- H3 bulb 12V-55W
408836
- H3 bulb 12V-100W
400152



LED rechargeable searchlight

64025

Searchlight with 2 output modes :

- High for optimal intensity (500 lumens).
- Low for low consumption (run time 5 hours).

Can be used as a handheld searchlight or as a fixed spotlight

Shape allows two different operating positions depending on the lightbeam orientation you need.

IPX4 waterproofness (water splashing from any direction).

Supplied with DC and cigarette-lighter recharge adaptors.

- Housing size : 145 x 110 mm.
- 500 lumens (High) - 150 lumens (Low).
- Run time : 2 H (High) - 5 H (Low)
- Beam distance : 425 m
- Impact resistance : 7 m
- Weight incl. batteries : 570 g
- Batteries : 6 AA (supplied).



BlueEye Beam® removable searchlight

417799 : 12 V - 170 W

Halogen hand searchlight 400.000 candelas.

Patented glare-free lens.

Made from aluminium and white ABS.

Sealed beam bulb and weatherproof switch.

3 m coiled cord with battery clamps.

Overall diameter : 150 mm.



Handheld halogen searchlights

12 V cable power supply.

Ref.	Power	Ø	Plug type	Features
A 414606	55 W	170 mm	Cigarette-lighter	3.5 m coiled cord. Height : 265 mm.
B 175691	55 W	165 mm	Deck plug & socket	Rubber coating. Coiled cord.

A



B

Spare bulb

- H3 bulb - 12 V - 55 W
408836

Headlights

Hand-free lighting where and when you need it !

Peli™ headlights are ideal for reading maps or light duties on the deck as well as for DIY works.

From the basic model to the watertight version, or the gesture activation control model, our range necessarily provides the headtorch you need.



Extra safety : spot instantly your crew on deck by night, with photoluminescent housing on models 66248 & 66779.



62247




62248



62249



66779

Ref.	Water-proofness	Light modes	Lumen (ANSI)	Beam distance*	Run time	Features	Pivoting head	Weight incl. batteries	Batteries incl.
62247	IPX4 (weather-proof)	High	66 lm	22 m	7 h 15	Red LED output mode. Flash mode. Included helmet adapter. Waterproof case. Designed with weather resistant casings which also allows for fast and easy battery change.	45°	90 g	3 AAA/LR03 alkaline
		Low	36 lm	16 m	21 h				
62248	IPX4 (weather-proof)	High	259 lm	90 m	2 h 30	Photoluminescent housing. Red LED output mode. Flash mode. Designed with weather resistant casings which also allows for fast and easy battery change. Low battery level indication. Crashworthiness : 1 m high Included helmet adapter.	90°	100 g	3 AAA/LR03 alkaline
		Low	71 lm	48 m	11 h				
62249	IPX4 (weather-proof)	High	200 lm	82 m	3 h	Gesture Activation Control technology. Red light mode. SOS mode. Power variation (10 to 100 %). Adjustable beam (wide or focused).	90°	110 g	3 AAA/LR03 alkaline
		Low	12 lm	20 m	103 h				
66779 (2780R)	IPX4 (weather-proof)	High	558 lm	127 m	2 h	Rechargeable headlight. Flash mode. Variable light output (10 ; 50 ; 100 %). Back red LED. Low battery level indication. Supplied with 3 housing (black, white, photoluminescent).		250 g	Lithium-ion
		Medium	213 lm	78 m	3 h				
		Low	95 lm	53 m	7 h 30				

* Distance where the light beam is 0.25 lux (0.25 lux is approx. equivalent to the light generated by a the full moon on a clear night with no obstruction).



The adjustable strap fits comfortably and securely on your head.
Models **62247** & **62248** feature a rubber strap that grips tightly to hard hats or helmets.



Gesture activation control on model **62249**.



Pivoting head on models **62248**.



Red light for night vision on models **62247**, **62248** and **62249**.

Torches

Peli™ torches

Peli™ has developed top-performance and ultra-resistant torches, designed to withstand the specific harsh conditions of the marine environment.

Unbreakable : unconditionnally warranted*.

* Provided that the instructions of use have been followed. This warranty does not cover accessories such as bulbs, batteries, or the battery contents.



57925



66897



66898



57928

Accessory

• **Accessory for torch ref. 57928 : 57929**
Adapter for battery charging on cigarette-lighter socket (approx. 2-3 h charging)

Ref.	Waterproofness	Light modes	Lumen (ANSI)	Beam distance*	Battery run time	Features	Length	Weight including batteries	Batteries
57925	IPX4 (weatherproof)	-	12 lm	17 m	4 h	Ultra-compact size, security lanyard, fits conveniently around neck.	67 mm	30 g	4 LR 44 alkalines
66897	IPX7 (immersion)	High	234 lm	240 m	8 h 45	Photoluminescent. Flash mode.	156 mm	176 g	3 AA/LR06 alkalines
		Low	28 lm	81 m	190 h				
66898	IPX7 (immersion)	-	34 lm	45 m	3 h	ATEX Zone 0 : Explosion-proof (could be used in explosive environment like engine room). Crashworthiness : 2 m high.	139 mm	54 g	3 AAA/LR03 alkalines
57928	IPX7 (immersion)	-	35 lm	122 m	3 h	Rechargeable with adapter (AC adapter & cigarette lighter adapter). Charging time : 3 h. AA/LR06 alkalines compatible.	165 mm	221 g	4 NiMH

* Distance where the light beam is 0.25 lux (0.25 lux is approx. equivalent to the light generated by a full moon on a clear night with no obstruction).

IPX7 waterproof and floating.



LED waterproof and floating torch 65537

The must-have torch on board.

- Shockproof.
- 1 LED x 50 lumens.
- Run time : 25 hours.
- Beam distance : 20 m.
- Dimensions : 5.5 x 5.5 x 15.5 cm.
- Powered by 2 AA batteries (not inclu.).
- Weight (without batteries) : 81 g.



4-LED waterproof torch 51574

Ideal for diving and checking the hull, the mooring equipment or the propeller.

- Watertight to 30 m.
- Length : 14.5 cm.
- Powered by 4 x AA batteries, included.
- Weight (incl. batteries) : 155 g.



NAVISAFE

Navi Light Mini

Black : 60876

Yellow : 61803

Compact and sturdy torch.

- Waterproof to 100 m.
- Max. power : 1 W.
- Dimensions : 59 x 39 x 18 mm.
- Weight : 28 g (46 g including batteries).
- Powered by : 2 AAA batteries (not included).
- Supplied with wrist strap.



- Mode 1** : red LED for night vision, 16-hour activation.
- Mode 2** : white LED, 10 % light intensity, 12-hour activation.
- Mode 3** : white LED, 25 % light intensity, 6-hour activation.
- Mode 4** : white LED, 100 % light intensity, 2-hour activation.
- Mode 5** : white LED, flashing, 8-hour activation.



NAVISAFE

Navi Light Glow

57776

Glows in the dark up to 8 h, after only 10 minutes' daylight charge.

- Watertight to 60 m.
- Dimensions : Ø 40 mm, length 110 mm.
- Weight : 70 g (without batteries).
- Power supply : 2 x AA batteries (not included)
- Magnetic switch.
- Supplied with a wrist strap.



- Mode 1** : Continuous mode, 25 % light intensity, run time 12 h.
- Mode 2** : Continuous mode, 100 % light intensity, run time 4 h.
- Mode 3** : Flashlight, run time 16 h.

Underwater lighting

NAVISAFE 



Glowtube Navi Light 60 64990

Portable underwater lighting for Stand-Up Paddle, canoe, kayak and more.


3 modes : 2 LED strips on/1 LED strip on/flash.

60 ultra-bright LEDs spread over 2 strips, V shape mounted to direct the light downwards and sideways.

Easy and quick attachment thanks to the Navisafe suction cup system.

Delivered with 2 x 3 M self-adhesive mounting pads and a protection bag to secure during transport.

- **Floating.**
- Submersible up to 60 m (200 ft).
- Corrosion resistant.
- Powered by 8 batteries (not supplied)
- Brightness : 2 LEDs strips on : 700 Lumen
1 LED strip on : 350 Lumen
- Burn time : 2 LED strips on : 5 hours
1 LED strip on : 10 hours
- Dimensions : L 590 mm x W 70 mm x H 70 mm. Ø 70 mm.
- Weight : 580 g.

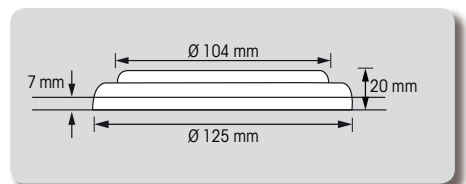


Stand-Up Paddle range, see page 157.



Great under-water performance IP68. Ideal in pool or around the jetty.

Båtsystem



Aquadisc underwater lighting 64658

Easy to install below waterline, no need to go through the hull. Supplied with voltage stabiliser, mounting bracket, screws and 1.5-m cable.

- Blue light.
- **St. steel, AISI 316.**
- 8-LED - 16 W.
- 12/24 V.
- 1120 Lumen .
- CRI (Color Rendering Index) : > 80.
- Working temperature : -10 to 45°.

Cabin lighting




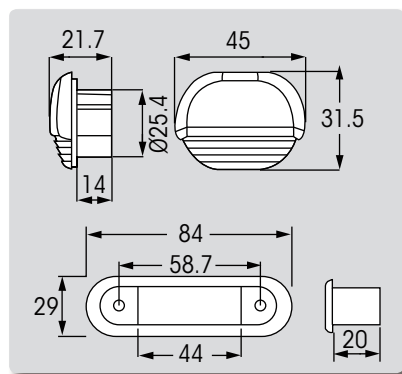
Courtesy & step lamps



Compact, power saving and attractive oblong LED lights, designed for illuminating areas such as steps, toe kicks, storage areas, companion ways, deck fittings, signs and switches. Multivolt™ electronics ensure a constant light output.

Lamps are totally sealed, shock and vibration resistant and provide a reliable "fit and forget" solution onboard.

Flange	LED colour	Ref.		Voltage	Weight
Chromed plastic*	White	49460	30° *	Multivolt™ 12-24 V DC	15 g
	Blue	61935	30° *	Multivolt™ 12-24 V DC	15 g
White plastic	White	49461	30° *	Multivolt™ 12-24 V DC	15 g
	Blue	61936	30° *	Multivolt™ 12-24 V DC	15 g
Polished 316 st. steel	White	49458	30° *	Multivolt™ 10-33 V DC	35 g
	Red	49459	30° *	Multivolt™ 8-28 V DC	35 g
	Blue	160948	30° *	Multivolt™ 10-33 V DC	35 g



* Chromed plastic : not suitable for outdoor use.

* Anti-glare illumination :

Optics designed to direct peaklight downwards at 30° for safe illumination of the deck or step without glaring.

- Heavy duty acrylic lens, UV-resistant.
- Power consumption : < 0.5 W (< 0.04 A @ 12 V / < 0.02 A @ 24 V).
- Ingress protection rating : IP67.

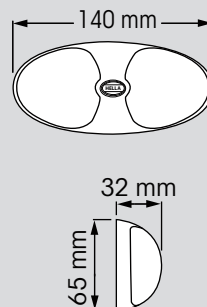
- Flushmount.
- Pre-wired with 120 mm marine cable.



ISO 8846
Ignition protected.



Pre-wired
sealed housing



DuraLed® heavy duty light with switch

61937

Designed for **engine rooms**, the DuraLed lamp is equally suitable in lockers, lazarettes and many heavy duty applications including outside.

Compact, heavy duty and completely sealed, it combines LED Multivolt™ technology, low power consumption (< 2.5 W) and consistent lighting (similar to 8W fluorescent light).

Includes specific mounting clamps for easy and reliable installation.

- Heavy duty acrylic lens, UV-resistant.
- LED colour : 5000 K (white).
- Operating voltage : 12/24 V DC
- Power consumption : < 2.5 W (< 0.20 A @ 12 V / < 0.10 A @ 24 V).
- Operating temperature : -40 °C to 60 °C.
- Ingress protection rating : IP67 + sealed switch.
- Pre-wired with 120 mm marine cable.
- **ISO 8846** approved : ignition protected.

LED lighting



High quality lighting with a low electric consumption : these LED have been designed and manufactured for a variety of interior and exterior illumination applications (check Ingress Protection rating).

They are specifically intended for the demanding marine environment and are perfectly suited for all types of commercial and recreational applications.

- Long service life : operating time of over 10000 hours.
- Cost-effective : up to 10 times less consumption than any other conventional lamp.
- Very cool running providing safer installation.
- High vibration-resistance due to absence of filament.
- Corrosion-resistance.
- UV and impact resistant material.



Suitable for exterior use.



Hella ©

Hella marine

Multivolt(TM) technology for durability and safety.

- Possibility to connect the light to 12 or 24 V systems without modification and without impacting the illumination performance.
- Automatic compensation for low battery voltages and voltage drop.
- Reverse polarity and spike protection for enhanced durability even under severe voltage fluctuations.

LED
Multivolt



61928



61932

EuroLED® 95 :
Clips allow for instant, no-screws installation. Simple push on / pull out mounting



61929



61934

EuroLED® 115
with switch

LED downlights

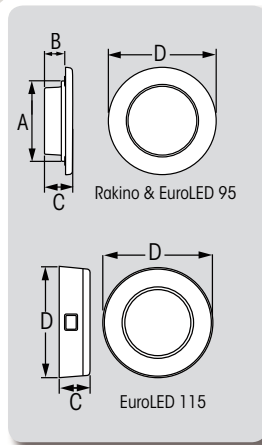
Ideally suitable for a variety of interior and exterior applications on board.

Generate a substantial power saving and provide a durable alternative to incandescent lighting.

These lamps spread a soft warm white light (3000 K colour temperature), equivalent to a 10 W light for Rakino models or 20 W for EuroLED® models.


Each lamp is a completely sealed and waterproof unit, UV-resistant and corrosionproof : a real maintenance free, «fit and forget» solution on board.

- UV-resistant, heavy duty acrylic lens.
- Colour temperature : 3000 K (warm white).
- Ingress protection rating : IP67.
- Pre-wired with 120 mm marine cable.



Model	Beam angle	Ref.	Flange	Mounting	Voltage	Power consumption	A	B	C	D	Weight
Rakino	Spread light	61928	White plastic	Flushmount	12 V DC	< 0.8 W < 0.07 A @ 12 V	50	18.5	27	75	45 g
		61929	Polished 316 st. steel	Flushmount	12 V DC	< 0.8 W < 0.07 A @ 12 V	50	18.5	27	72	45 g
Rakino	Spread light	61930	White plastic	Flushmount	12 V DC	< 0.8 W < 0.07 A @ 12 V	50	18.5	27	75	45 g
		61931	Polished 316 st. steel	Flushmount	12 V DC	< 0.8 W < 0.07 A @ 12 V	50	18.5	27	72	45 g
EuroLED® 95	Spread light	61932	White plastic	Flush-clipped (no screws : simple push on/pull out installation)	Multivolt™ 10-33 V DC	< 4 W < 0.33 A @ 12 V / < 0.17 A @ 24 V	72	28	37	95	150 g
EuroLED® 115 with switch	Spread light	61934	White plastic	Surface mounting	Multivolt™ 10-33 V DC	< 4W < 0.33 A @ 12 V / < 0.17 A @ 24 V	-	-	31.5	120	170 g

Dimensions in mm.



477642



476615

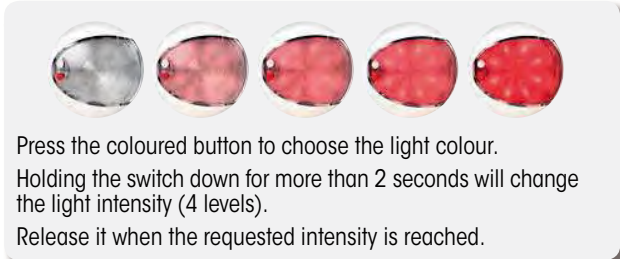
Tactile switch.



EuroLED® Touch lights with tactile switch

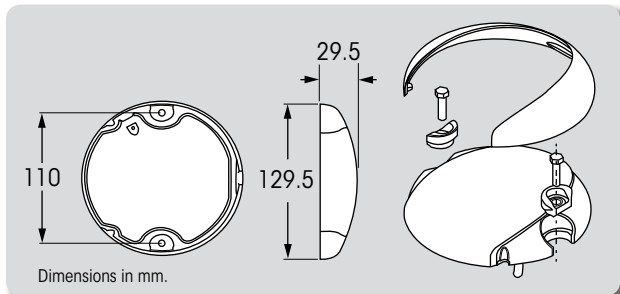
LED light operated with the latest tactile switching technology. Very simple : light intensity and colour is adjusted at your finger tips.

Model	Ref.
White-blue light	477642
White-red light	476615



Press the coloured button to choose the light colour. Holding the switch down for more than 2 seconds will change the light intensity (4 levels). Release it when the requested intensity is reached.

- Reinforced UV-resistant white acrylic casing.
- Light source : white, single LED / red & blue, multiple LEDs.
- Ingress protection rating : IP 6K6 6K7.
- Input power : white, 4 W (< 0.33 A @ 12 V), red & blue, less than 1.5 W (< 0.12 A @ 12 V).
- Service voltage : Multivolt™ 9-33V CC.
- Voltage protection : overload, reversed polarity, voltage spikes.
- Pre-wired with 2.5 m marine quality cable.
- Weight : 290 g.
- Compliant with **ISO 8846** (ignition protected).




Dimensions in mm.



477643

49456



477649
477650

Slimline LED courtesy lights

Slimline : only 13 mm mounting depth (round model).

Hella advanced lens technology provides a cool and even spread of soft light without glare or eye strain.

Low current draw generates a very low heat signature, which guarantees a safer installation into materials where the heat of traditional materials may cause damage. Each Slimline lamp is a completely sealed and waterproof unit, UV-resistant and corrosionproof : a real energy efficient and maintenance free "fit and forget" solution on board.

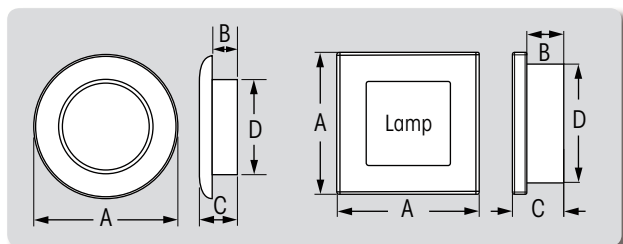
Model	Flange	Reference	Voltage	A	B	C	D	Weight
Square	Polished 316 st. steel	477643*	12 V	72 mm	13 mm	21 mm	50 mm	50 g
		477644*						
	White plastic	49456	12 V	75 mm	13 mm	21 mm	50 mm	50 g
Round	Chromed plastic**	477649*	12 V	60 mm	13 mm	22 mm	50 mm	50 g
		477650*						

** chromed plastic : not suitable for outdoor use.



* Includes a white spacer ring for surface mounting.

- Heavy duty acrylic lens, UV-resistant.
- Power consumption : < 0.5 W (< 0.04 A @ 12 V).
- Ingress protection rating : IP67.
- Flushmount.
- Pre-wired with 120 mm marine cable.



LED ceiling lights

Båtsystem

Protect your 12 V LED lights against power surges and spikes with the addition of a dimmer (64660) or a LED voltage stabilizer (64659), see page 479.



Surface mount Flushmount

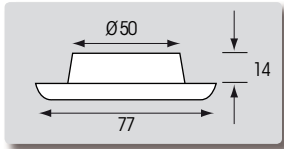
CRI : Colour Rendering Index

64617 64618



Nova ceiling light

12-LED lamp with mounting bracket.
Flush or surface mount.
8-30V. 2 W. 150 Lumen. CRI > 80.
IP54. Beam angle : 120°.

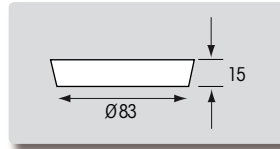


Model	Without switch	With switch
White	64617	60207
Chrome	64618	60208



Nova white & red

12-LED lamp with rocker switch.
Flush mount.
8-30 V. 2 W. 150 Lumen. CRI > 80.
IP54. Beam angle : 120°.

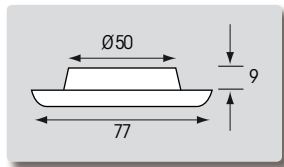


Model	Ref.
White	64619
Chrome	64620



Nova Touch ceiling light

12 LED light, flushmount.
Touch-dimmer function.
12 V. 1 W. 64 Lumen. CRI > 80. **IP66.**
Beam angle : 50°.



Model	Ref.
White	64621
Chrome	64622

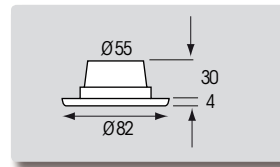
64623



64624

Pinto ceiling light

12 LED lamp, flushmount.
Large flat flange.
8-30 V. 2 W. 150 Lumen. CRI > 80.
IP21. Beam angle : 120°.

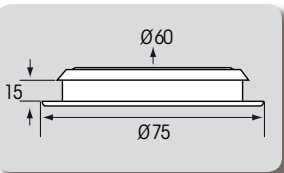


Model	Ref.
White	64623
Chrome	64624



Vega 75 ceiling light

12 LED light, flushmount (no screws).
8-30 V. 2 W. 150 Lumen. CRI > 80.
IP21. Beam angle : 120°.

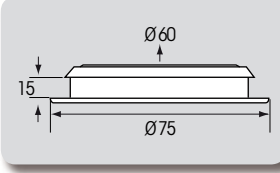


Model	Ref.
White	64625
Chrome	64626



Vega 75 Touch ceiling light

12 LED light, flushmount.
Touch-dimmer function.
12 V. 1 W. 64 Lumen. CRI > 80. **IP66.**
Beam angle : 50°.

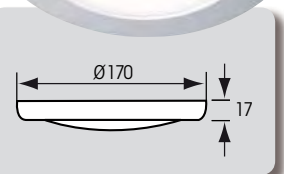


Model	Ref.
White	64627
Chrome	64628



Saturn ceiling light

12-LED lamp with rocker switch.
Surface mount.
12 V. 3.5 W. 210 Lumen. CRI : 94.
IP21. Beam angle : 120°.

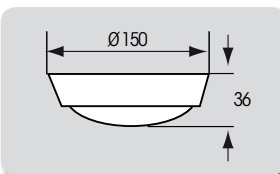


Model	Ref.
White	64629
Chrome	64630



Saturn Touch ceiling light

64631 : matt chrome
12-LED lamp. Surface mount.
Touch-dimmer function.
12 V. 3.5 W. 225 Lumen. CRI : 94.
IP21. Beam angle : 120°.

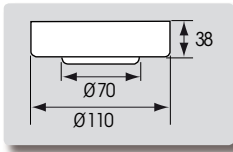




Sun ceiling light

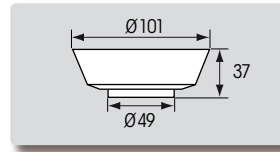
64632

12-LED lamp with rocker switch.
Surface mount.
8-30 V. 2 W. 150 Lumen. CRI > 80.
IP21. Beam angle : 120°.



Comet adjustable ceiling light

12-LED lamp with rocker switch. Surface mount.
8-30 V. 2 W. 150 Lumen.
CRI > 80. **IP21**.
Beam angle : 120°.



Model	Ref.
White	64633
Chrome	64634

LED spotlights

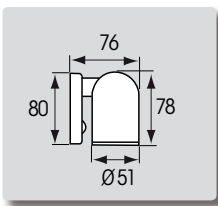
The Colour Rendering Index (CRI) is a scale from 0 to 100 percent indicating how accurate a "given" light source is at rendering colour when compared to a "reference" light source. Light sources with a CRI of 85 to 90 are considered good at colour rendering. Light sources with a CRI of 90 or higher are excellent at colour rendering.



Tube spotlight

Adjustable spotlight with rocker switch.
8-30 V. 1.2 W. 150 Lumen. CRI > 80.
IP21. Beam angle : 120°.

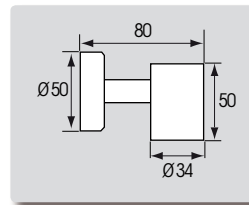
- **64635** : White
- **64636** : Chrome



Tube D1 spotlights

- with USB port : **66145**
- no USB port : **64637**

Adjustable spotlight with rocker switch.
Aluminium.
USB port : 5 V / 1 Amp.
12 V. 0.6 W. 60 Lumen. CRI > 80.
IP21. Beam angle : 120°.

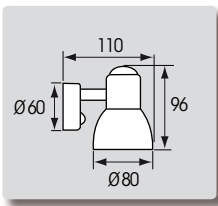


Protect your 12 V LED lights against power surges and spikes with the addition of a dimmer (64660) or a LED voltage stabilizer (64659), see page 501.

Classic spotlight

64639

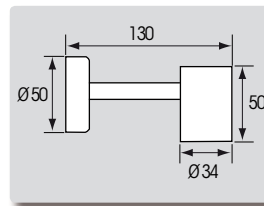
Adjustable spotlight with rocker switch. Brass colour.
8-30 V. 1.7 W. 140 Lumen. CRI > 80.
IP21. Beam angle : 120°.



Tube D1X spotlight

64638

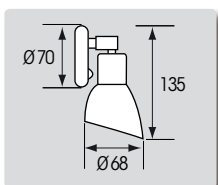
Adjustable spotlight with flexible arm and rocker switch. Aluminium.
12 V. 0.6 W. 60 Lumen. CRI > 80.
IP21. Beam angle : 120°.



Opal spotlight

Adjustable spotlight with rocker switch.
Metal base and glass shade.
8-30 V. 1.2 W. 80 Lumen. CRI > 80. **IP21**.

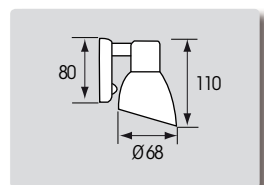
- **64641** : Brass + white glass
- **64642** : Chrome + white glass



Opal II spotlight

64643

Adjustable spotlight with rocker switch.
Base in matt silver plastic, shade in white plastic.
8-30 V. 1.2 W. 80 Lumen. CRI > 80. **IP21**.



Functional lighting



Use special bright functional LED lighting in areas that need to be lit up to a maximum, such as the engine room, cupboards, anchor lift compartments or deck lights.



LED Soft tube lamp

61148

Plastic body with switch, frosted glass.

Dimensions : 248 x 64 x 35 mm (L x W x H).

12 V. 0,9 W. 57 Lumen. CRI 94. **IP21**. Beam angle 120°.

Protect your 12 V LED lights against power surges and spikes with the addition of a dimmer (64660) or a LED voltage stabilizer (64659), see page 501.


U-Pro batten light

• U-Pro 230 : **64644**

• U-Pro 480 : **64645**

A flexible system built around an aluminium tube with integrated powerful LED lights. Ideal in the galley or the bathroom. Tube features a switch and can be rotated through 360°. Comes with several fixtures to accommodate most configurations.

IP21 protection rating.



Fittings included

Model	Ref.	Length	Ø	Volt	Watt	Lumen	CRI	Beam
U-Pro 230	64644	230 mm	20 mm	12	2.3	150	94	120°
U-Pro 480	64645	470 mm	20 mm	12	4.7	300	94	120°



U-Pro wardrobe batten light

64646

Wardrobe lighting : aluminium tube with a built-in powerful LED light. Turns on automatically when door opens (contactor included).

Comes with several mounting fixtures to accommodate most configurations.

Supplied in 500 mm length, can be shortened to 400 mm. Diameter 20 mm.

12 V, 2 W, 125 Lumen, CRI 94, 120° beam angle.

IP21 protection rating.



Fittings included



LED Profile D batten light


64647

Waterproof LED batten, comes in 500 mm length.

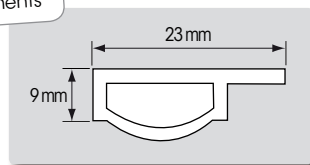
Can be screwed without affecting the waterproofness, or easily glued with self-adhesive tape (not included).

12 V, 4.8 W, 325 lumen, CRI 94, 120° beam.

IP66 protection rating.



IP 66 rated, ideal in technical closets or compartments



LED tapes

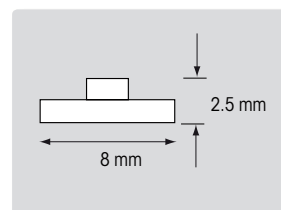
To create a feeling of space and volume, illuminate the edges of your cabin with LED tape, profiles or mini-sleeve : efficient diodes in adjustable lengths which combine low energy and cosy illumination.



LED tapes

White LED's on adhesive tape.

Model	LED Tape 300	LED Tape 600
Ref.	64648	64649
Length	5 metres. Can be cut* every 50 mm	5 metres. Can be cut* every 25 mm
Performance	12 V , 5 W/m, 350 lumen/m, CRI 94, 120° beam angle. IP21 ingress protection rate.	12 V , 8,5 W/m, 538 lumen/m, CRI 94, 120° beam angle. IP21 ingress protection rate.



*cutting points identified on tape.



Plastic profile for 300 & 600 LED tapes

64650

1 metre length.
Ideal when used in conjunction with LED tape : smart mounting that provides a more even light and protects the tape.
Easy to clean.

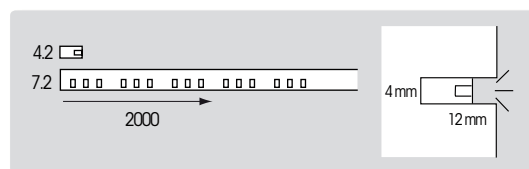
Protect your 12 V LED lights to voltage spikes using a dimmer (64660) or with a LED voltage stabilizer (64659), see page 479.



Mini Sleeve tape

64651

Ambiance lighting with white LED's.
Length 2 metres (tape can be cut).
12 V. 4.8 W/m. 160 Lumen/m.
IP65 protection rating (provided both ends are sealed).



Mahogany profile for Mini Sleeve tape

64652

1 metre length.
Smart mounting for Mini-Sleeve and LED tapes.
Smooth finish and elegant appearance.

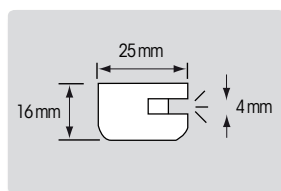


Chart table

Dimensions in mm.

The red light helps reading charts and instruments without affecting the natural eye-adjustment to night environment. Efficient light at chart table, dim light in the cabin to allow crew to doze or sleep comfortably.



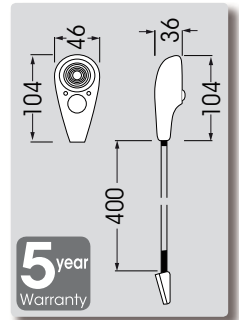
Integrated dimmer on **white/red light 61927** (rotary switch)

LED chart lights

- **477657** : White LED
- **61927** : Dual white/red LED

Hella Marine LED chart lights feature efficient lighting, significantly reduced power consumption and ultra long life. They are ideal for a variety of interior applications including chart table, navigation area lighting and adjustable reading lights.

- Current draw : < 2 W (< 0.16 A @ 12 V).
- Cool surface safe to the touch.
- ON/OFF switch built into the head for easy operation.
- Multivolt™ electronics provide consistent illumination and circuit protection across a range of inputs from 9-31V DC.
- Highly shock and vibration resistant.
- Pre-wired with 12 cm cable.
- Protection rating : **IP53**.



Protect your 12 V LED lights against power surges and spikes with the addition of a dimmer (64660) or a LED voltage stabilizer (64659), see page 479.

Black model : 64615

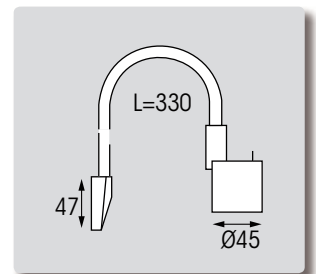
Kurs LED cabin lights

- **64615** : Black – White/ Red LED
- **64616** : Silver – White/ Red LED

Chart lights spreading white or red beam. Flexible arm, adjustable in all positions. Integrated switch.

Available in black or silver colour.

- Power : **12 V** – 1.3 W.
- Protection rating : **IP21**.
- Lumen : 70.
- Color Rendering Index (CRI) : >80.
- Beam angle : 50 °.
- Swivel arm length : 330 mm.



Courtesy light

With steplights and deck spots, create a welcoming atmosphere on deck and facilitate confident circulation of your crew by night.



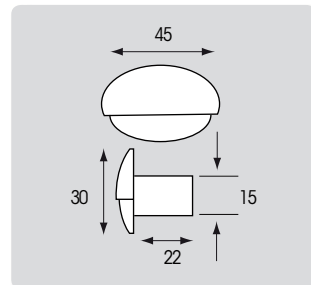

Protect your 12 V LED lights against power surges and spikes with the addition of a dimmer (64660) or a LED voltage stabilizer (64659), see page 479.



Steplight

IP66 ingress protection rating : suitable for use indoor and outdoor. LED lamp, **12 Volt**, 0.25 Watt. 60° beam angle.

	White light	Blue light
White	64653	64655
Chromed	64654	64656

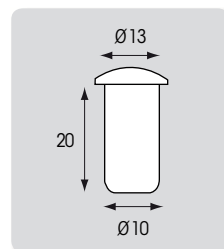


Dot Opal spotlight

64657
IP66 ingress protection rating : suitable for use indoor and outdoor. LED lamp, white light. **12 Volt**, 0.15 Watt. 60° beam angle.



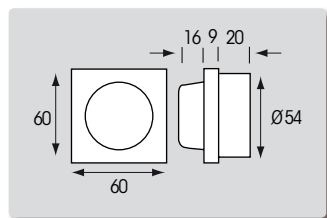
Add a personal touch to your boat, using dots on deck.



Dimmers/switches/sockets

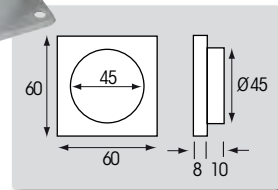


Dimensions in mm.



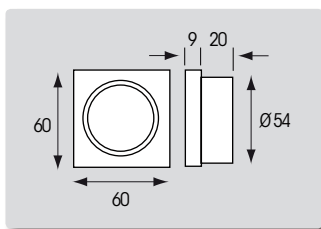
Twilight dimmer
64660

Dimmer for LED. White colour. Rotating switch.
Input : 8-30 V, output : 12 V. Max. current : 24 W - 2 Amp.
IP21 protection rating.



Neptune dimmer
64661

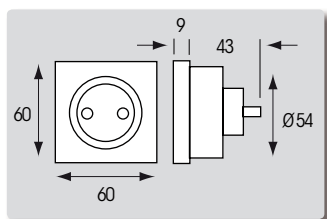
Dimmer for LED/ Halogen. White colour.
Light intensity varies as you press button successively.
Input : 8-30 V, output : 12 V. Max. current : 100 W - 8 Amp.
IP21 protection rating.



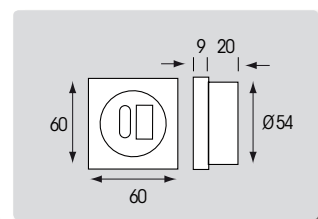
Single switch
• White : **64662**
• Chrome : **64663**



Double switch
• White : **64664**
• Chrome : **64665**



230 V socket
• White : **64666**



USB socket
• White : **64667**
Input 12-30 V, output 5 V. 2 Amp.

Voltage stabilizer



LED Voltage stabilizer
64659

LED lights are sensitive to voltage spikes and should not be exposed to voltage over 12.5 V .
The stabilizer protects the system and equipment from these occurrences and also enables you to have a 12 V system within your 24 V system.
• Recommended for use with 6 lamps.
• Input : 12-30 Volt
• Output : 6 - 12.5 Watt
• Max. current : 6 Amp
• IP21 protection rating












LED light bulbs

Ideal to convert halogen lighting into LED lighting.
Compatible with a dimmer. Colour temperature : 3000 Kelvin.

Halogen bulbs :
visit www.plastimo.com



LED light bulbs

	Model	Ref.	Volt	Watt	Lumen	CRI	Dim.	Use/ Halogen equivalent
	G4 back 6-diode	64668	8-30 V	1.3 W	110	> 80	Ø 30 mm	Ambient lighting. Equivalent to 8 W halogen. Replaces all 8 W halogen bulbs, among which Båtsystem models Classic/Bayspot.
	G4 back 10-diode	64669	8-30 V	1.7 W	140	> 80	Ø 30 mm	Functional lighting. Ideal with dimmer. Equivalent to 16-17 W halogen. Replaces all 16-17 W halogen bulbs, among which Båtsystem models Classic/Bayspot.
	G4 lateral 6-diode	64670	8-30 V	1.3 W	110	> 80	Ø 30 mm	Ambient lighting. Equivalent to 8 W halogen. Replaces all 8 W halogen bulbs, among which Båtsystem models Nova/Pinto/Corona.
	G4 lateral 10-diode	64671	8-30 V	1.7 W	140	> 80	Ø 30 mm	Functional lighting. Ideal with dimmer. Equivalent to 16-17 W halogen. Replaces all 16-17 W halogen bulbs, among which Båtsystem models Nova/Pinto/Corona.
	G4 360° 15-diode	64672	8-30 V	1.2 W	80	> 80	-	Omnidirectional lighting. Equivalent to 7 W halogen. Replaces all 7 W halogen bulbs, among which Båtsystem models Opal/Martini/Frost.
	BAY15D 15-diode	64673	8-30 V	2.4 W	180	> 80	-	Equivalent to 15 W halogen.
	BA15S 16-diode	64674	8-30 V	0.7 W	60	> 80	-	Equivalent to 8 W halogen.
	94BA15D 16-diode	64994	8-30 V	0.7 W	60	> 80	-	Equivalent to 8 W halogen.
	Festoon 3-diode	64675	8-30 V	0.7 W	50	> 80	37 mm	Equivalent to 5 W halogen.
	Festoon 6-diode	64676	8-30 V	1.5 W	100	> 80	42 mm	Equivalent to 10 W halogen.
	Festoon 6-diode	64677	8-30 V	0.5 W	40	> 80	42 mm	Equivalent to 5 W halogen.



Water sports

AIRHEAD

Kneeboard



Wake Shaker Kneeboard 63984

For riders of all levels.

- Massive rocker, beveled edges and unique bottom shape for a smooth and fluid ride. It enables a quick learning to turns and spins.
- Comfortable thanks to its ergonomic pad. Restraint Velcro strap provides good position onto the board. direct access to the rope handle.
- Dimensions : 1.30 m x 0.50 m



EZ UP hook for easy, effortless starts and direct access to the rope handle.



Wakeboards



For junior riders up to 58 kg.

Shred-time wakeboard pack 65425

Pack containing :

- A light Shred-time board, 124 cm length. Continuous rocker for a fast ride, smooth pop and landing. 2 removable fiberglass reinforced nylon fins provide excellent tracking and carving.
- **Clutch** bindings : easy to put them on, easy adjustment with lace-up and velcro strip system. Comfortable, they provide good foot and toe support for more support into turns. Size : from 36 to 41.



Model designed for intermediate to expert riders weighting up to 78 kg.

Fluid wakeboard pack 65426

Pack containing :

- A Fluid 134 cm length board. Continuous rocker for a speed ride, smooth pop and landing. 6 fin dual thruster set up. 2 removable center fins provide tracking and 4 side fins to provide extra edge hold and loose feel in neutral position.
- **Clutch** bindings : precise adjustment guaranteed by the double lace-up system. 5 pairs of lace eyelets and adjustable toe strap. The mounting surface is reinforced with aluminium plates for more solidity. Size : from 42 to 45.

Water skis



Breakthru junior skis 63972

Model especially designed for children up to 45 kg. Feature a parabolic side cut and tapered tail for quick learning. Fitted with removable stabilizer bar and tail ties between skis to help the child start and get out of water easily and keep stable while riding.
Ski length : 120 cm
Rope and fiberglass reinforced nylon rudder included.
Comfortable and adjustable bindings
Size : 29 to 36 (European size).



AIRHEAD

Plastimo strongly recommends to wear a lifejacket when practising a fun watersport. See page 38.

1300 Combo water skis 63973

Ideal for all skiers who expect a stable ride that enables them to develop their skills. Composite construction and fiberglass reinforced polyamide fins. The tunnel shaped bottom, wide tail and mild rocker provide the perfect ratio between control and stability to ensure quick progress.
Length of skis : 170 cm
Adjustable reinforced bindings.
Size : 36 to 46 (European size).

Ropes and rudders

For wakeboards, skis and kneeboard.
UV-treated 16-strand rope.
All models include a rope keeper.



Ref	Length	Features
A 63989	1 section 22, 50 m	Aluminium core handle and grip.
B 63990	3 sections 14 m, 17 m, 20 m	38 cm head turning. Floating aluminium core handle covered with comfortable EVA grip.
C 63991	3 sections 14 m, 18 m, 23 m	Ergonomic shape handle with aluminium core covered with comfortable EVA grip.



Ski/wakeboard pole 400030

Polished St. steel.
Ø 40 mm, height 120 cm.
Supplied with brass socket and ring ext. Ø 50 mm.

Ski tow eyes

To be mounted on the transom for a quick and easy connection of the ski rope.



304 st. steel 16958

Ø : 63 mm. Overall height : 113 mm.
Oarlock Ø : 9 mm.
St. steel threaded rod : 78 mm.



Chromed brass 400417

Ø : 20 mm. 95 x 45 x 38 mm.

Snap hooks

316 st. steel quick release snap hook. Compulsory for the practice of water-skiing and wakeboard. Not suitable for kitesurfing.
SWL* : 150 kg. Break load : 800 kg.



411045

Homolog :
R.I.N.A. certified.



31452

* SWL : Safe Working Load.



Ski ropes

Braided polyethylene Ø 7 mm, anti-UV treated. Break load : 600 kg.

- Orange : **16981**
- Yellow : **31354**

Length 100 m.

Towable tubes

AIRHEAD

Common features

- Heavy-duty PVC bladder wrapped in a double stitched 840-denier polyamide cover.
- Fitted with the "Kwik-Connect" system for fast and secure hook-ups.
- Boston valve for quick inflating and deflating.



Transformer 3 towable tube

63983

3 tubes in one ! 3 possible combinations : deck-deck-deck, cockpit-deck-cockpit or cockpit-deck-deck. The center rider is automatically in deck mode and the outside riders can choose their position. To transform the tube in cockpit mode, simply remove the inflatable inserts and roll up the deck pads.

- 10 Polyamide-covered handles with neoprene knuckle guards for a sure and comfortable grip.
- Dimensions (deflated) : 284 x 233 cm.



Hot Dog towable tube

63982

Banana type inflatable tube for 3 riders maximum.



- 3 Polyamide-covered handles with neoprene knuckle guards for a sure and comfortable grip.
- 3 neoprene seat pads for comfort and good position on the tube.
- Dimensions (deflated) : 260 x 120 cm.



Griffin 2 towable tube

66343

Flat tube with U-shaped sides for 2 riders.

- 4 polyamide-covered handles with neoprene knuckle guards for a sure and comfortable grip
- Boston valve for quick inflating and deflating.
- 2 oversized neoprene pad are located on the elbow and knee positions for more comfort and protection.
- Dimension (deflated) : 200 x 170 cm.



Slash II towable tube

63979

Maximum sensations wait for riders !

- 4 polyamide-covered handles with neoprene knuckle guards for a sure and comfortable grip.
- Plastic fins sewn on the cover enable the riders to steer the tube into the wanted direction and to do carving.
- Front has been raised. Easy to re-board with the open back design.
- Dimensions (deflated): 147 x 122 cm.



Slice Round towable tube

65427

Round low profile tube for 2 riders.
4 nylon handles.

- Knee pad in non-slip neoprene.
- Tapered construction makes it easy to climb on from the water.
- Dimensions (deflated) : 147 cm.



Blast round towable tube

63977

- Heavy-duty PVC bladder with double stitched polyamide outside cover with reinforced internal tow harness.
- Self draining floor vent.
- Diameter (deflated): 137 cm.



Common features for Blast & Rebel models

- 4 polyamide-covered handles with neoprene knuckle guards for a sure and comfortable grip.
- Boston valve for quick inflating and deflating.



Rebel round towable tube pack

63978

- This pack contains : a deck towable tube for a single rider, a 12V portable pump for quick inflation, a color-matched 16-strand tow-rope.
- Heavy-duty PVC bladder with polyamide double-stitched outside cover for added durability.
 - Dimensions (deflated) : 137 cm.

Accessories

Tow harness **64259**

Heavy duty harness with 2200 kg tensile strength hooks. Perfect for pulling skiers, wakeboarders, kneeboarders and up to 4-rider towables.

- Easy and secure fastening device thanks to both stainless steel hooks.
- 15 cm float keeps the tow harness afloat, away from the propeller.
- 360 cm long to fit larger boats.

HEAVY DUTY



2-m orange pennant **25599**

In most European countries, **pneumatic towed crafts** are subject to a specific regulation. A majority of countries require a quick release device on the tube, and have made it compulsory for the towing boat to fly a 2m bright orange pennant, giving clear evidence that a pneumatic craft is towed.

Rope for tubes

Rope keeper is included.



A



B



C

Ref.	Length	Features	Traction resistance
A 63985	15 m	With a 15.6 cm loop at each end. Compatible with 1 rider towable tubes.	680 kg
B 63987	18 m	Rope with a 15.6 cm loop at each end. Compatible with 1-2 rider towable tubes.	1077 kg
C 63988	18 m	16-strand heavy-duty rope with a 15.6 cm loop at each end. Compatible with 3-4 rider towable tubes.	1882 kg



Repair kit for towables **64252**

Permanent, flexible, watertight repair kit for neoprene wetsuits, inflatable rings, air beds, shoes and other neoprene, rubber, nylon, leather, PVC, PU and most plastic products.

Watersports towers



6063-TE aluminium,
aeronautical grade



HS1 sportstower by Monster Tower

The ultimate in watersports towers : construction combines 6063-TE aluminium tubing and cast mounting bases.

HS1 is a superior product, providing excellent pulling power and a factory installed appearance.

Fully collapsible : captive quick release knobs allow for ultra quick folding.

In addition to its sturdiness, HS1 tower gives your boat an awesome look.

For boat size	Description	Ref.	Model	Warranty	Code
Length 4.80 m and more. Width 1.93 to 2.43 m	2-bar top for accessories	65725	HS1, glossy black aluminium	5 years	SOT504
		65754	HS1, natural silver aluminium	5 years	SOT500

Accessories not included, except 360° navigation light (2 NM visibility, COLREG 72).



Folds aft without tools, ideal under an awning or to fit into a garage or a boat house for wintering.

- Polished anodized 6063-TE aluminium (aeronautical grade) :
Ø 64 mm (2,5") on top bar, Ø 57 mm on front leg, Ø 48 mm on back leg.
- Quality finish for durability, backed up by a **5-year warranty**.
- Engineered to easily mount on top of gunwales, requiring a 400 x 64 mm unobstructed flat surface.
- Headroom : 1.10m (from cast base to bottom of top bar, need to add cockpit depth).
- Dual top bar for additional strength and accessory mounts.
- 360° navigation light included (2 NM visibility, COLREG 72).
- Pre-drilled concealed wiring holes for lights, speakers, etc.
- **Fully collapsible** : folds aft without tools, simply with the captive quick-release knobs.
- Easy DIY or professional installation.
- Completely silent.

5 year
Warranty

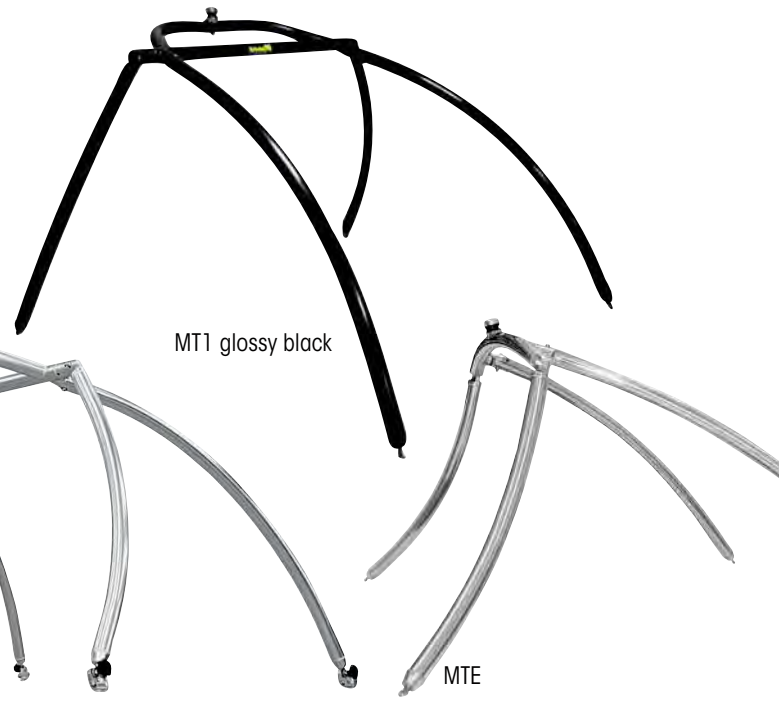
So much more fun for you and your guests!
In addition, the HS1 Monster Tower not only gives your boat an awesome look, it also potentially increases its value.

When selecting accessories, please check our "tube diameter" document on plastimo.com





Easily folds down to fit into a garage or a boat house for wintering.



MTK, MT1 & MTE sportstowers

Superior watersports towers for the perfect set-up on board of wakeboards, water skis, mirror, speakers, bimini-tops...

- Towers in polished anodized aluminium tubing Ø 64 mm (2.5") : the largest Ø on the market to support multiple accessories.
- Universal mounting ; fits virtually any trailerable boat.
- Quality finish for durability, backed up by a 5-year warranty.

For boat size	Description	Ref.	Model	Warranty	Code
Length above 4.80 m Width 1.82 to 2.60 m	Forward raked tower. 2-bar top for accessory mounts.	64197	MTK, glossy black aluminium	5 years	SOT407
	360° navigation light included (2NM visibility, COLREG 72)	65013	MTK, stealth black aluminium	5 years	SOT409
		64196	MTK, natural colour aluminium	5 years	SOT405
	2-bar top for accessory mounts	64961	MT1, glossy black aluminium	5 years	SOT101
Max length 4.80 m. Width 1.52 to 2.60 m		64195	MT1, natural colour aluminium	5 years	SOT100
	1-bar top for accessory mounts	64194	MTE, natural colour aluminium	2 years	SOT301

Accessories Monster Tower

WAKEBOARD TOWERS & ACCESSORIES

- Clamps for Monster Tower accessories **65015**

Aluminium, Ø 2.5".
Ideal for HS1. Also allows to combine towers and accessories of different brands or diameters, jointly with 2 universal kits (ref. 64200 x 2).



- Diamond-shape holder **66012**
For wakeboard rack. Suitable for all brands.



- Boat cover suspension system **65017**
For wintering and to avoid standing water on your boat's mooring cover.



- Articulated bracket **64962**



- St. steel quick release knobs **65988**
Suitable for MTK, MT1 and MTE bars.



Bimini-tops



Bimini-top for HS1 sportstowers

Designed to mount over the HS1 wakeboard tower, affords optimum headroom.

- Polished anodized aluminium tubing and black nylon hardware.
- Solid black Sunbrella® fabric, rotproof and UV-treated : 10-year warranty on fabric.

Mounts on the front tubing of HS1 tower and provides shade to protect driver and spotter.

Folds along the tower main frame when not in use. Supplied with storage sleeve for folded down bimini.


Bimini

- Mounts instantly on the rear legs of the MonsterTower.
- Deploys or folds out of the way when not in use.
- Solid black Sunbrella® fabric. Rotproof and UV-treated : 10-year warranty on fabric.
- Polished and anodized tubing with black nylon hardware.
- Includes a black Sunbrella® matching boot for storage.

Model	Ref.	Dimensions	Code
For MTK towers (64197, 65013, 64196)	64201	183 x 183 cm	BIM-MTK
For MT1 towers (64961, 64195)	64216	165 x 157 cm	BIM-MT1
For MTE tower (64194)	64215	163 x 163 cm	BIM-MTE



Model – Bimini HS1	Ref.	Code
Small* : 193-208 cm	66142	BIM-HS1-S
Medium* : 210-224 cm	66143	BIM-HS1-M
Large* : 226-244 cm	66144	BIM-HS1-L



***Which bimini size for my boat ?**
Measure from centre-of-gunnel to centre-of-gunnel across the width of your boat, just behind the windshield.



Mirrors



Windshild mount mirror

65016

Panoramic mirror (15 x 36 cm) for perfect view of skier or rider : enhances the safety of your watersports activities. Adjustable carbon fibre mount that clamps to your boat's windshield frame.

Adapters included to fit almost any windshield.

Ideally suitable for HS-1 and MTK towers.



Mirror for tower mount

64199

Mounted on adjustable arm, easily, positioned for perfect view of rider or skier. Polished aluminium frame.

Tower mounting position combined with large size mirror (18 x 36 cm) make it easier to watch rider/skier.

On Monster Tower tubing Ø 64 mm (2" ½). Adapts to any other tube Ø with the addition of collar insert.

Ideally suitable for MT1 and MTE towers.

Equipped with quick-release system for removal in seconds for storage while arm remains on boat.



Quick release :
removable without tools.

Wakeboard & ski racks

4 rack models to store safely your wakeboard, surf or water skis on board.

Equipped with a quick release mounting system to remove the rack without tools for security purposes, when trailering or when docking in a tight slip.


Racks are instantly compatible with MTK, MT1 and MTE bars.
If mounting on a HS-1 bar or on a tower of different brand or diameter, the addition of a collar insert kit is required (ref. 64200).

- Stylish and durable : forks in 6063 brushed anodized aluminium, holding bracket in 303 stainless steel.
- Rubber bumper to protect boat and boards.
- UV-resistant shock cords holds boards safely in place.

Rack model	Ref.	Colour finish	Fork width	Code
Wakeboard	64198	Brushed aluminium	38 mm	WBRBA-2.5
	64508	Brushed aluminium, black coated	38 mm	WBRBK-2.5
Wake / surfboard combo	64429	Brushed aluminium	38 mm & 70 mm. 2 wakeboards or 1 wake + 1 surfboard.	SWR-2.5
	65679	Brushed aluminium, black coated		SWR-BK 2.5
Water ski	64432	Brushed aluminium	38 mm. 1 pair of combos or 2 slalom skis.	WSR-2.5

For an uncluttered and efficient storage in your garage or garden shed : try our wall mount holder. Wakeboard or ski racks can be taken down instantly and secured easily on the wall mount holder. Whether on the water or at home, your boards will always be safely stored.

Wall mount holder 64433



All racks come with a 64 mm (2" 1/2) Ø mounting clamp to fit Monster Tower® bars specifically. To install racks on a different bar Ø please order a kit of universal collar inserts.

- Kit of 6 collar inserts
64200



From 1" 5/8 to 2" (41 to 63 mm)



Sold by the pair


18 W LED spotlights 65014

Super bright 18 W LED lights. Casing in black polished anodized aluminium. Fits any watersports tower with tubing Ø 38 to 64 mm (1" 1/2 to 2" 1/2).

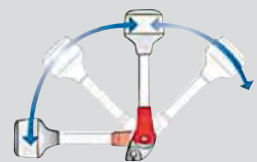
- Input voltage : 10-30 V dc.
- 6 x 3 LEDs on each spotlight.
- Consumption : 1.3 Amp on 12 V / 0.6 Amp on 24 V.

Instantly compatible with MTK, MT1 and MTE bars. If mounting on a HS-1 or a different diameter or brand, the addition of 2 collar kits is required (ref. 64200, 1 kit per spotlight).

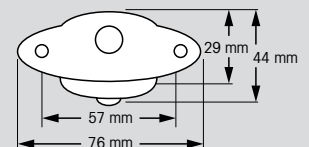
Spotlights provide extra comfort and visibility around the boat : they are no substitute for mandatory navigation lights and are not intended for night time riding.



64435



Compatible with MT1 (64961 & 64195) and MTE (64194) bars.



360° white light 64435

White light on pole, horizontal or vertical mount with screw-on plate (included). 2 NM visibility, rated for 50.000 hours. Easily wire into existing system. Total height light + pole : 20 cm. Light Ø 5 cm. Articulated base allows pole to fold down laterally when not in use.

Stay tuned !

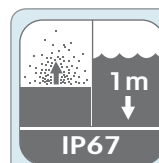


66317



66318

	STEALTH 6 6 speakers	STEALTH 10 10 speakers
Reference	66317	66318
	Plug & Play, integrated Bluetooth, Class D amplifier	
Performance features	12 V – Ampli 200 W 40 Hz – 20 kHz 4 drivers 3" 2 titanium tweeters 1"	12 V – Ampli 300 W 40 Hz – 20 kHz 8 drivers 3" 2 titanium tweeters 1"
Physical specs	IP67 aluminium housing	
Dimensions	• 525 x 94 x 100 mm (L x H x D) • Weight 6 kg	• 855 x 94 x 100 mm (L x H x D) • Weight 9 kg
Supplied with	L brackets and top mount brackets. Wireless remote control for full control from steering wheel cradle.	



IP67 protection rating :
Protected against dust and water submersion at 1 m.
(IP : Ingress Protection)

Stealth HD soundbars

High performance Plug & Play system combining excellent powerful sound performance with the practical mobile Bluetooth technology : direct from your smartphone playlist.
Soundbar comes in 2 versions : 6 or 10 speakers.

Options

Clamps for Stealth soundbars
• 2.5" clamp : **66319**
• Universal clamp : **66320**



Speakers

Awesome look and fantastic sound on board.



- Sealed speakers with coaxial drivers.
- 100 W RMS, 300 W peak power handling.
- Polished anodized or black aluminium can, black grilles.
- Instant installation on the tower top bar : clamp Ø 64 mm (2" 1/2) is designed to fit perfectly all Monster Tower bars.
- Double barrel models : speakers swivel and can be removed for storage and trailering.

Mounting & compatibility :

All speakers come with a 64 mm (2" 1/2) Ø int. mounting clamp to fit instantly on MTK, MT1 and MTE bars.

To mount on a HS-1 bar, a kit of universal collar inserts ref. 64200 is necessary.

Mounting a pair of speakers requires 2 kits ref. 64200. The installation on a bar of different brand or diameter also requires the addition of kit ref. 64200.



- Gold plated terminals
- Rubber washers for sealed enclosure
- 4 Ohm impedance
- 92 dB sensitivity (1 Watt to 1 metre)
- 40 Hz to 22 kHz frequency response
- Weight : Single 2.5 kg each – 5.4 kg per pair
Double 5 kg each – 8.160 kg per pair

Model	Ref.	Mounting	Sold by	Code
SINGLE chrome	64214	Fixed speakers	Pair (2 speakers)	PLK-SG-CR
SINGLE black	64202	Fixed speakers	Pair (2 speakers)	PLK-SG-BK
DOUBLE chrome	64436	Swivelling & removable	Pair (4 speakers)	PLK-DB-CR
DOUBLE black	64437	Swivelling & removable	Pair (4 speakers)	PLK-DB-BK

Tow bar



Tow bar for wakeboarding, water skiing and fun tubing.

- Mounts directly on any outboard engine, with no need to take down the engine.
- Tow rope is attached to the EZPulley[®] that runs smoothly around the motor cowl.
- Pull force is exerted from the engine : provides more directional stability and contributes to a straight path and constant speed (also means reduced fuel consumption).

Driving with a steady course is easier and more comfortable and provides the skier or wakeboarder a smoother and safer ride.



- Pull force enhanced by at least 20 HP.
- Fuel saving.
- Protects the engine
- Tow rope positioned well above the wave.
- Auto-trim, adjustable in height



Complete TurboSwing[®] kit includes :

1 TurboSwing[®] tow bar, 2 swivelling bases, EZPulley[®], protection stripe for base, snap hooks and screws with washers and caps.

Outboard motor	Ref.	Model
30-40 HP	64427	TurboSwing [®] XM
30-140 HP	64191	TurboSwing [®] XL
100-250 HP	64192	TurboSwing [®] XXL
150-350 HP	64206	TurboSwing [®] Giant
30-140 HP	64430	TurboSwing [®] XL Twin (2 engines)
100-250 HP	64428	TurboSwing [®] XXL Twin (2 engines)
150-350 HP	64431	TurboSwing [®] Giant Twin (2 engines)



Accessory

EZ Pulley[®]
64193
(additional)



T-Top



5 year
Warranty



T-Top Pro

Premium quality 6061 T6 aluminium structure, polished and anodized. Fits any center console from 60 to 130 cm. Folds down instantly without tools : ideal for dry stack or garage storage. Sunbrella® acrylic canvas, the iconic fabric in terms of weather protection and durability.

And so much more to enjoy with the multiple storage possibilities provided by bespoke accessories.

T-Top Pro

Polished bright dipped aluminium : 67015*

Off-white powder coated aluminium : 67016*

* T-Top tubing structure alone.

You need to add the shading canvas top and choose your favourite colour.


- Fits any center console from 60 to 130 cm.
- Folds down twice (2 articulations) : very compact once folded down.
- Support structure in Ø 57 mm premium aluminium : strong legs + lateral bars contribute to overall rigidity and sturdiness.
- Optimal weather protection : 3.25 m² canvas top, 1.57 m wide.

Accessories :
see following page

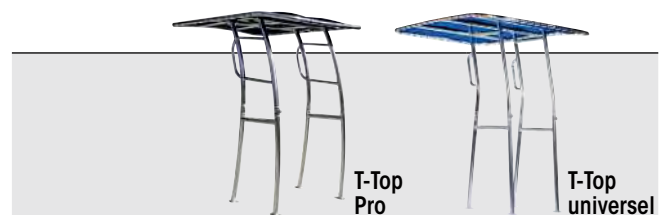
Shading canvas for T-Top Pro

Sunbrella® acrylic fabric provides efficient weather protection and unmatched durability.

Colour	Ref.
Black	67019
Pacific blue	67020
Navy blue	67021
Jockey red	67022
Burgundy red	67023
Forrest green	67024
Sunflower yellow	67025
Turquoise blue	67026
Cadet grey	67027



Most compact once folded down :
1st articulation at console height,
2nd articulation in canvas top rack. With no need for tooling, you adapt your boat to garage storage or dry stack height.



Side support Ø	57 mm	48 mm
Canopy support rack Ø	48 mm	48 mm
Grab handles Ø	32 mm	32 mm
Canopy	3.25 m ² Sunbrella®, choice of 9 colours	3.06 m ²
Folding capability	Folds twice	
Overall height	2.14 m	2.05 m
Canopy top width	1.57 m	1.52 m
Weight including canopy	63 kg	45 kg
Footprint and additional dimensions :	see www.plastimo.com	

Universal T-Top

5 year
Warranty



You need to order the T-Top tubing structure AND the shading canvas top which you will choose in your favourite colour.



Universal folding T-Top

66230

Ø 48 mm polished and anodized aluminium tubing structure.

- Fits any center console boat with a console 60 to 130 cm wide.
- Folds down without tools for dry stack or garage storage, trailering or low bridge clearance. Can be easily installed by a do-it-yourselfer or by a refit yard.
- Integral grab handles port and starboard provide a comfortable grip. Lateral support bars for extra strength.
- Guaranteed strong, stiff and silent.
- Additional storage capabilities with optional accessories.
- Weight : 45 kg (includes metal frame and canvas-top).
- Top length x width 2.03 m x 1.52 m / Headroom : 2 m.
- Footprint and additional dimensions : on www.plastimo.com

Shading canvas for T-Top

Sunbrella® acrylic fabric provides efficient weather protection.

Colour	Reference
Black	66244
Pacific blue	66245
Navy blue	66246
Jockey red	66247
Burgundy red	66248
Forrest green	66249
Sunflower yellow	66250
Turquoise blue	66251
Cadet grey	66252



Options



Quick release knobs :

66231

Replace bolts for fastest fold down process. Delrin and stainless steel construction. 2 x 4 knobs recommended for each T-Top.



Stabilizer bar for T-Top : 66232

Adds extra stability, also works as a grab handle. Install high or low, on front legs or rear legs. Polished anodized tubing.



Adjustable fishing rod holder

• Aluminium natural colour : **66233**

• Aluminium white satin finish : **67098**

Ø 48 mm polished and bright anodized 6063-T6 aluminium. Swivel mount and rotating clamp design gives you the freedom to position your rods at any angle you wish.



Electronics box

66237


Lockable waterproof fiberglass housing to keep your electronics secure and dry.



A



B



C

LED lights

Ref.	Model	Description
A 66238	360° LED navigation light	2 NM visibility. IMO COLREG 72. 12 Volt, 13 Amp draw.
B 66239	LED spreader light	Durable and bright : 1530 lumen. Aluminium housing, 15.3 cm wide. Installation recommended with mounting bracket ref. 66236.
C 66240	Spot and flood LED combo light	Very powerful : 10.800 lumen. Aluminium housing, 54.6 cm wide. Can be mounted directly to T-Top. St. steel brackets and screws.

Storage bag

66242

Storage area 90 x 45 x 15 cm, ideal for storing lifejackets. Ventilated so that contents inside does not mould or mildew. Several pockets for additional storage.



Storage package

66243

Essential holders to keep boat clean and tidy. 2 beverage holders (keep drinks cold) + 2 pole pockets + 1 trash tote bag.

Antenna brackets



A



B



C

Ref.	Model	Description
A 66234	UHF antenna bracket	No drilling necessary. Mounts easily to T-Top frame.
B 66235	Folding antenna mounting plate	Holes compatible with most folding antenna mounts. Swivels to be used on front, rear or sides of T-Top.
C 66236	Universal antenna bracket	Ideal to use with round base antennas. Also works great with navigation light or spreader light.

Leaning posts

Any experienced boat angler knows that a leaning post is much more comfortable and efficient than a regular seat at the helm : it allows you to run the boat from both standing and sitting positions and lets you slide easily from behind the helm into the fishing action.

A leaning post can also support a number of accessories that are helpful for anglers to have accessible at all times.



Leaning post


Fishmaster, the specialist of high-end T-Top, proposes a leaning post in 6061-T6 aluminium, heat-treated to ensure maximum strength and corrosion-resistance while also providing a radiant finish.

- Very sturdy framework constructed in Ø 48.2 mm marine grade aluminium tube. ABYC-H31* compliant.
- Folding foot-rest.
- Seat : Heavy duty marine grade vinyl, tested to ASTM G21 specifications for mildew and UV resistance. Comfort is provided by closed cell foam, 69 mm thick in the centre, increased to 100 mm on the sides just like an automotive seat. Designed with waterfall front contoured edge so that seat is never soaked.
- 4 st. steel T-nuts included, to bolt the seat to the framework.
- 3 welded-in rod holders, 228 mm high, int. Ø 45 mm.
- Footprint : 942 x 406 mm
- Weight : 20.4 kg.

Simple installation : all you need is a drill and a screwdriver.

3 year
Warranty

* American Boat & Yacht Council H-31 : standard related to the construction and the installation of fixed seats on board (cockpit, deck and helm).



Creates space for Igloo 72 cooler ref. 11782 or comparable ice chest, 810 mm wide maximum.

Framework	Upholstery	Ref.	Code
Black matt aluminium	Black seat	65032	SOF250C-B
Off-white powder coated aluminium	White seat	67017	SOF250B-W

Leaning post with rigid tray 477660

Dimensions : 838 x 685 x 990 mm
(H x D x W).



Leaning post with flexible tray 477659

Dimensions : 838 x 685 x 990 mm
(H x D x W).



Leaning post kit ready to be mounted on your boat : can be used both as a pilot seat and a fishing bench with incorporated fishing rod holders.

- Small footprint (381 x 889 mm) allows installation at the stern of almost any open dayboat.
- Pivoting seat with storage drawer for fishing array.
- Adjustable foot rest.
- Accepts an ice-chest.
- Manufactured from anodised aluminium for lightweight.

Option



Back rest : 477661

Suitable for leaning posts 477659 and 477660.

Stands in the fishing rod holders.



Leaning post 66217

High-strength aluminum frame. Foam padding covered in heavy-duty marine vinyl. Easy to install.
Dim. : 990 x 890 x 510 mm (L x H x D).
White colour.

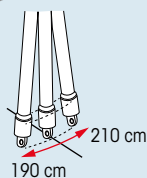


LIFETIME
Warranty

TESSILMARE

Bimini tops

100 % polyester fabric, manufactured in Italy : a high quality fabric, strong and lightweight, with excellent dimensional stability. Treated for waterproofness, UV longevity, mildew and chemicals resistance. High frequency welded seams provide added strength and elegant finish, combined with abrasion resistance.



Nominal width: suitable for $\pm 5\%$ actual width.
Example : a 200 cm

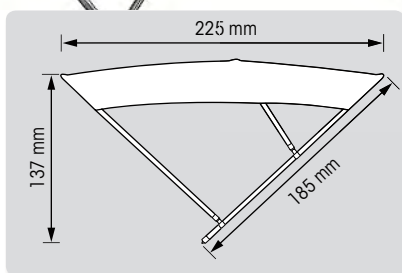
nominal width will adapt to a real boat width of 190 to 210 cm.

Model	Biminox 3 arches	Aluminium 3 arches	Aluminium 2 arches
Tubes / structure	316 L AISI stainless steel, \varnothing 22 mm	White epoxy coated aluminium, \varnothing 20 mm	White epoxy coated aluminium, \varnothing 20 mm
Plastic junctions	Glass-reinforced Zytel nylon	Glass-reinforced Zytel nylon	Glass-reinforced Zytel nylon
Metallic junctions and buckles	316 L AISI stainless steel	316 L AISI stainless steel	316 L AISI stainless steel
Weight (average)	14 kg	6 kg	4 kg
Max. speed of use	60 Km/h 33 knots	60 Km/h 33 knots	40 Km/h 22 knots
Assembly	Supplied in kit, easy to assemble.	Supplied folded and pre-assembled.	Supplied folded and pre-assembled.
Accessories included in original pack	<ul style="list-style-type: none"> Storage sleeve for folded bimini. 4 tie-down straps + 4 strap eyes Quick release tie-down latch and deck hinge. 	<ul style="list-style-type: none"> Storage sleeve for folded bimini. 4 tie-down ropes + 4 strap eyes. Nylon rowlock attachment (male + female). 	



Biminox
3 arches,
316 L
stainless steel

Colour	Nominal width	Ref.
Beige RAL 1001	170 mm	66162
	185 mm	66163
	200 mm	66164
	215 mm	66165
	230 mm	66166
	245 mm	66167

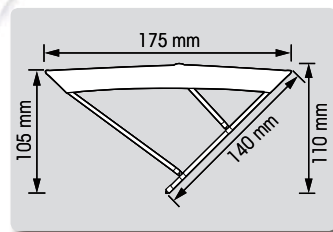


Colour	Nominal width	Ref.
Navy blue RAL 5011	170 mm	66168
	185 mm	66169
	200 mm	66170
	215 mm	66171
	230 mm	66172
	245 mm	66173

Aluminium bimini top, 3 arches

Epoxy coated aluminium, Ø 20 mm.

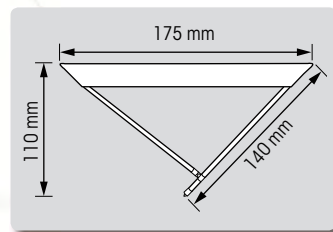
Colour	Nominal width	Ref.
Off-white RAL 9003	170 mm	66156
	185 mm	66157
	200 mm	66158
Light grey RAL 7004	170 mm	66159
	185 mm	66160
	200 mm	66161



Aluminium bimini tops, 2 arches

Epoxy coated aluminium, Ø 20 mm.

Colour	Nominal width	Ref.
Off-white RAL 9003	110 mm	66150
	130 mm	66151
	150 mm	66152
Light grey RAL 7004	110 mm	66153
	130 mm	66154
	150 mm	66155



Accessories for bimini tops



Support poles

- St. steel, Ø 22 mm : **66184**
- Aluminium, Ø 20 mm : **66185**



66178



66179

Deck hinges for RIBs and inflatables

- St. steel + nylon for Biminox : **66178**
- Nylon for aluminium bimini tops : **66179**



Quick-release tie-down latch : 66187

(included originally with Biminox models)

Jaw slides

- St. steel jaw slide, for rail Ø 25 mm : **66180**
- Nylon jaw slide, for rail Ø 25 mm : **66181**



66181



66180

Nylon rowlock attachment

- Nylon rod (male part) : **66182**
- Nylon base (female part) : **66183**

(rod + base are included originally with aluminium bimini tops)



Deck hinge

- St. steel + nylon deck hinge : **66174**
- (included originally with Biminox models)



Tie-down rope


- 4 ropes + 4 strap eyes : **66186**
- (included originally)



Tracks

Adjustable tracks in aluminium and nylon.

- Top-mount track, 105 cm : **66175**
- Side-mount track, 105 cm : **66176**
- Top or side mount track, 100 cm : **66177**



Bimini tops and fittings



Bimini tops, 3 arches

Bimini top with 3 arches anodised aluminium frame, fittings in nylon.
Anodised aluminium tube with polyamide connectors.
Height : 140 cm.

- **64279** : 170 x 180 cm.
- **64280** : 185 x 180 cm.
- **64281** : 200 x 180 cm.




See
Monster Tower
range p. 510

Bimini Monster Tower WAKEBOARD TOWERS & ACCESSORIES


- Mounts instantly on the rear legs of the MonsterTower.
- Deploys or folds out of the way when not in use.
- Solid black Sunbrella® fabric. Rotproof and UV-treated : 10-year warranty on fabric.
- Polished and anodized tubing with black nylon hardware.
- Includes a black Sunbrella® matching boot for storage.

Model	Ref.	Dimensions	Code
For MTK towers (64197, 65013, 64196)	64201	183 x 183 cm	BIM-MTK
For MT1 towers (64961, 64195)	64216	165 x 157 cm	BIM-MT1
For MTE tower (64194)	64215	163 x 163 cm	BIM-MTE



Polyamide eye ends

Colour	Ref.	For tube Ø	Features
A Black	416799	22 mm	-
B White	43090	20 mm	-
C White	416818	22 mm	Male fitting.




Tube hinges

Colour	Ref.	For tube Ø	Dimensions
A Black	413877	22 mm	Collar : 46 x 46 mm. Swiveling head height : 45 mm.
B Black	413879	22 mm	Collar : 46 x 46 mm. Swiveling head height : 45 mm.



Lashing hooks

Colour	Ref.	For rope Ø	Dimensions
White	44015	Rope or shock cord 8 mm max.	Length 40 x height 40 mm
Grey	44016	Rope or shock cord 8 mm max.	Length 40 x height 40 mm



Polyamide deck hinges

Colour	Ref.	For tube Ø	Features
A White	416809	-	With toggle pin.
B Black	413878	22 mm	Size : 55 x 21 x height 27 mm. Swivelling head 55 mm.



Polyamide jaw slide

416807

White, for tube Ø 22 mm.


Hinges



	Ref.	Model	Features	Description	Useful width	Length	Width	Height
A	416273	Screw	Side mount. Screw Ø 8 mm.	Stainless steel	-	47 mm	72 mm	-
B	401487	Screw	With screw Ø 5.5 m.	Chromed brass	-	49 mm	19 mm	16 mm
C	428280	Pin	Pin Ø 6 mm.	Stainless steel	8 mm	57 mm	18 mm	-
	404177	Pin	Pin Ø 7 mm.	Stainless steel	10 mm	54 mm	28 mm	-
D	400056	Pin	Pin Ø 5 mm.	Chromed brass	10.5 mm	50 mm	17.5 mm	18 mm
E	403102	Pin	For tube. Pin Ø 6 mm.	Stainless steel	8 mm	60 mm	22 mm	-

Eye ends

	Model	Ref.	For tube Ø	Material	Overall length	Int. Ø	Thickness	Depth
A Female	401090		22 mm	Chromed brass	55 mm	8.5 mm	5.5 mm	-
	404178		22 mm	Stainless steel	60 mm	7 mm	7 mm	300 mm
B Female	426706		25 mm	Stainless steel	60 mm	6.5 mm	6.8 mm	300 mm
	404179		25 mm	Stainless steel	60 mm	8 mm	10 mm	300 mm
	404171		31.7 mm	Stainless steel	60 mm	8.5 mm	7 mm	300 mm



St. steel jaw slides

	Model	Ref.	For tube Ø	Material	Useful width	Pin Ø	Features
A Standard	402996		22 mm	Stainless steel	8 mm	5.5 mm	-
	402921		25 mm	Stainless steel	11.5 mm	7 mm	-
B Standard	401092		22 mm	Chromed brass	8.5 mm	5 mm	Length 32 x width 54 mm
C Standard	402994		25 mm	Stainless steel	8 mm	5.5 mm	-
D Clamp-on	405834		20 and 22 mm	Chromed brass	8 mm	5 mm	With polyamide adapter Ø 25 mm.
E Clamp-on	405939		22 mm	Stainless steel	6 mm	6 mm	-
	405942		25 mm	Stainless steel	6 mm	6 mm	-



Chromed brass hook

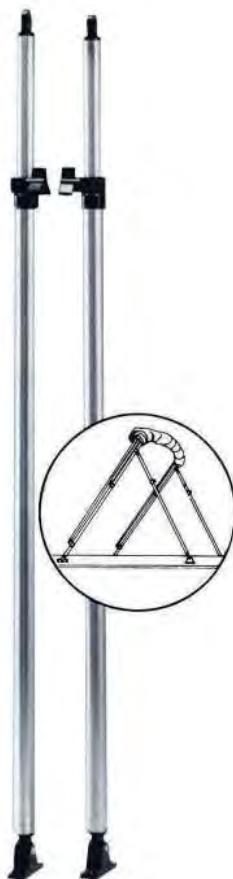
419221
43 x 12 x 13 mm (L x l x H)
Base 26 x 12 mm



Bimini adjustable telescopic poles.

422107

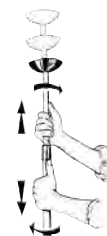
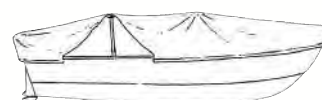
Replace rear straps.
Anodised aluminium.
From 660 to 1220 mm.
Sales unit : 2.



Telescopic support poles for awnings

Anodised aluminium. Ideal for wintering, to prevent water stagnation in the awning.

Ref.	Height
43213	From 665 to 1020 mm
27497	From 865 to 1515 mm



Pilot seats

Bucket seats



Deluxe sport seat 66213

High-quality seat for maximum comfort.
Blow molded frame and molded foam.
Weather resistant marine grade vinyl.
Dim. : 410 x 610 x 480 mm (L x H x D).
Compatible with 5" x 5" and 5" x 12" seat mounts.
White/blue colour.

Bucket seat 53302

PU foam with white marine grade vinyl finish.
Dimensions :
540 x 700 x 650 mm (H x W x D).
Compatible with 5" x 12" seat mounts.

Deluxe sport flip-up seat 66214

Comfortable seat. Front hinge converts the seat into a lean-to and a flipped-up positions :
Blow molded frame and molded foam.
High-quality marine vinyl upholstery.
Mildew, weather and UV resistant.
Dim. : 380 x 610 x 510 mm (L x H x D)
Compatible with 5" x 12" seat mounts.
White/blue colour.

Large seat

Flip-up seat, stand-up/seating 53303

PU foam with white marine grade vinyl finish.
Front hinge converts the seat into :

- A lean-to position for optimum comfort.
- A flipped-up position for better visibility.

 Thigh rest for the pilot when in the up position.
Dimensions :
530 x 570 x (470+50) mm (L x H x D).
Compatible with 5" x 12" seat mounts.

Polyethylene seat 53300

UV-stabilised polyethylen.
With arm-rest and hand supports.
Dimensions :
432 x 483 x 407 mm (H x W x D).
Compatible with 5" x 12" seat mounts.



Polyethylene seat 53299

UV-stabilised polyethylen with arm-rest.
Dimensions :
432 x 546 x 407 mm (H x W x D).
Compatible with 5" x 12" seat mounts.

Removable back and seat cushions 53298

Highly resistant white marine grade vinyl. Quick drying.
Compatible with 5" x 12" seat mounts.

Nylon canvas seat cover 473761

Charcoal grey colour.
Max. dimensions :
height : 600 mm,
width : 500 mm,
depth : 450 mm.



Folding seats



High back folding seat

66209

Comfortable seat. Injection molded frame. Safety strap in closed position. Heavy-duty aluminium hinges. Dimensions : 41 x 53 x 38 cm (L x H x P). Compatible with 5" x 5" seat mounts. White/blue colour.

Metal parts :
5 years warranty



Skipper folding seat

66210 : white/blue

66211 : camouflage

Injection molded seat. Built-in hinge for a greater support. Extra-large seat. High quality upholstery. Dimensions : 51 x 46 x 43 cm (L x H x W). Compatible with 5" x 5" seat mounts.



Reversible back seat

53301

PU foam with white marine grade vinyl finish. Dimensions : 480 x 520 x 630 mm (L x H x D). Compatible with 5" x 12" seat mounts.



Side utility seat

53314

White vinyl. Supplied with bracket for partition wall mounting. Dimensions : 340 x 430 mm (L x D).



Traveler folding seat

66207 : blue

66208 : camouflage

Made in strong copolymer. Marine grade vinyl upholstery. Safety strap in closed position. Dimensions : 51 x 36 x 46 cm (L x H x W). Compatible with 5" x 5" seat mounts.



Folding seat

Vinyl upholstery. Folding back. Dimensions : 420 x 460 x 450 mm (L x H x D). Compatible with 5" x 5" seat mounts.

Colour	Ref.
White	53294
Beige	53295
Grey	53296
Navy blue	53297



Polyethylen folding seat

54830

Folding back. White marine grade vinyl upholstery. Dimensions : 510 x 360 x 530 mm (L x H x D). Compatible with pedestals ref. 53313, 54827 and deck plates 5" x 5".



Norwegian helm seat

66216

High-back helm seat. Foam padding covered in heavy-duty marine vinyl. Dim. : 480 x 860 x 580 mm (L x H x W). Compatible with 5" x 12" seat mounts. Black colour.

Fixed complete seats on pedestals

Seats on pedestal

Anti-shock white polyethylene. White leather imitation cushions. Seat rotates through 360° and is adjustable in height 510/730 mm.



Telescopic pedestal, common to Captain & Admiral seats 413411

Anodised aluminium. Rotates through 360°, adjustable in height 400-600 mm. Enamelled base, Ø 240 mm. Tube Ø : 70-90 mm. Plate spacing : 135 x 135 mm.



Fixed Captain seat on pedestal

Description	Ref.
Complete Captain with pedestal and cushions	427366
Captain seat only	427398
Captain cushions only	427399
Complete pedestal	413411



Fixed Admiral seat on pedestal

Description	Ref.
Complete Admiral with pedestal and cushions	427365
Admiral seat only	427380
Admiral cushions only	427382
Complete pedestal	413411



Fixing for seat pedestal 405948

304 st. steel system which enables pedestals to be bolted on when access under the deck isn't possible. Minimal space required : 48 mm. Gap Ø : 13 mm. Metric thread Ø : 6 mm.

Deck plates



Description	Model	Ref.	Option
A Adjustable swivel plate with lock. Suitable for pedestal or deck mount.	5" x 12" (130 x 305 mm)	54828	-
B Steel swivelling clamp. For seat mount, adjustable width 230 to 510 mm.	5" x 12" (130 x 305 mm)	53308	-
C Aluminium swivel slide system with lock.	5" x 12" (130 x 305 mm)	405966	-
D Aluminium swivel seat mount with lock. (210 x 185 x 100 mm)	5" x 5" (130 x 130 mm)	54829	53310 Swivel support for deck plate
E Aluminium swivel plate. (170 x 85 x 150 mm)	5" x 5" (130 x 130 mm)	53309	170 x 85 x 150 mm



Seat pedestals

5 year
Warranty



Complete pedestals

Description	Ref.	Height	Ø Base	Ø Tube	For model
A Adjustable gas pedestal + slide swivelling plate with lock.	53311	From 390 to 520 mm	230 mm	60 mm	Compatible with 5" x 12" seat mounts.
B Manual adjustable pedestal + slide swivelling plate with lock.	53312	From 340 to 430 mm	230 mm	60 mm	
C Manual adjustable pedestal + swivelling plate with lock.	53313	From 330 to 440 mm	250 mm	60 mm	Compatible with 5" x 5" seat mounts.
D Aluminium stowable, through-deck mount pedestal. Aluminium swivelling plate with lock.	54827	510 mm	230 mm	60 mm	

Select your own pedestal

Select a base within the various possible heights and add a slide swivelling plate, or a swivel only.




Description	Ref.	Height	Ø Base	Tube Ø	Height pedestal + plate 53308	Height pedestal + plate 53309
Aluminium base	53304	240 mm	230 mm	73 mm	275 mm	265 mm
	53305	340 mm	230 mm	73 mm	375 mm	365 mm
	53306	390 mm	230 mm	73 mm	425 mm	415 mm
	53307	470 mm	230 mm	73 mm	505 mm	495 mm

Pedestal for fish seats

66222

Adjustable seat. 360° rotation. Height : 560 to 740 mm.
Compatible with fish seats 66223, 66224 and 66225.



Offshore pedestal seat

66218

Telescopic pedestal with footrest.
Swivel slide deck plate.
Tube Ø : 76 mm.
Base Ø : 300 mm.
Height : 660 to 860 mm.



Compatible with Norwegian helm seat 66216 and fish seat 66215.

Options & accessories

• On deck

Base
66219

Made in aluminum resistant to weather conditions.
Ø : 230 mm.
Compatible with 66223, 66224 and 66225

Adapter
66220

Compatible with the base 66219



• Under deck

Built-in square base
66221

Stainless steel with satin finish.
Dimensions : 180 x 180 mm.
Built-in dimensions (below deck) : 100 mm.
Cut-out hole : Ø 50 mm.




Marine horns



Trumpet design electric horns

Power	Sound	Ref.	Features	Dimensions (L x l x H)
12 V	1 tone	405993	Stainless steel, trump in ABS.	228 x 102 x 82 mm
12 V	Dual tone	420061	Stainless steel, trump in ABS.	228/292 x 102 x 82 mm
12 V	1 tone	405994	Stainless steel, trump in ABS.	292 x 102 x 82 mm

Compact electric horns



Power	Sound	Ref.	Features	Amp.	Dimensions	Weight
A 12 V	1 sharp tone 420 Hz 107 dB (A)	10528	ABS and chrome. Supplied with chrome fixing plates.	-	100 x 155 x 70 mm	430 g
B 12 V	1 deep tone 430 Hz 100 dB (A)	13324	Flushmount horn in white ABS. Flushmount Ø 90 mm.	4.5 A	126 x 126 x 67 mm	420 g
C 12 V	-	418518	Chromed plastic + st. steel.	6 A	100 x 110 x 70 mm	400 g
D 12 V	1 sharp tone 490 Hz 108 dB (A)	10179	Electromagnetic. Chromed-plated. Supplied with st. steel bracket.	5 A	105 x 100 x 105 mm	500 g

Kill cords

On boats equipped with an engine remote control unit, Plastimo strongly recommends to have a second kill cord on board : in the event of a man over board, it is vital to be able to start the engine immediately for rescue manoeuvres.



Supplied with 7 hooks for engines :

- A - Mariner - Mercury
- B - Mariner - Suzuki - Johnson 4-stroke
- C - Tohatsu
- D - Honda - OMC
- E - OMC - Johnson Evinrude
- F - Yamaha
- G - OMC

Universal kill cord

64899
Universal coil kill cord with 7 hooks to match all major engine brands.

Kill cord for Outboard engine

27296

Dashboard mount emergency cut-off switch.

A quick pull on the cord stops the engine.

In case of a man overboard, just switch the toggle to start the engine.



Kill cord for Inboard engine

23745

Emergency cut-off switch with nylon cord and hook.

Cuts-off the power to the coil.



Spare cord : 27297

Engine start braid

High strength, polyester braided with 16-plait core. High friction resistance. Density : 1.38.

Ø mm	White/black	Break load	Length
3	417122	200 kg	200 m
4	417123	320 kg	
5	417124	400 kg	100 m
6	470001	590 kg	

Windscreen wipers



Windscreen wipers complete 175635

12 V wiper motor with chromed brass housing supplied with arm and 270 mm blade. Shaft diameter 9 mm, length 65 mm. 110° sweep.

Spare Parts

- **Wiper motor**
1 speed, length axe 63 mm
12V, 90° : **400478**
12V, 110° : **416789**
24V, 90° : **416790**

- **Arm : 400500**
Steel arm, mounting clips.
Length : 355 mm.
- **Blade : 400505**
St. steel wiper blade.
Length : 355 mm.

Hand wiper 43023

Supplied complete. Chrome-plated brass handle. St. steel arm adjustable from 190 to 280 mm. 280 mm st. steel wiper blade.


Standard wiper

- Sweep arc 90° : **13313**
- Sweep arc 110° : **17615**

Supplied complete. 12 V - 1-speed motor with 63 mm shaft. Self-parking. Entirely constructed from stainless steel. Arm adjustable from 180 to 280 mm. 280 mm wiper blade.



- **13314** : Spare st. steel 280 mm wiper blade.
- **13315** : Spare st. steel arm adjustable from 180 to 280 mm.



Windscreen wipers

	Description	Ref.	Length
A	Adjustable straight arm	472994	310/440 mm
	St. steel black	472993	480/610 mm
B	Adjustable pantograph arm	472992	340/470 mm
	- Black St. steel	472991	480/610 mm
C	Black metal wiper blade for straight and curved glass	472989	305 mm
		472990	406 mm

Watertight windscreen wiper motor

Watertight windscreen wiper motor with white cover. Self-parking. Angle adjustable between 45° and 110°. Suitable for arms of up to 610 mm equipped with 560 mm blade.

Ref.	Voltage	Length	Speed
472998	12 V	64 mm	2



Wiper motors

Self parking.


	Ref.	Voltage	Axis length	Speed	Adjustable sweep angle	Colour
A	400496	12 V	50 mm	2	83°, 100°, 110°, 120°	Black
	400497	24 V				
B	476214	12 V	38 mm	2	45°, 60°, 80°, 110°	White
	476215	24 V				



Wiper blades



	Ref.	Length	Model	For glass
A	400508	354 mm	Stainless steel	Straight
	415040	407 mm		
	422465	305 mm		
B	410608	355 mm	Synthetic black	Straight and curved
	410610	406 mm		
	410611	457 mm		
	410612	508 mm		
	410613	558 mm		



Arms

	Ref.	Model	Dimensions
A	415038	304 stainless steel arm	270 x 365 mm
B	404727	Pantograph	Panto 360 mm



Dress White



Ultra

Instruments

Function	Dress white	Ultra	Description	Cut-out Ø	Dial range	Options
Electronic rev-counter dial	64733	471794	Universal for all outboard engines 4, 6, 8, 10 and 12 poles	85 mm/3,37"	7000 rpm	-
	471798	471792	For diesel engines	85 mm/3,37"	4000 rpm	-
Speedometer	471795	64734	Speed indication - 30 knots	85 mm/3,37"	30 knots	471826 : Pitot sensor.
	471796	471790	Speed indication - 50 knots	85 mm/3,37"	50 knots	471827 : Pitot sensor with 6 m (20') of tubing.
	471797	471791	Speed indication - 70 knots	85 mm /3,37"	70 knots	64784 : 6 m (20') of tubing.
Fuel level gauge 10-180 Ohm	471816	471804	-	53 mm/2,07"	E - 1/2 - F	471825 : Adjustable fuel level sender from 20 to 60 cm (7,9" to 23,6").
Water level gauge 10-180 Ohm	471824	471812	-	53 mm/2,07"		
Voltmeter 12 V	471823	471881	For all 12 Volt electrical system	53 mm/2,07"	12 V	-
Hourmeter	64735	64736	12-32 Volt	53 mm/2,07"	-	-
Clock	471815	471803	Quartz analog	53 mm/2,07"	-	-
Rudder angle indicator	64737	64738	Indicates relative position or rudder	53 mm/2,07"	-	473654 : Rudder angle sender - single station. 473655 : Rudder angle sender - dual station. To use with Uflex rudder angle indicator only.
Trim gauge Requires sender for outboard and sterndrive engines	471820	471808	Mercury & Mariner outboard, Mercruiser, Volvo DP, 1996 & newer, Volvo & Yamaha EST sterndrive	53 mm/2,07"	Up - Down	-
	471821	471809	OMC outboard Johnson & Evinrude			
	471822	471810	Yamaha & Evinrude Yamaha outboard 1997 & newer			



Electric sending units

Impedance	10-180 Ohm
185 mm	62049
200 mm	61999
250 mm	62000
270 mm	62001

Impedance	10-180 Ohm
280 mm	62047
300 mm	62002
390 mm	62003

Control box – control cable application matrix

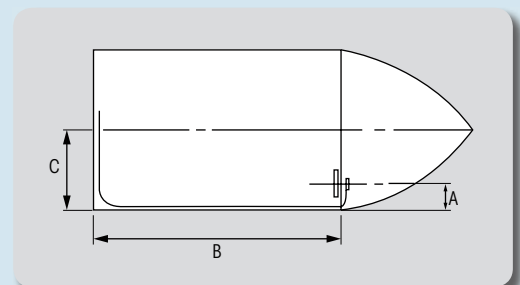
Model	B400	B183 – B184 – B85	B301 – B302	B103	B104	B89- B90
C2	X	X	K59*	X	X	X
C8	X	X	K59*	X	X	X
C14	-	X	X	-	-	K51
C5	-	K35	K60	-	-	K35
C36	-	-	K62	-	-	-
C16	-	K35	K60	-	-	K35
C22	-	-	K61	K33	-	-
MACHZero	X	X	K59*	X	X	X
MACH5	-	K35	K60	-	-	K35
MACH36	-	-	K62	-	-	-
MACH14	-	X	X	-	-	K51

*Supplied with the control box.
X : no kit required.

How to measure the engine control cable ?

For new installation, measure cable routing path from control head attachment point to engine (A + B + C) and add 15 cm.

To determine the length needed when replacing the cable : measure it from tip to tip, add 45 cm and round up to the next foot.



Metres	1.52	1.82	2.13	2.43	2.74	3.04	3.35	3.65	3.96	4.26	4.57	4.87	5.18
Feet	5	6	7	8	9	10	11	12	13	14	15	16	17

	Engine	Ultraflex engine control cable
Outboard	Mercury / Mariner above 37 kW (50 hp)	C5 – MACH5
	Force / Selva / Yamaha / Suzuki / Tohatsu / Honda / Nissan	C8 – MACHZero
	Johnson / Evinrude / BRP	After 1979 C14
Sterndrive	MerCruiser	C5 – MACH5
	OMC / BRP	After 1979 C14
	Volvo Penta / Yanmar / Volkswagen	C8 – MACHZero
Inboard	-	C8 – MACHZero

Polyester braided sleeves

Monofilament polyester, black. Length : 20 m.
Compliant with RoHS 2002/95/CE specifications.

- Temperature class : F
- Continuous working temperature : -50°+155° with peaks at +180°
- Halogene free
- Flammability : self-extinguishing
- Good mechanical resistance
- Excellent resistance to abrasion
- Good resistance to solvent
- Non watertight
- Very flexible
- Expansion rating : from 1 to 2
- Cut with a solder iron to avoid fraying

Ref.	Nominal internal Ø	Ultraflex reference
64745	10 mm (0.39")	68146 N
64746	15 mm (0.59")	68147 R
64747	20 mm (0.78")	68148 T
64748	25 mm (0.98")	68149 V
64749	30 mm (1.18")	68150 D



Steering

Steering helms

ULTRAFLEX

Comply with EN 29775 & ABYC P17 standards.

Ideal in restricted areas.



T 67 steering helm

416756

Standard steering helm in Stainless steel with a friction externally adjustable. For outboard boats up to 55 CV (40 kW)*. Steering wheel and cable not included.

- 90° built-in holder.
- Number of rotations : 2.5.
- Stroke : 230 mm / 9".
- Max. steering wheel Ø : 380 mm / 15".
- Minimum curve radius : 200 mm / 7.9".
- 3/4" conical axis.
- Compatible with the M58 cable (optional).

*Excepted for EVINRUDE E-TEC 50 engine, it's recommended to use a T85 or T71FC steering helm.



T 85 steering helm

429440

Standard steering helm in Stainless steel with a friction externally adjustable. For outboard, inboard & sterndrive boats up to 300 CV (221 kW). Do not use on boats equipped with engines that exceed the maximum horsepower rating of the boat. Steering wheel and cable not included.

- 90° built-in holder.
- Number of rotations : 3.
- Stroke : 228 mm / 9".
- Max. steering wheel Ø : 406 mm / 16".
- Minimum curve radius : 200 mm / 7.9".
- 3/4" conical axis.
- Compatible with the M66 cable (optional).



T 71FC steering helm

416539

Compact steering helm in Stainless steel, featuring planetary gear design. For inboard & Z-drive boats up to 10.50 m or outboard up to 235 CV. Suitable for restricted areas. Steering wheel, cable and cover not included.

- Number of rotations : 3.8.
- Stroke : 228 mm / 9".
- Max. steering wheel Ø : 406 mm / 16".
- Minimum curve radius : 200 mm / 7.9".
- 3/4" conical axis.
- Compatible with the M66 cable (optional).



T 73NRFC steering helm

64722

Steering helm in Stainless steel, featuring planetary gear design. For inboard boats up to 10.5 m or outboard boats up to 9 m. Steering wheel, cable and cover not included.

- Number of rotations : 3.8.
- Stroke : 228 mm / 9".
- Max. steering wheel Ø : 406 mm / 16".
- Minimum curve radius : 200 mm / 7.9".
- 3/4" conical axis.
- Compatible with the M66 cable (optional).

For T 71FC, T 73NRFC & T 91 steering helms : do not use on boats equipped with engines that exceed the maximum horsepower rating of the boat. For faster boats, higher than 80.5/h (50 mph), hydraulic systems are recommended.



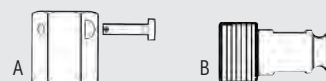
T 91 steering helm

64723

Steering helm in Stainless steel, featuring planetary gear design. For high performance and high efficiency applications. For outboard boats up to 9 m, inboard up to 10.5 m & sterndrive. Steering wheel, cable and cover not included.


- Number of rotations : 4.2.
- Stroke : 228 mm / 9".
- Max. steering wheel Ø : 406 mm / 16".
- Minimum curve radius : 200 mm / 7.9".
- 3/4" conical axis.
- Compatible with the M90 cable (optional).

Adapters



	Model	Ref.	For cable
A	K66	416612	M66 cable on former Ultraflex steering systems : T55, T71, T72, T73NR, T74NR, T81, T82, T83NR, T84NR.
B	K46	423235	M47 cable on Ultraflex steering systems : T85, T71FC, T72FC, T73NRFC, T74NRFC, T81FC, T82FC, T83NRFC, T84NRFC.

Accessories



X 34



X 35

Steering supports

Black, supplied with fastening nut and pin.

Model	Ref.	Description
X 34	405900	90° base
X 35	405898	20° tilted base

Engine connection kits



Model	Ref.	Description
A73SS	401684	Stainless steel tiller arm for some Mercury engines.
A74SS	64728	Stainless steel tiller arm for some Johnson, Evinrude, BRP engines.
A75	415989	Clevis.

Steering cable supports

Model	Ref.	Description
S39	64724	Clamp block in marine aluminium and stainless steel.
S40	64725	Splashwell mounting, corrosion resistant.
S55	412507	90° rudder support, corrosion resistant.
S61	64726	Clamp block, corrosion resistant painted steel.
S62	64727	Clamp block, corrosion resistant painted steel. Same design as S61, smaller dimensions.



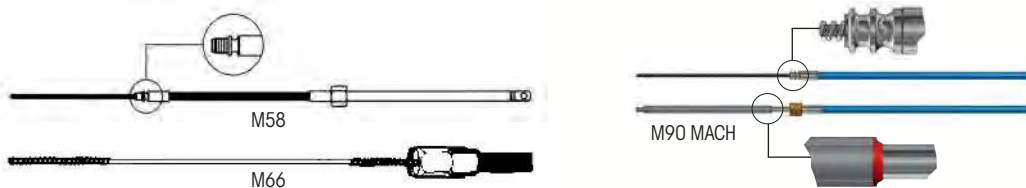
Cable bellows

Shift cable rubber bellows, black.



Model	Ref.	Description
R1B	64729	Ø 152 mm (6") / h : 110 mm (4,3"). Screwed, for steering cable.
R2B	64730	Ø 105 mm (4,1") / h : 65 mm (2,5"). Screwed, for steering cable.
R3B	64731	2 holes Ø 105 mm (4,1") / h : 52 mm (2"). Screwed, for engine cable & reverser.
R4B	64732	Ajustable Ø 105 mm (4,1") / h : 68 mm (2,6"). Screwed, wiring harness.

Steering cables



Model	For Ultraflex steerings	For other steerings	Cable length							
			8'	9'	10'	11'	12'	13'	14'	
M58	T 67	C230 and C231 Morse / Compac-T / Teleflex / 805TX	416760	417294	416761	400665	416762	416763	416764	
M66	T 85 / T 71FC / T 72FC / T 73NRFC / T 74NRFC / T 81FC / T 83NRFC	Safe T QC / NFB Safe-TII / NFB 4.2 / Teleflex / D290 Morse	429441	429442	429443	429444	429445	429446	429447	
M90 MACH	T 91 / T 93ZT / T 101 / T 103ZT / T 85 / T 71FC / T 72FC / T 73NRFC / T 74NRFC / T 81FC / T 83NRFC	Safe T QC / NFB Safe TII / NFB 4.2 / Teleflex / D290 Morse	64699	64700	64701	64702	64703	64704	64705	
Model	For Ultraflex steerings	For other steerings	15'	16'	17'	18'	19'	20'	21'	
M58	T 67	C230 and C231 Morse / Compac-T / Teleflex / 805TX	416765	416766	419285	416767	418625	-	-	
M66	T 85 / T 71FC / T 72FC / T 73NRFC / T 74NRFC / T 81FC / T 83NRFC	Safe T QC / NFB Safe-TII / NFB 4.2 / Teleflex / D290 Morse	408964	408965	408966	408967	408968	408969	408970	
M90 MACH	T 91 / T 93ZT / T 101 / T 103ZT / T 85 / T 71FC / T 72FC / T 73NRFC / T 74NRFC / T 81FC / T 83NRFC	Safe T QC / NFB Safe TII / NFB 4.2 / Teleflex / D290 Morse	64706	64707	64708	64709	64710	64711	64712	

Hydraulic steering systems

ULTRAFLEX



GOTECH-OBF
Up to 115 HP

Spare parts :
see www.plastimo.com

Hydraulic steering system kits

Model	Ref.	Contents	Wheel turns	Options
 <p>GOTECH-OBF up to 115 HP</p>	64713	- Helm - UP18 - Cylinder - UC81-OBF - Flex hoses : Kit - OB-GT/M-60 - 2 L of oil.	4.5	Steering wheel (see pages 504-505). 64718 : bulkhead hose kit - R5. 64719 : bulkhead hose kit - R5SS. 64720 : dual thru-hull hose kit - R8B, black.
 <p>HYCO-OBF/M up to 150 HP</p>	64714	- Helm - UP20F - Cylinder - C94-OBF - Flex hoses : Kit - OB/M-90 - 2 L of oil.	4.7	Steering wheel (see pages 504-505). 64716 : square flange - X64. 64718 : bulkhead hose kit - R5. 64719 : bulkhead hose kit - R5SS. 64720 : dual thru-hull hose kit - R8B, black.
 <p>NAUTECH-3.1/M-90 up to 300 HP*</p>	64715	- Helm - UP25F - Cylinder - UC128-OBF - Flex hoses : Kit - OB/M-90 - 2 L of oil.	4.8	Steering wheel (see pages 504-505). 64716 : square flange - X64. 64717 : round flange - X57. 64718 : bulkhead hose kit - R5. 64719 : bulkhead hose kit - R5SS. 64720 : dual thru-hull hose kit - R8B, black.
 <p>NAUTECH-3.2/M-90 Up to 300 HP*</p>	64964	- Helm - UP25F - Cylinder UC128-OBF/2 - Flex hoses : Kit OB/M-90. - 2 L of oil.	4.8	64721 : tie bar - A94.

* Up to 300 HP with 1 motor or Up to 500 HP with 2 motors in reverse rotation.

* Up to 300 HP with 1 motor or Up to 500 HP with 2 motors in reverse rotation.

Accessories

• Flanges

Permit to install the pump in an intermediate dashboard position.

Square flange - X64 : 64716

Round flange - X57 : 64717



64716



64717

• Dual thru-hull hose kit, black - R8B : 64720



• Tie bar - A94 : 64721

Max. 500 HP with 1 cylinder / motors in reverse rotation ;

Max. 300 HP with 1 cylinder / motors with the same rotation.

• Bulkhead strain relief hose kits

It features a water tight gripper fitting & a bulkhead fitting flange for hose protection.

Bulkhead hose kit - R5 : 64718

Bulkhead hose kit - R5SS, with stainless steel flange : 64719



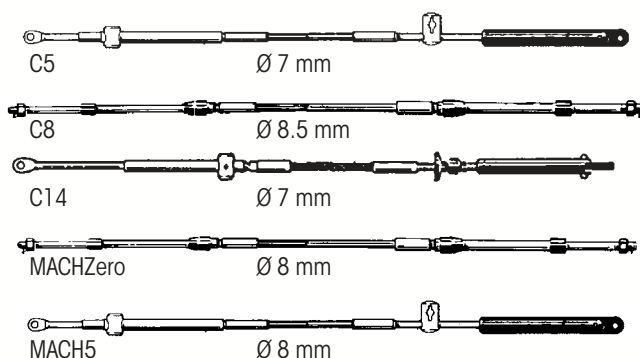
64718



64719

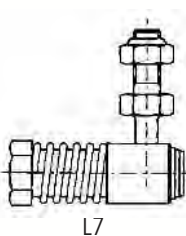


Engine control cables



Model	Stroke	Description
C5	95 mm / 3.75"	For Mercury & Mercruiser engines.
C8	87 mm / 3.4"	For inboard, sterndrive & outboard, with appropriate accessories
C14	75 mm / 3"	For BRP-Evinrude (OMC) engines, since 1979.
MACHZero	87 mm / 3.4"	For inboard, sterndrive & outboard. For professional or intensive use. Ideal for long complex cable routings.
MACH5	95 mm / 3.75"	High performance, for Mercury & Mercruiser engines.

Model	Length													
	6'	7'	8'	9'	10'	11'	12'	13'	14'	15'	16'	17'	18'	
	1.83 m	2.13 m	2.44 m	2.74 m	3.05 m	3.35 m	3.66 m	3.96 m	4.27 m	4.57 m	4.88 m	5.18 m	5.49 m	
C5	409398	412799	409399	409400	409401	413401	409402	413402	409403	414361	424061	424062	424063	
C8	-	470752	419633	421730	419635	419636	419637	419638	421731	419641	421785	421786	421859	
C14	409404	413400	409405	409406	409407	409408	409409	409410	409411	416221	416222	416223	-	
MACHZero	-	471158	471159	471160	471161	471162	471163	471164	471165	471166	471167	471168	471169	
MACH5	-	473052	473053	473054	473055	473056	473057	473058	473059	473060	473061	473062	-	
Model	19'	20'	21'	22'	23'	24'	25'	26'	27'	28'	29'	30'		
	5.79 m	6.10 m	6.40 m	6.71 m	7.01 m	7.32 m	7.62 m	7.92 m	8.23 m	8.53 m	8.84 m	9.14 m		
C5	-	-	-	-	-	-	-	-	-	-	-	-	-	
C8	419644	421732	421860	419647	421733	419649	421861	421862	421863	418583	424089	470755		
C14	-	-	-	-	-	-	-	-	-	-	-	-	-	
MACHZero	471170	416574	416614	416615	416616	416624	416626	416630	416576	416635	416647	416649		
MACH5	-	-	-	-	-	-	-	-	-	-	-	-	-	




L7



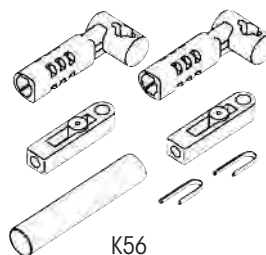
L12



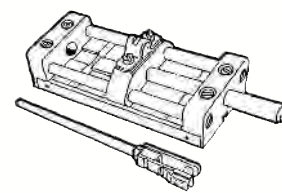
L14



L25



K56



L23

Accessories for engine control cables

Model	Ref.	Description
L7	414193	Ball joint 10-32 UNF. Stainless steel, fits C2, C8 and MACHZero cables.
L12	426052	Cable end fitting.
L14	420055	Cable clamp block. Fits C2, C8 and MACHZero cables.
L25	426541	Clevis 10-32 UNF. Fits C2, C8 and MACHZero cables.
K56	470699	Adapts C2, C8 and MACHZero cables for use with Mercury engines.
L23	422666	Selector unit for use with single lever controls in dual station applications.

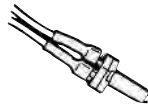


B89-B90 control systems Bulkhead-mounted

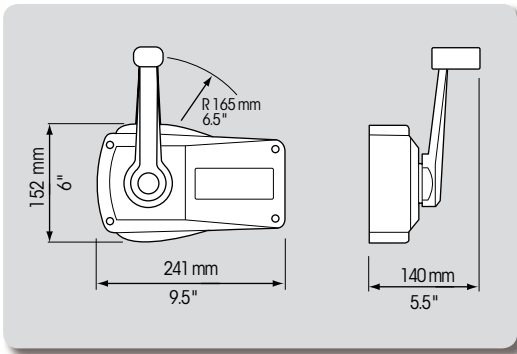
For inboard, sterndrive or outboard boats. Single lever double action controls, can be installed horizontally or vertically, on the starboard or port side of the boat. Made of painted marine aluminum. By pulling the lever boss in neutral position the throttle can be driven without engaging the clutch. Security device enabling the reverse switch to be operated only when the accelerator is idling.

Model	Ref.
B89 white control system	414031
B90 black control system	414032
K51 - cable : C14. For Evinrude (since 1979) & Johnson engines.	403774
K35 - cable : C5 - MACH5. For Mercury engines.	403773

Option



• **X12 safety micro-switch. 400711**
Enables engine to be started in neutral only.

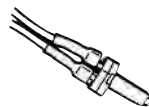


B183-B184 control systems Bulkhead-mounted

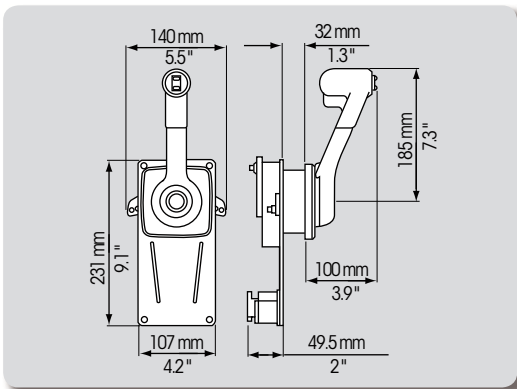
For all brands of inboard and outboard engines. Single lever double action controls, can be installed horizontally or vertically, on the starboard or port side of the boat. Made of painted marine aluminum. By pulling the lever boss in neutral position the throttle can be driven without engaging the clutch. Security device enabling the reverse switch to be operated only when the accelerator is idling. Pull-out handle disengages shift for warm-up, friction adjustable externally. The control systems work with all cables except for C22, C36 and MACH36. For cables C5, C16 and MACH5 use kit K35 (403773).

Model	Ref.
A B183 control system with manual neutral position - black.	416557
B B184 control system with manual neutral position & trim - black.	416563
K35 - for C5, C16 & MACH5 cables	403773

Option



• **X12 safety micro-switch. 400711**
Enables engine to be started in neutral only.



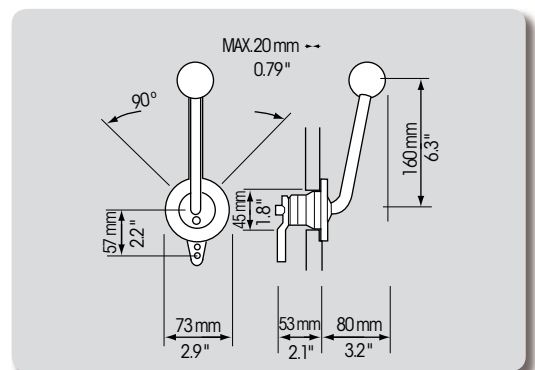
B35 control system Single-lever

416176

St. steel single-lever for reverse switch or accelerator. For C2, C8 & MACHZero cables. Adjustable brake tension. Supplied with built-in friction to avoid throttle creep and spring-loaded ball in reverse position.

Option

• **Screw kit. 411086**





B103



B104

B103-B104 control systems Console-mounted

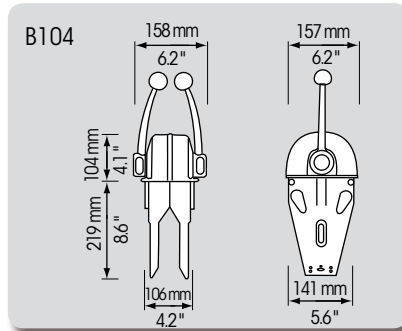
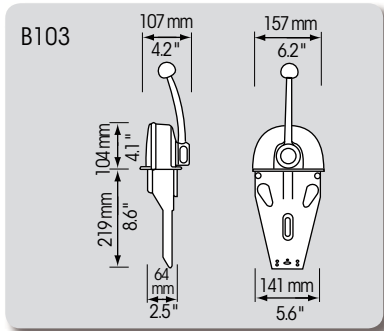
For inboard, sterndrive or outboard boats.

Dual-function lever (reverse gear and accelerator) with friction brake.

Made of painted marine aluminum.

Security device enabling the reverse switch to be operated only when the accelerator is idling.

Model	Ref.
B103 control system - Single-lever	64741
B104 control system - Twin-lever	423891



Option

- X43 safety micro-switch. **410959**



B301CR



B302CR

B301CR - B302CR control systems Console-mounted

For inboard, sterndrive or outboard boats.

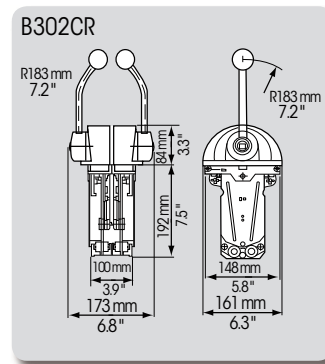
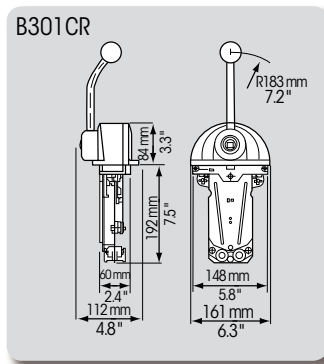
Dual-function lever (reverse gear and accelerator) with friction brake.

Made of painted marine aluminum.

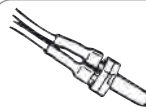
Low profile style and compact single lever control.

Security device enabling the reverse switch to be operated only when the accelerator is idling.

Model	Ref.
B301CR control system - Single-lever	64742
B302CR control system - Twin-lever	64743
K60 - for cables : C5, C16 & MACH5	64844



Option



- X12 safety micro-switch. Enables engine to be started in neutral only. **400711**



B 400 control system Single lever

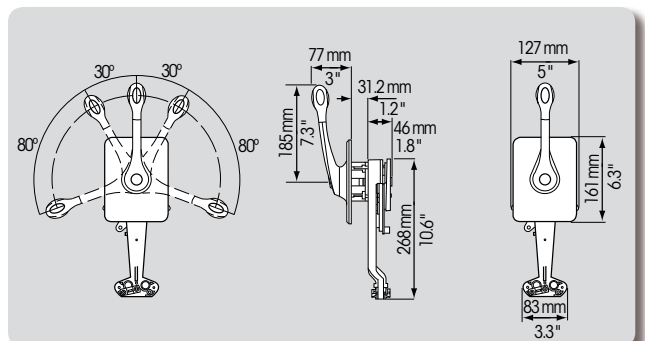
64744

316 stainless steel lever and flange for a better resistance in the marine environment.

Control system available in mechanical or hybrid version (patented). Provided with a brake tension release system, easily adjustable.

Security device enabling the reverse switch to be operated only when the accelerator is idling. Can be installed horizontally or vertically. X41 safety micro-switch included.

Spare part : X41 safety micro-switch. Enables engine to be started in neutral only. IP67. **64843**



Steering wheels

ULTRAFLEX



V20



V32



V33



V38



V57



V60




V61



V67



V70



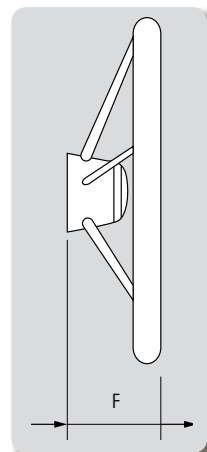
V89

Steering wheels

3/4" bore. Hub included.

Meet with the EN 28848 & ABYC P22 standards.

Model	Ref.	Description	Ø	Flaring - F	Colour
V20	64750	Polyurethane grip	350 mm/13.8"	67 mm/2.64"	
V32	64751	Unbreakable thermoplastic	335 mm/13.2"	92 mm/3.62"	
V33	416628	Unbreakable thermoplastic	342 mm/13.4"	105 mm/4.1"	Black
V38	403797	Grained thermoplastic & polyurethane	350 mm/13.8"	85 mm/3.3"	
V57	415968	5 st. steel spokes, polyurethane sheath	350 mm/13.8"	76 mm/3"	White
V60	416609	Grained thermoplastic & polyurethane	350 mm/13.8"	85 mm/3.3"	
V61	472548	Wooden grip	350 mm/13.8"	85 mm/3.3"	Mahogany & black
V67	64752	5 st. steel spokes	400 mm/15.7"	100 mm/3.9"	Mahogany
V70	64753	5 st. steel spokes, polyurethane grip	350 mm/13.8"	90 mm/3.5"	Black
V89	64754	Captain's wheel, 5 st. steel spokes	500 mm/19.6"	-	St. steel & mahogany





MOROSINI B/CH



SANTORINI B/S



TAVOLARA B/S



BUDELLI CH/P



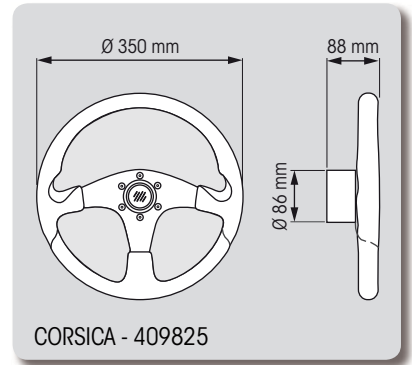
CORSICA BR/B

Steering wheels

¾" bore. Steering wheel Ø : 350 mm/13.8".

Hub ref. 416683 is necessary as an extra accessory to mount these wheels (Except for the MOROSINI B/CH model). Meet with the EN 28848 & ABYC P22 standards.

Model	Ref.	Description	Colour
MOROSINI B/CH	64758	Leather grip. Chromed hub included.	Black
SANTORINI B/S	64755	Polyurethane grip. Silver inserts and spokes.	
TAVOLARA B/S	64756	Polyurethane grip and silver spokes.	Silver and black
BUDELLI CH/P	64757	Polyurethane grip. Chromed inserts and polished spokes.	
CORSICA BR/B	409825	Mahogany imitation sheath & black spokes.	Mahogany & black




Accessory



• Hub Ø 85 mm
416683


Steering wheel knobs



Description	Ref.	Height	Wheel rim
Strap-type st. steel wheel knob, Ø 38 mm	A 56087	40 mm	20 x 25 mm max.
Strap-type st. steel wheel knob, Ø 44 mm	B 56088	48 mm	20 x 25 mm max.



Trim tabs



Manual trim tabs

316 stainless steel. Composed of :

- 2 stainless steel trim plates.
- Manual control cylinders.

CAUTION
In all cases, it is necessary to order : 1 pair of trim plates + a pair of manual control cylinders.

Description	Ref.	Flap dimensions A x B	Out-board	In-board
Trim tabs (pair)	38916	250 x 200 mm	4.5 - 6.50 m	5 - 6 m
	38917	250 x 285 mm	6 - 7.50 m	6 - 7 m
	38918	250 x 370 mm	7 - 9 m	7 - 9 m
	38919	250 x 450 mm	8 - 10.50 m	8 - 10.50 m
Manual control cylinders (sold in pairs)	38922	-	-	-



Hydro-Stabiliser

Puts the boat on plane faster. It also allows the boat to stay on plane even at a lower speed, so that fuel consumption is decreased. Designed to fit all outboard motors.

Description	Ref.
Until 50 HP	27518
Over 50 HP	27519

Rope cutter

Rope cutter

Easy to install, it cuts Nylon, Kevlar ropes as well as small diameter stainless steel cables (4 - 6 mm). Manufactured from high quality stainless steel, the rope cutter is highly resistant.

Ref.	Ø	Ext. Ø	Thickness
24708	25 mm	79 mm	18 mm
24709	25,40 mm / 1"	79 mm	18 mm
24711	30 mm	79 mm	18 mm
24714	35 mm	100 mm	18 mm
24716	40 mm	100 mm	18 mm
24718	45 mm	120 mm	18 mm
24719	50 mm	120 mm	18 mm
24720	50,80 mm / 2"	120 mm	18 mm



TwinFast rope cutter

The TwinFast rope cutter is split in two halves allowing quick and easy installation without removing the propeller.

It is equally easy to dismantle the rope cutter when removing the propeller or when space between the propeller, bracket and stern tube is limited for maintenance operation.

TwinFast **contributes to safety** by instantly slicing through debris and all types of rope including Kevlar and Dyneema.

Cable : depending on engine capacity, TwinFast will cut through small diameter cable. However in that case we recommend to replace the rope cutter, as the cable damages the serrated cutter and reduces the performance of the product.

316L stainless steel: easy to clean with a high-pressure washer.

TwinFast package features :

- Threadlocking fluid to prevent loosening of the fixing screws as a result of vibration.
- 2 half protective covers.
- Allen key.

Ref.	Ø	Ext. Ø	Thickness
476566	22 mm	80 mm	18 mm
476567	25 mm	80 mm	18 mm
476568	30 mm	80 mm	18 mm
56219	31,75 mm / 1-¼"	100 mm	17,5 mm
56222	35 mm	100 mm	17,5 mm
56224	40 mm	100 mm	17,5 mm
56226	45 mm	120 mm	17,5 mm
56227	50 mm	120 mm	17,5 mm



Fixed fuel tanks



Meet 94/25/CE directive,
as amended
by directive 2003/44/CE.

Fuel tanks

Tanks in high density polyethylene.
Supplied with a polyamide multi-purpose plate.


Plate features :

- A 1" ½ fuel inlet (comes as standard with a vent cap).
- A pickup fitting for hose Ø 7-9 mm (¼" thread).
- A vent outlet for hose Ø 17-19 mm (¾" thread)
- A flange for an electric or mechanical sending unit (available as option).
- An additional ¼" threaded hole for a diesel return or a second pickup fitting.



61191

Cap.	Ref.	Dimensions (L x W x H) mm	Options		
			Electric sending unit 10-180 Ohm	240-30 Ohm	Mechanical gauge
33 L	27268	500 x 350 x 230			
43 L	27269	650 x 350 x 230	61999	62004	27272
53 L	27270	800 x 350 x 230			
70 L	61990	800 x 400 x 280			
84 L	61991	950 x 400 x 280	62001	62006	27271
96 L	61992	1100 x 400 x 280			
42 L	61987	500 x 350 x 300			
55 L	61988	650 x 350 x 300	62047	62048	62011
70 L	61989	800 x 350 x 300			
102 L	61993	800 x 400 x 400			
120 L	61994	950 x 400 x 400	62003	62008	428721
140 L	475343	1100 x 400 x 400			



27268



With partition

476084



31474

Model	Capacity	Ref.	Dimensions (L x W x H)	Options		
				Electric sending unit 10-180 Ohm	240-30 Ohm	Mechanical gauge
Horizontal fuel tank with partition	62 L	476084	660 x 410 x 300 (+ 30 mm*)	62047	62048	-
	62 L	31474	660 x 300 x 410 (+ 30 mm*)	62003	62008	428721
Vertical fuel tanks	91 L	31475	910 x 300 x 410 (+ 30 mm*)	62003	62008	428721

*Connectors height.

Options & Accessories



12 V electric gauge
10-180 Ohm : 62009
240-30 Ohm : 62010




Spare plate
36914

Meet 94/25/CE directive, as amended by directive 2003/44/CE.




A



B



C



D



V-type



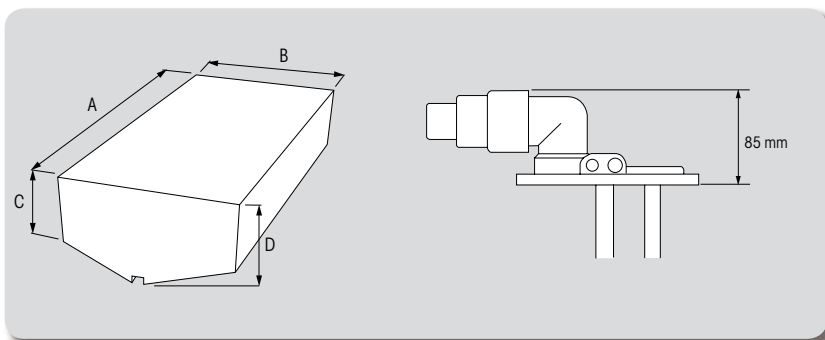
Plate

Special large tanks

Tanks made in high density polyethylene. Feature a multi-purpose plate including :

- A 1 1/2" fuel inlet with a 90° elbow fitting and a straight connector for hose Ø 38/50/60 mm.
- Two metal fittings for hose Ø 10 mm (1/4" male threaded).
- A flange for an electric or mechanical sending unit (available as option).
- An additional 1/4" threaded hole for a diesel return or a second pickup fitting.
- Two metal stoppers (1/4" male threaded).

Model	Capacity	Ref.	A	B	C	D	Option : electric sending unit	
							10-180 Ohm	240-30 Ohm
Flat-bottom	A 140 L	61995	890 mm	820 mm	-	260 mm	61999	62004
	B 86 L	61996	1070 mm	500 mm	150 mm	230 mm	61999	62004
V-type	C 190 L	61997	1230 mm	570 mm	290 mm	330 mm	62002	62007
	D 198 L	61998	1100 mm	1000 mm	165 mm	262 mm	62000	62005



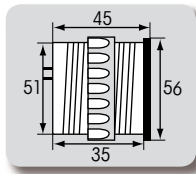
Option



12 V electric gauge
10-180 Ohm : **62009**
240-30 Ohm : **62010**

Accessories & spare parts

12 V electric gauges



Impedance	Ref.	
10-180 Ohm	62009	CE
240-30 Ohm	62010	UL SP

Electric sending units CE



Impedance	10-180 Ohm	240-30 Ohm
185 mm	62049	62050
200 mm	61999	62004
250 mm	62000	62005
270 mm	62001	62006
280 mm	62047	62048
300 mm	62002	62007
390 mm	62003	62008



Fittings

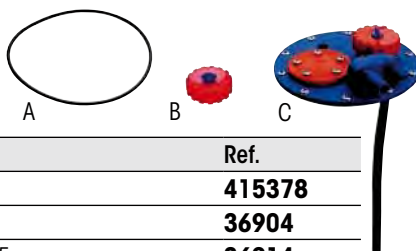
	Description	Ref.	Thread Ø	Hose Ø
A	Set including a 90° inlet connector and a straight connector for hose Ø 38/50/60 mm.	27280	1½"	38/50/60 mm
B	Inlet elbow fitting, 360° swivelling.	62013	1½"	38 mm
C	90° fuel fill or return.	27276	Mâle ¼"	10 mm
D	Vent, 3/8" male.	27278	Mâle 3/8"	19 mm
E	Fuel fill or return.	476080	Mâle ¼"	10 mm




Mechanical gauges

Length	Ref.
220 mm	27272
270 mm	27271
290 mm	62011
400 mm	428721

Spare parts



Description	Ref.
A Plate gasket	415378
B Vent cap	36904
C Support plate Ø 175 mm	36914



Hold-down kits

Description	Ref.
A Set including 2 straps with buckle and 4 polyamide hold-down clamps.	27871
B Set of 4 supports and strap.	476094

Portable fuel tanks

Fuel jerrycans



Jerrycans with spout

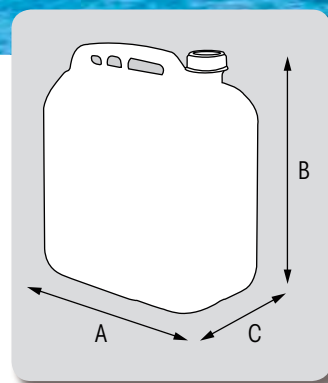
Manufactured in high density polyethylene. Increased stability due to large base dimensions. Supplied with spout. The 5 and 10 L models are equipped with a flexible screw-on spout and a directly reading gauge.



A flexible spout to prevent leaks.

ADR approved (transportation of hazardous materials).

	Capacity	Ref.	A	B	C
A	5 L	62014	270 mm	250 mm	140 mm
B	10 L	62015	310 mm	280 mm	190 mm
C	20 L	62016	350 mm	380 mm	190 mm



W. Borel ©



Plastic fuel jerrycans

Capacity	Ref.	Dimensions (L x W x H)
5 L	418505	340 x 180 x 210 mm
10 L	418506	320 x 180 x 340 mm
20 L	418507	380 x 250 x 390 mm

Jerrycan/tank 27264

Manufactured in high density polyethylene. Can be used as a tank and receive a primer bulb with tube for motor connection. Easy-to-read tank level indication on the tank side.

Capacity : 22 litres.
Reserve fuel area : 2 litres.
Length : 330 mm.
Height : 405 mm.
Width : 240 mm.
Spare cap : **11557**



Fuel tanks

Fuel tanks for horizontal or vertical use

Fuel tanks

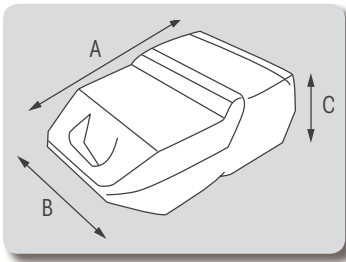
Made in polyethylene.
A partitioned bottom creates a reserve fuel compartment. When gauge registers empty, simply tilt the tank and the reserve fuel supply becomes available.
The 22-litre model features a direct visual level indication (when tank is standing upright).
Supplied with vent cap and outlet fitting.

CE



	Total capacity	Reserve fuel compartment	Ref.	A	B	C	Level indication
A	12 L	1 L	10630	410 mm	260 mm	190 mm	-
B	22 L*	2 L	10631	550 mm	330 mm	230 mm	✓

*Accepts the cap with built in mechanical direct visual gauge (ref. 11559).



CE



	Total capacity	Reserve fuel compartment	Ref.	A	B	C	Level indication
A	12 L	2 L	44803	400 mm	280 mm	170 mm	-
	24 L*	3 L	44804	460 mm	340 mm	230 mm	✓
B	29 L*	3 L	44805	510 mm	365 mm	230 mm	✓

*Accepts the cap with built in mechanical direct sight gauge (ref. 11559).

Fuel tanks

Made in polyethylene.
The 22 and 29-litre models feature a direct visual level indication.
Supplied with vent cap and outlet fitting.

Accessories



Cap with built-in gauge for fuel tanks

11559

Cap featuring a mechanical direct sight gauge. A must-have accessory to know the level of fuel at all times.
Length : 210 mm.



Vent cap **11557**

Funnels



Funnels

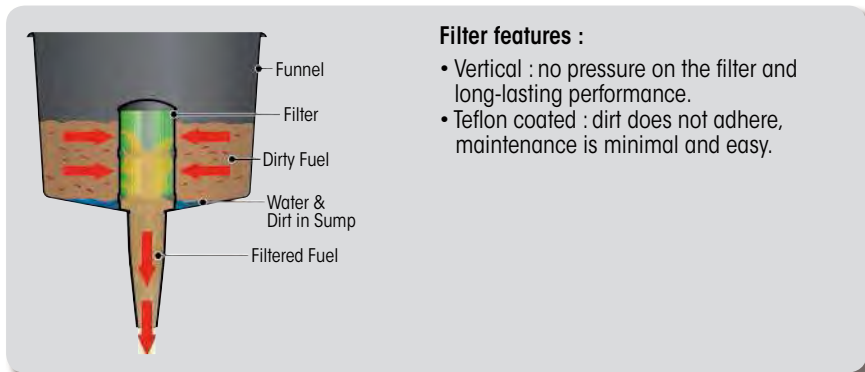
Model	Ref.	Description	With filter	Dimensions inside bowl
A Anti-rolling funnel	403795	Plastic. Comes with 2 spouts.	✓	Ø 16 cm.
B Anti-rolling funnel	27480	Translucent plastic.	✓	Ø 24 cm.
C Funnel	10751	Polyethylene. Suitable for diesel or petrol.	✓	26 x 17 cm



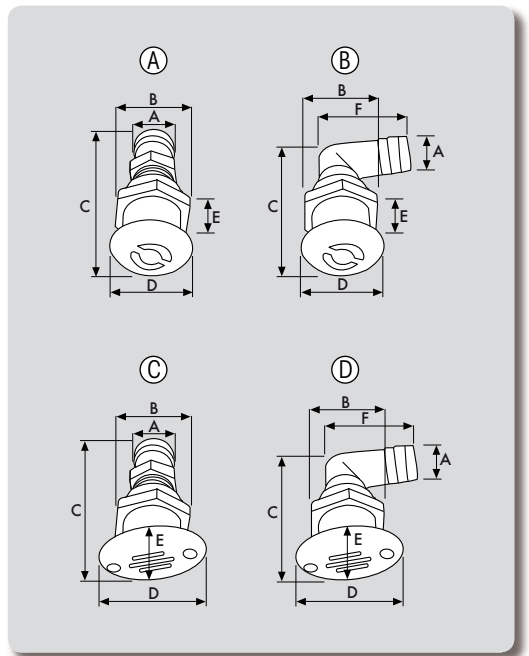
Funnel with separator filter

"Mr Funnel" built-in filter is designed to filter out water, dirt and debris from most fuels (including gasoline, diesel, heating oil and kerosene). Black model is conductive and can be grounded.

Capacity	Ref.	Ø	Height
13 L/min	61847	14 cm	23 cm
19 L/min	61891	22 cm	25 cm



Fuel vents



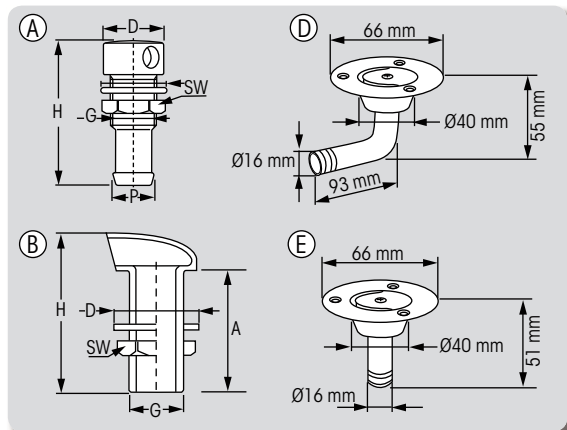
Plastic vents

Model	Ref.	Description	A	Drill Ø	B	C	D	E	F	G	
Round	Ⓐ 62145	White straight vent	16-19 mm	34 mm	41 mm	84 mm	43 mm	40 mm	-	-	5
	Ⓑ 62146	White 90° elbow vent	16-19 mm	34 mm	41 mm	68 mm	43 mm	40 mm	59 mm	-	5
Oval	Ⓒ 62141	White straight vent	16-19 mm	34 mm	41 mm	84 mm	63 x 43 mm	40 mm	-	-	5
	Ⓓ 62142	White 90° elbow vent	16-19 mm	34 mm	41 mm	68 mm	63 x 43 mm	40 mm	59 mm	-	5
Rectang.	- 421901	White straight vent	16 mm	19 mm	25 mm	34 mm	34 mm	25 mm	54 mm	70 mm	2

Plastic vents, metal finish



Model	Ref.	Description	A	Drill Ø	B	C	D	E	F	
Round	Ⓐ 62147	Straight vent	16-19 mm	34 mm	41 mm	84 mm	43 mm	40 mm	-	5
	Ⓑ 62148	90° elbow vent	16-19 mm	34 mm	41 mm	68 mm	43 mm	40 mm	59 mm	5
Oval	Ⓒ 62143	Straight vent	16-19 mm	34 mm	41 mm	84 mm	63 x 43 mm	40 mm	-	5
	Ⓓ 62144	90° elbow vent	16-19 mm	34 mm	41 mm	68 mm	63 x 43 mm	40 mm	59 mm	5



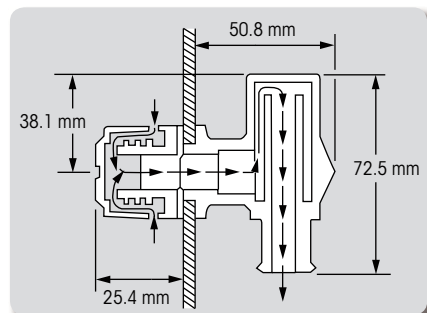
Metal vents

Model	Ref.	Description	For Ø
Ⓐ Straight, chromed brass	49361	D : 25 mm. H : 60 mm. SW : 23 mm. G : 19 mm. P : 16 mm. Weight : 85 g.	Hose Ø 16 mm
	418853	A : 65 mm. D : 33 mm. H : 83 mm. SW : 26 mm. G : ½". Weight : 160 g.	Connector ½"
Ⓑ Straight, chromed brass	418854	A : 68 mm. D : 38 mm. H : 88 mm. SW : 32 mm. G : ¾". Weight : 230 g.	Connector ¾"
	418855	A : 75 mm. D : 48 mm. H : 98 mm. SW : 38 mm. G : 1". Weight : 375 g.	Connector 1"
Ⓒ Straight, chromed brass	419216	ISO 11105. With flame-guard.	Hose Ø 16 mm
Ⓓ Elbow, st. steel AISI 316	419454	With flame-guard. Flush flange.	Hose Ø 16 mm
Ⓔ Straight, st. steel AISI 316	419462	With flame-guard. Flush flange.	Hose Ø 16 mm



P-trap fuel tank vent 421003

P-trap fuel tank vent, eliminates the need for an anti-siphon loop in the hose.
Black plastic body with stainless steel trim cover.
For hose Ø 16 mm.
Hull thickness : 14 mm max.
Drill diameter : 19 mm.




Chromed brass vents

- Straight : **13911**
- 90° : **13912**


Includes monel filter.
For hose Ø 16 mm.
Hull thickness 13 mm max.

St. steel clamshell vent



Material	Ref.	Dimensions (L x l x H)	
Inox 304	13927	41 x 38 x 11 mm	10
	13928	54 x 54 x 15 mm	5
Inox 316	421895	60 x 60 x 13 mm	2

Plastic clamshell vent **31519**



White clamshell vent.
Dimensions (L x W x H) : 55 x 50 x 12 mm.

Oil change

Electric pumps



Oil change / winterizing system

12 V motor includes thermal overload protection.

Self-priming.

- 2.4 m electric cable and battery clips.
- Reversible contactor.
- Hose kit.
- 13 L storage container.

Voltage	Ref.	Flow rate
12 V	471865	5.6 L/min*

* variable output according to oil temperature (between 60 and 70°C).



Drill oil pump

471866

Oil change and liquid transfer pump, **self-priming**.
12 V motor includes thermal overload protection.

- Flow rate 757 L/hour.
- 1/4" - 6 mm Ø drill shaft.
- Rising main on inlet.
- 2.40 m hose.
- Outlets Ø 19 mm.

Manual pumps

Sump pump

37212

Hand sump pump manufactured from brass with rubber gaskets and hose.

Inlet tubes Ø 6-9-12 mm.
Cylinder length : 228 mm.



Syphon pump

403796

Suitable for transferring liquids such as oil, diesel, petrol and water.
Length 120 cm.


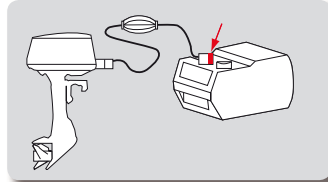
Fuel line connectors

Nitrile gasket : vulcanised rubber, standard quality.
Viton gasket : vulcanised rubber, superior quality.




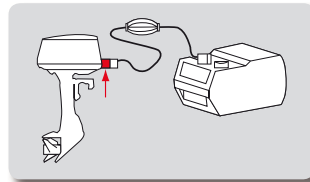
Tank connectors

For engine	Type	Nitrile	Viton
A JOHNSON EVINRUDE (OMC)	Male	-	31442
B YAMAHA	Male	-	31443
C MERCURY MARINER	Male	-	31441
D	Female	39304	-
E SUZUKI CHRYSLER FORCE	Male	-	39306
F HONDA SUZUKI TOHATSU NISSAN	Male	-	39307



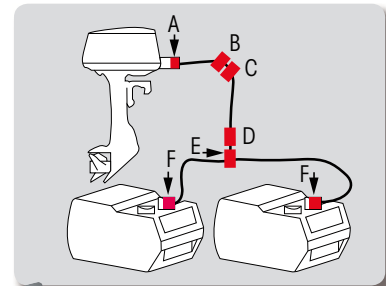
Engine connectors

For engine	Type	Viton
A JOHNSON EVINRUDE (OMC)	Male	39294
B TOHATSU NISSAN	Male	39309
C YAMAHA MERCURY MARINER	Male	39297



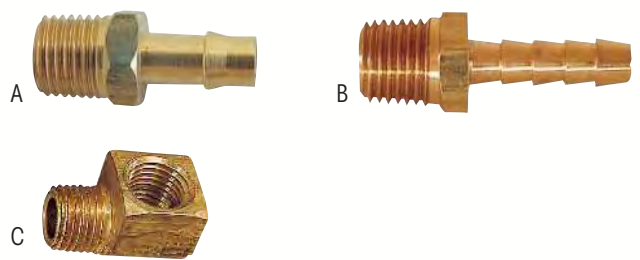
Hose connectors

For engine	Type	Nitrile	Viton	Where on diagram
SUZUKI, CHRYSLER FORCE	Female, for hose on engine and tank side	-	A 39305	A-F
TOHATSU NISSAN	Female, for hose on engine side	-	B 39308	A
HONDA	Female for hose on engine side	-	R 39310	A
JOHNSON EVINRUDE (OMC)	Female, for hose on engine and tank side	J 39295	K 39296	A-F-D-C
	Male, for loose hose	-	F 31440	B
	2-way male, for loose hose	-	I 31446	E
MERCURY MARINER	Female, for hose on engine side	N 39300	-	A
	Female, for hose on engine side (old model)	Q 39303	-	A-B
	Female, for hose on engine and tank side	L 39298	M 39299	A-F-D-C
	Female, for hose on tank side	O 39301	P 39302	F-D-C
	Male, for loose hose	-	E 31439	B
	2-way male, for loose hose	-	H 31445	E
YAMAHA	Male, for hose on tank side	C 17564	-	F-C
	Female, for hose on engine and tank side	L 39298	M 39299	A-F-D-C
	Male connector for loose hose	-	D 31438	B
	2-way male, for loose hose	-	G 31444	E



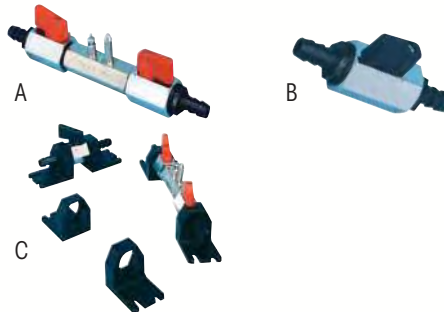
Fuel connectors

Model	Ref.
1/4" threaded connector for hose int. Ø 8 mm. (int. passage hole Ø 5 mm).	A 408013
1/4" threaded connector for hose 3/8" (int. passage hole Ø 7 mm).	B 403710
Reducing elbow connector for 1/4 x 1/8 US tank.	C 404196



Fuel valves

Description	Ref.
2-way fuel valve for hose Ø 10 mm. For OMC - JOHNSON - EVINRUDE.	A 43707
2-way fuel valve for hose Ø 10 mm. For YAMAHA - MARINER - MERCURY - HONDA.	A 43708
Shut-off fuel valve for hose Ø 8 mm.	B 44631
Polyamide valve holding brackets (pair).	C 45186



Hose & primer bulbs

Hose and primer bulb

Material	Ref.	Hose length	Bulb model	Filter included	Terminals included	Description
PVC	A 31958	2 m	ref. 31957	-	-	-
Rubber	B 45387	2 m	ref. 31957	-	-	-
	45388	3 m	ref. 31957	✓	-	-
Rubber	C 415830	2.5 m	ref. 424329	-	✓	For Yamaha Mariner 5/55 CV and Mercury 8/9.9 CV
	424332	2.5 m	ref. 424329	-	-	For Yamaha Mariner 5/55 CV and Mercury 8/9.9 CV



409995 : Stainless steel collar Ø 11 mm for fuel hose, removable tanks only (ISO10088 standard).



Plastic collars, hydrocarbon resistant

Primer bulb

Ref.	Ø	Length	Hose Ø
A 31957	45 mm	150 mm	8 mm
B 424329	48 mm	190 mm	9.5 mm

Black	White	Length	Width	Ø max.
43816	43815	120 mm	4 mm	28 mm
43824	43822	200 mm	5 mm	51 mm
43830	43829	360 mm	5 mm	112 mm



Fuel hose – internal use

Hose for internal (engine compartment) or external use (fire resistant) to ISO 7840 standard.

Models	Ref.	Int. Ø mm	Ext. Ø mm	Max pressure	Length
CARBO supply	411158	6 mm	16 mm	10 bar	10 m
	411162	16 mm	26 mm		



Fuel hose for outboard motor intake
50 m length.

Construction	Ref.	Int. Ø	Ext. Ø
Polyurethane	37338	7 mm	12 mm
PVC	37339	7 mm	13 mm
Polyurethane	39311	10 mm	16 mm

Fuel Filters

Separator filters

Water and solid contaminants accumulating in the tank often generate failure in your engine fuel pump and injection system.


The function of the filter is to :

- Provide efficient **separation** : water is denser than fuel and flows downward into the filter.
- **Filtrate** contaminants : the solid contaminants are filtered completely through the filter element, preventing any ingress.



Model (max. capacity / filtration)	For motor	Ref.	Features	Dimensions (H x Ø)	Weight
A 50 L/h - 10 µ	< 200 HP / < 2500 cm ³ . Diesel or petrol, Inboard or Outboard.	46552	Aluminium head and cartridge. Transparent plastic receiver bowl.	180 x 100 mm	590 g
B 80 L/h - 10 µ	< 300 HP / < 3500 cm ³ . Diesel or petrol, Inboard or Outboard.	46554	Includes a draining plug.	210 x 100 mm	670 g
C 50 L/h - 400 µ	< 300 HP / < 3500 cm ³ . Diesel or petrol, Inboard or Outboard.	46556	Aluminium head. Plastic filter and transparent receiver bowl.	116 x 74 mm	135 g

Accessories

- Galvanised steel connectors for hose Ø 8 mm**
- Straight connectors for filters 46552 & 46554 : **46561**
 - 90° elbow connectors for filter 46556 : **46558** 

Spare parts

- Replacement cartridge for 46552 : **46553**
- Replacement cartridge for 46554 : **46555**
- Filter element for 46556 : **46557**



Diesel filters

Polyamid.


	Thread	For engine	Ref.	For hose internal Ø	Length	Weight
A	250 µ	< 2000 cm ³	418850	6 mm	105 x 35 mm	14 g
B	365 µ	< 3500 cm ³	49096	6-8 mm	125 x 40 mm	30 g
C	660 µ	> 3500 cm ³	49097	7-10 mm	200 x 50 mm	54 g



Petrol filters

Polyamid.

	Filtration	Max. motor recommended	Ref.	For hose internal Ø	Dimensions (L x max Ø)	Weight
A	130 µ	< 2000 cm ³	49094	6-8 mm	99 x 36 mm	20 g
B	130 µ	< 3500 cm ³	49095	6-8 mm	127 x 55 mm	45 g



PETROL Spin-On filter

Spin-series is specially designed for outboard motors and gasoline In-board. The filter element is screwed directly on the head.

Ref.	Engine power	Flow	Height	Width	Thickn.	Weight	Replacement
A 410866	< 40 HP	95 L/h	109 mm	53 mm	57 mm	0.14 kg	410871 Filter S2502 (10 µ)
B 416681	40 to 75 HP	114 L/h	166 mm	81 mm	81 mm	0.5 kg	416682 Filter S3240 (10 µ)
C 410867	75 to 150 HP	227 L/h	222 mm	102 mm	102 mm	0.9 kg	410872 Filter S3227 (10 µ)
D 410869	> 150 HP	341 L/h	264 mm	114 mm	109 mm	1.4 kg	410874 Filter S3232 (10 µ)

DIESEL Spin-On filter

Filters diesel engines, small and middle.



Ref.	Flow	Height	Width	Thickn.	Weight	Replacement
A 410876	57 L/h	145 mm	81 mm	81 mm	0.59 kg	410880 Filter R12P (30 µ)
B 410877	114L/h	229 mm	102 mm	102 mm	0.80 kg	410883 Filter R20P (30 µ)
C 415521	114 L/h	229 mm	102 mm	102 mm	0.80 kg	410883 Filter R20P (30 µ)
C 410932	170L/h	267 mm	102 mm	102 mm	1.00 kg	410919 Filter R25P (30 µ)

Accessories and spare parts for Racor filters

Description	Ref.	Product type
90° elbow connector - nipple type - flexible 8 mm	410886	Connectors for Petrol and Diesel Spin-On series.
90° elbow connector - nipple type - flexible 10 mm	410887	
Straight connector - nipple type - flexible 6.5 mm	410888	
Straight connector - nipple type - flexible 8 mm	410933	
Straight connector - nipple type - flexible 10 mm	410890	Connectors for Spin On petrol filter 660 RAC0.
Straight connector - nipple type - flexible 8 mm	410891	
Straight connector - nipple type - flexible 10 mm	410892	
Straight connector - nipple type - flexible 12 mm	410893	

Description	Ref.	Specs.
Spin-On Diesel replacement filter elements	410880	30 Microns
	410883	
	411167	
	410919	
Bowl take-down key (suitable for all models on this page)	417643	-



Replacement filter elements

Only filters with MA termination (marine) can receive heat deflector shields.

Description	Type	Ref.
02 microns	Type 2010	410782
	Type 2040	410791
	Type 2020	410794
10 microns	Type 2010	410788
	Type 2040	410792
	Type 2020	410795
30 microns	Type 2010	410790
	Type 2040	410793
	Type 2020	410796

Be careful the choice of your filter should not depend only on the fuel consumption. Number of diesel engines have a significant return to diesel tank. You should rely on the maximum flow pump diesel. All filters are supplied without a connector.



Titan Marine TC-W3 Lubricant for 2-stroke outboard petrol engines

High standard semi-synthetic, specifically designed to lubricate 2-stroke and jet ski engines. Reduces harmful deposits, ring-sticking, provides effective protection from friction and wear and good resistance to corrosion and rust.

Titan Marine TC-W3 features :

- Exceptional cleanliness of internal engine.
- Protection against sticking piston rings.
- Low viscosity ensures a stable homogeneous mix.
- Excellent stability in unleaded petrols.
- Red colour designed to show up in fuel mixes.

Ref.	Volume
40258	1 L
53269	2 L
40259	5 L

Meets the NMMA-TC-W3 specification.

Labelling in : GB, F, D, NL.



Titan Marine MC 10W-40 Lubricant for 4-stroke, petrol and diesel engines

Semi-synthetic lubricant with MC* base, specifically designed for pleasure boating. Suitable for high performance marine engines.

* MC : Molecularly Converted. High pressure hydrogenated base.

Titan Marine MC 10W-40 features :

- Optimum engine cleanliness.
- Superior protection against wear.
- Good stability to high temperature oil pressure.
- Full compatibility with other similar oils.
- Adaptability to catalytic converters.

Ref.	Volume
53046	2 L
53047	5 L
53048	60 L

Meets the API SJ/SL/CH-4/CI-4 specifications

Labelling in : F, GB, D, NL.



Titan Marine 15W-40 Lubricant for 4-stroke inboard and outboard engines, petrol and diesel

Multigrade oil for use all year round in all petrol and diesel 4-stroke engines (including turbo-charged engines such as engines used on rescue boats, emergency power generating sets, fishing trawlers or professional fishing vessels). Protects against corrosion, friction and wear and keeps the internal engine clean.

Titan Marine 15W-40 features :

- High detergent properties for internal engine cleanliness.
- Excellent dispersancy.
- Exceptional thermal stability.
- Good resistance to corrosion and rust.
- Efficient against bore polishing.

Ref.	Volume
40262	2 L
40263	5 L
40265	60 L

Meets the API SG/CF-4, CCMC PD2/D4/G4 specification. Viscosity SAE 15W-40.

Labelling in : F, GB, D, NL.



Titan Marine FC-W SAE 10W-30 Lubricant for 4-stroke petrol engines

Super high performance engine lubricant for 4-stroke petrol engines. Particularly recommended for outboard engines requiring NMMA FR-W standard.

- Excellent engine cleanliness and protection over the whole engine lifetime.
- Excellent resistance to corrosion in damp environment, protects the internal engine against damage caused by humidity.
- Very good shear resistance ensuring very high oil film resistance.
- Good resistance to rust.
- Efficient against bore polishing.

Ref.	Volume
66510	2 L
67092	5 L

Meets the NMMA FR-W specifications and complies with most engine manufacturers' standards.

Labelling in : F, GB, D, NL.

Lubrication and performance



Gear lubricant Titan Marine Gear MP

46413

250 ml tube.
85 W-90 extreme pressure lubricant designed for outboard gear and Z-Drive transmission systems.

- Anti-corrosion additives protect the mechanical transmission gear.
 - Marine growth repellent.
- Meets specifications API GL5, MIL-L-2105 D.
Labelling in GB, F, D, NL.



Multi-purpose Renolit grease

46415

250 g tube.
NLGI 2 grade.
White marine grease particularly designed for greasing engines and marine accessories.

- Excellent protection against corrosion.
 - Good mechanical stability.
 - Easy to pump.
- Labelling in GB, F, D, NL.



Renolit FEP 2 grease

46416

400 g tube.
NLGI 2 grade.
Extreme pressure, multi-purpose grease, recommended for standard temperature and load conditions.

- Good mechanical stability.
 - Easy to pump, even at low temperature.
 - Good protection against corrosion.
 - Excellent stability.
- Labelling in GB, F, D, NL.



Hydraulic control : Titan ATF 4000 fluid

46414


1 litre bottle.
Specially fortified lubricant for hydraulic steering, trim and inverters which require a Dexron-type fluid.

- Good stability to corrosion.
 - Withstands heavy loads and protects from wear.
 - Marine growth repellent.
- Homologated MB p.236.1,
General Motors Dexron III, Ford Mercon M2C 185A, GM Allison C4, ZF TE-ML 03/11/14.
Labelling in F, NL.


Outboard motor flushers

Engine attachment for flushing outboards with clean, fresh water.

Supplied with flushing connector



Engine attachments	Length L	Ref.	For hose Ø	Terminal
A Round	240 mm	10750	16 mm	Straight, with nut.
A Round	260 mm	417427	16 mm	Straight, with nut.
B Rectangular	230 mm	51497	16 mm	Straight, with nut.



Oil measurers

Description	Ref.
A Graduated plastic oil measurer with cap. Height 30 cm.	17616
B Small plastic oil measurer. Height 12 cm, Ø 5.8 cm.	26897



Exhaust systems



A



B

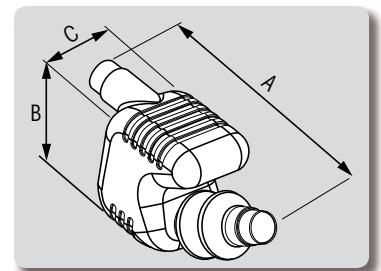


C

Waterlock

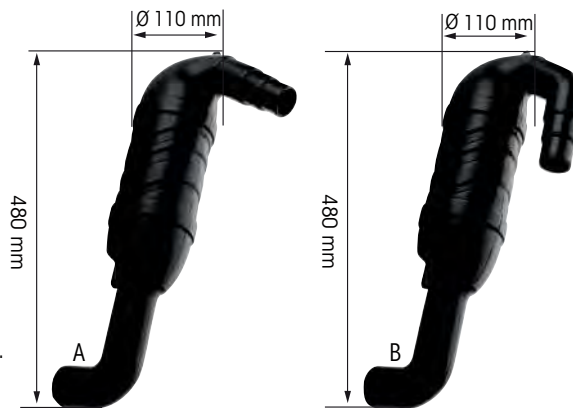
Enables to collect seawater present in the hose and reduces the noise in the exhaust system.

Capacity	Ref.	For hose int. Ø	Dimensions A x B x C	Weight
A 7 L	46571	40.5/45.5/50.5 mm	485 x 220 x 150 mm	1.2 kg
B 20 L	48917	55/60/65 mm	660 x 320 x 220 mm	2.8 kg
C 33 L	48918	75/90 mm	760 x 400 x 290 mm	4.2 kg
33 L	473876	100/115 mm	760 x 400 x 290 mm	4.2 kg


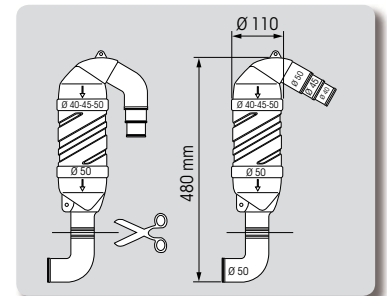


Gooseneck

- Polyethylene.
- Prevents water from entering into hose and engine through the exhaust circuit.
- For exhaust hose with internal Ø 40, 45 and 50 mm.



Model	Ref.	Hose Ø
A 45° gooseneck outlets	473872	Ø 40/45/50 mm
B 90° gooseneck outlets	46572	Ø 40/45/50 mm



Exhaust hose

Marine wet exhaust,
SAE J 2006 compliant

- Light and flexible.
- Smooth internal rubber hose against back pressure.
- Operating temperature : -30° to +80° C.
- Length : 5 m.

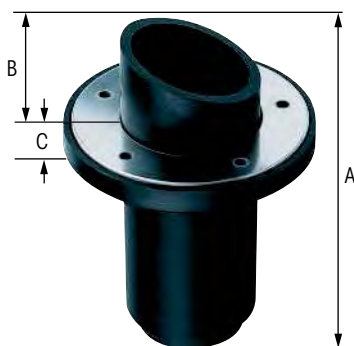
Ref.	Ext. Ø	Int. Ø		Weight/m	Bend radius
		mm	Inches		
46574	44 mm	40	1 9/16"	0.7 kg	80 mm
46575	49 mm	45	1 3/4"	0.8 kg	90 mm
46576	55 mm	50	2"	1 kg	100 mm
48922	64 mm	60	2 3/8"	1.2 kg	120 mm
48923	80 mm	76	3"	1.6 kg	150 mm
48924	95 mm	90	3 1/2"	1.8 kg	180 mm
410944	108 mm	102	4"	2.1 kg	200 mm

Flat clamp for exhaust hose

- 316 stainless steel.
- 12 mm band.



Hose Ø	Ref.	Suitable for hose
44-56 mm	35838	46574, 46575, 46576
58-75 mm	35840	48922
68-85 mm	35841	48923



Transom exhaust connection

Easy transom mounting.
Rubber with stainless steel flange for screw-fixing.

Ref.	Hose internal Ø	Int. Ø	Ext. Ø	A	B	C
48919	50 mm	39 mm	52 mm	119 mm	30 mm	12 mm
48920	60/75 mm	50/62 mm	60/73 mm	123 mm	32 mm	10 mm

316 st. steel straight exhaust outlet



Fixed with 4 screws

Ref.	Useful Ø	Ext. Ø (flange)	Height
473904	38 mm (1 1/2")	83 mm	116 mm
473905	48 mm (1 7/8")	92 mm	143 mm
473906	63 mm (2")	105 mm	143 mm

Exhaust outlet valve

Supplied with tightening clamp.




Ref.	Ø
473866	50 mm
473867	63 mm
412757	75 mm
408164	100 mm
473868	150 mm

Filters

Water filters - High capacity

Stainless steel strainer on all models.



Description	Ref.	Capacity	Body	Output
A 2 short connectors	65348	150 L/min	120 mm	32 mm - 1 1/4"
B 2 hose barb connectors	411006	150 L/min	120 mm	Ø 19/25/32 mm
C With st. steel bracket	411007	300 L/min	170 mm	38 mm - 1 1/2"



66121



66122



66123

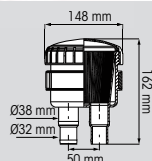


66124

Water filters

Water filters for engine cooling.

For hose	Ref.
Ø 19-25 mm / 3/4" - 1"	66121
Ø 32-38 mm / 1 1/4" - 1 1/2"	66122

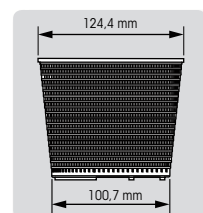


Illustrated model 66122.
Same dimensions for 66121 and 66123.
Only hose diameter is different.

Air filter

Active carbon filter for ventilation.

Description	Ref.
Air filter for hose Ø 19-25 mm / 3/4" - 1"	66123
Spare active carbon cartridge	66124




Wallcarpeting


Wallcarpeting

Manufactured in PVC. Closed-cell foam coating provides efficient soundproofing and heat/cold insulation.
 Fireproof : meets the ISO 3795 standard.
 We recommend the use of a water-based glue.
 Width : 140 cm. Thickness : 2.7 mm.
 Available in 2 versions : smooth or embossed.
 Supplied in 25 m reels.

	Ref.	Colour	Version
A	37905	White	Smooth
	37906	Off-white	Smooth
B	37908	Egg shell	Embossed



Acoustic insulation



Foam

Standard compliant

Flammability : FMVSS302 (burns with difficulty : flame propagation inferior to 100 mm/min.)

Compression deflection : DIN 53577

Elongation at break : DIN 53571

Compression set : DIN 53572

Description	Ref.	Density	Thickness	Sheet dimensions
Foam + foil facing.	13490	120 kg/m ³	20 mm	1 m x 0.50 m
Adhesive foam + foil facing.	13491			
Foam + foil facing.	13492	120 kg/m ³	30 mm	1 m x 0.50 m
Adhesive foam + foil facing.	13493			
Foam + foil facing.	35637	100 kg/m ³	40 mm	1 m x 0.50 m
Adhesive foam + foil facing.	35644			
Foam + foil facing.	35638	100 kg/m ³	50 mm	1 m x 0.50 m
Adhesive foam + foil facing.	35645			



M4 convoluted foam

Flexible and fireproofed foam made from convoluted polyester, specially designed for acoustic use.
 Good absorption properties for air-diffused mechanical sounds.

Fire classification : M4.

Net density : 27/29 kg/m³ ± 10%.

Resistance to compression : 40%.

Colour : charcoal grey.


Temperature resistance : 40°C/+120°C.

Resistant to hydrocarbonates.

Size (L x W x Th.)	Ref.
200 x 100 x 3 cm	413576
200 x 100 x 4 cm	413577
200 x 100 x 5 cm	413578
200 x 100 x 6 cm	413579
70 x 50 x 5 cm	400525
Set of 4 convoluted panels	

M4 foam

Fire resistant.




20 mm built-in PU foam - M4 473738

Built-in multi-component insulation foam with visco-elastic barrier and PU protection film.
Good absorption of bass and medium sounds.
Excellent temperature resistance, good resistance to oils and humidity.
Washable, complies with UL94 HBF standard.

Made from :

- PU film.
- Black PU foam, 20 mm thick.
- Density : 26 kg/m³.
- Adhesive side.
- Resistance to compression : 40%.
- Fire resistance : M4.
- Panel size : 150 x 100 x 2 cm.




25 mm built-in PU foam - M4 473845

Built-in soundproofing foam.

Made from :

- Perforated PVC film.
- Polyurethane foam, 25 mm thick.
- Mass : 2 kg/m².
- 3 mm bond foam.
- Fire resistance : M4.
- Panel size : 200 x 130 x 2.5 cm.




50 mm built-in PU foam - M4 402944

Built-in soundproofing foam.
Washable. Very good mechanical strength.
Good resistance to hydrocarbons and humidity.
Temperature range : -40°C to +120°.

Made from :

- Polyurethane protection film (25 μ).
- 45 mm absorbent foam - 30 kg/m³.
- PVC mass 5 kg/m².
- 5 mm bond foam - 30 kg/m³.
- Fire resistance : M4.
- Panel size : 200 x 140 x 5 cm.

ISO 4589-3



Agglomerated foam

Efficient acoustic insulation working at a wide range of frequencies extending from 125 Hz to 4000 Hz. 200 cm x 140 cm panel.

Composition :

- Polyurethane film (25 μ) with density of 120 kg/m³. 100% sealed, washable and resistant to hydrocarbons and solvents.
- Absorbing polyurethane foam with density of 120 kg/m³ operating at low frequencies.

The ground panel model allows to stop low frequencies.

Self-extinguishing type fire approval. Meets ISO4589 European-3 standard.

Model	Ref.	Thickness	Weight
Without ground. Panel with self-adhesive backing.	475898	25 mm	3.2 kg/m
Without ground. Use with 2-layer glue (Neoprene).	475900	40 mm	5 kg/m
With ground. Panel with self-adhesive backing.	475899	40 mm	9 kg/m



Interconnecting strip 475881

Thin reinforced PU film.
70 mm wide x 5 m long roll.
Used to assemble two panels in a neat and efficient way.

Bilge ventilation

Classic electric blower

ISO 8846 : Ignition protected motor
ISO 9097 : Electrical fan



Hints to select the right bilge blower

Bulkhead-mount : the ideal option if installation is complex and connectors are numerous.

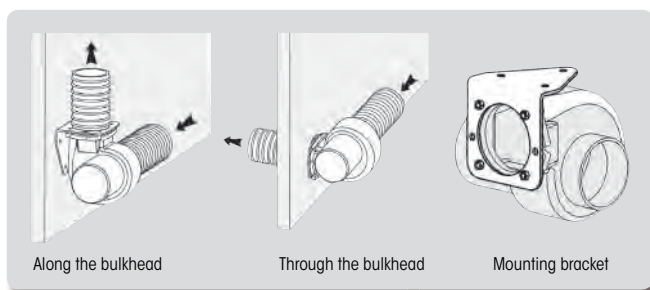
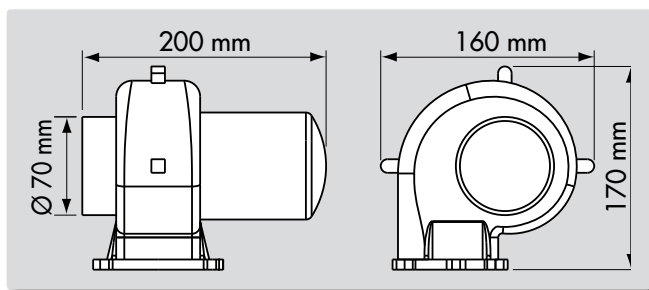
In line : the simplest and the most economic option, ideal in plain configurations without multiple elbows and connectors. Will usually have a longer lifetime than other models, with a reduced power consumption.



Selected by boatbuilders for its sturdy construction and durability.

- Suitable for use in the engine compartment, cabins and damp closets or areas.
- In the engine compartment : it is essential to start the blower 5 minutes before starting the engine.
- Its compact design allows installation in different positions and in space restricted areas. Can be mounted along or through a bulkhead, horizontally or vertically. An optional mounting bracket adapts the blower to all mounting possibilities.
- Sturdy polyamide housing for good shock resistance.

Power	Ref.	Output	Consumption
12 V	16274	150 m ³ /h	4 Amp
24 V	16275	150 m ³ /h	2 Amp



Accessories



• Flanged adaptor :
16276
Ø 70 mm
125 x 125 mm



• Hose : **16277**
Ø int. : 70 mm.



• Gasket : **17642**



• Mounting bracket :
57287



Any loured vent designed to fit hose Ø 70 mm is suitable



In-line bilge blowers



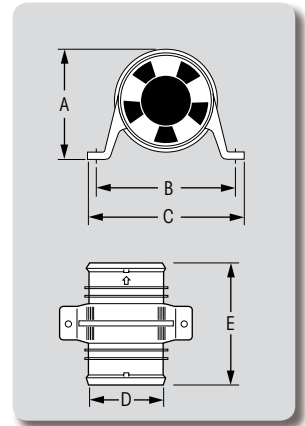
Turbo 3000



Turbo 4000

In-line bilge blower, continuous duty

Attwood blower, provides ventilation for engine compartment, bilge and marine head closets. Features a 5-blade fan generating optimum exhaust capacity. ABS housing dampens sound and vibration and is corrosion-proof. Built-in mounting feet allow horizontal or vertical installation. Meets ISO 9097 specifications.



Model	Power	Ref.	Version	Open flow	Max. fuse amp.	Consumption	A	B	C	D	E
Turbo 3000	12 V	26949	Standard	4 m ³ /min.	4 Amp.	2.6 Amp.	92 mm	114 mm	128 mm	76 mm	128 mm
Turbo 4000	12 V	26950	Standard	6 m ³ /min.	5 Amp.	2.5 Amp.	115 mm	140 mm	154 mm	102 mm	128 mm
Turbo 4000	24 V	426336	Watertight	6 m ³ /min.	3 Amp.	1.5 Amp.	115 mm	140 mm	154 mm	102 mm	128 mm



YellowTail in-line blower, continuous duty

High performance and efficiency thanks to six blades. Easy installation with extended bars and slotted mounting bracket. Meets ISO 9097 specifications.



Ref.	Model	Power	Output	Amp.	Dimensions
475871	3"	12 V	3.4 m ³ /min	3.8 Amp.	130 x 140 x 96 mm
475872	4"	12 V	6.2 m ³ /min	5.5 Amp.	130 x 162 x 122 mm



In-line blower, intermittent duty **418201**

1 hour non-stop maximum use. Not ignition protected.

- Output : 2.8 m³/min.
- Power : 12 V.
- Amp. : 4.5 Amp.
- Fuse : 6.
- Dimensions : 120 x 120 x 210 mm.
- Intake Ø : 75 mm.
- Output Ø : 75 mm.

Ventilation ducting hoses

To avoid water intrusion into the ventilation circuit, place the ventilator in a protected area and do not hesitate to bend the hose.



Hose for ventilation with internal helical braid

PVC flexible hose reinforced with PVC internal helical braid. Smooth-walled inside. Temperature range : -15° C to +60° C. Do not use under pressure. Length : 10 m.

High flexibility



Ref.	Int. Ø	Thickness	Braid Thickness	Weight	Bend radius	Vacuum pressure
16277	70 mm	0.5 mm	3.3 mm	500 g/m	110 mm	150 mbar
27160	76 mm	0.5 mm	3.4 mm	530 g/m	115 mm	127 mbar
27161	102 mm	0.5 mm	3.8 mm	1000 g/m	127 mm	100 mbar



Hose for ventilation with external helical braid

PVC flexible hose reinforced with rigid shockproof PVC external helical braid. Smooth-walled inside. Temperature range : -10° C to +60° C. Do not use under pressure. Length : 25 m.

Lightweight and resistant

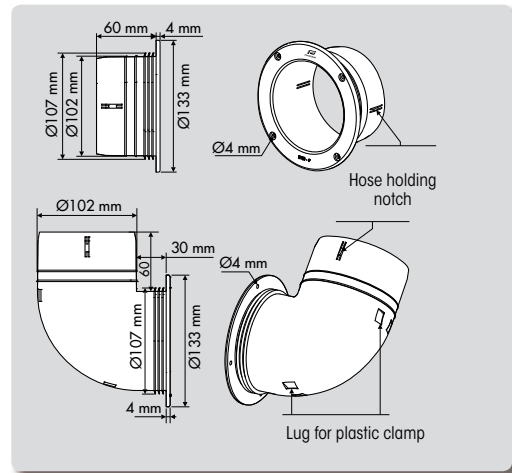
Ref.	Int. Ø	Thickness	Weight	Bend radius	Vacuum pressure
403945	70 mm	0.6 mm	415 g/m	105 mm	150 mbar
403944	75 mm	0.6 mm	465 g/m	113 mm	140 mbar
418253	100 mm	0.8 mm	615 g/m	150 mm	140 mbar

Connectors for ventilation shaft

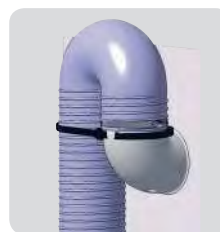
Specifically designed to ventilate engine compartments.

- A - **51069** Elbow connector.
- B - **51070** Straight connector

Polypropylene construction : shock and load resistant, impervious to fuel and acetic acid. Notches and lugs hold the hose in position ; in addition, the hose must be secured with stainless steel clamps. Connector is easy to fit, by means of 4 screws outside.



For ventilation shaft Ø 102 mm, 4".



The elbow against the transom prevents water intrusion.

When installing the blower, we recommend to place the exhaust louvred ventilator in a reasonably protected area (for example, in the cockpit rather than on the transom), so as to prevent water intrusion into the ventilation circuit. An extra precaution consists in building an elbow in the hose.



Wall-mount PVC connector

Description	Ref.	Hose Ø
PVC straight connector	50155	65 - 70 mm
	50156	100 mm



To support two ducting hoses, two stiffening adapters can be associated. Fixing lugs allow securing them by 2's, when they need to adapt to a double louvered vent.

Stiff ducting adapters

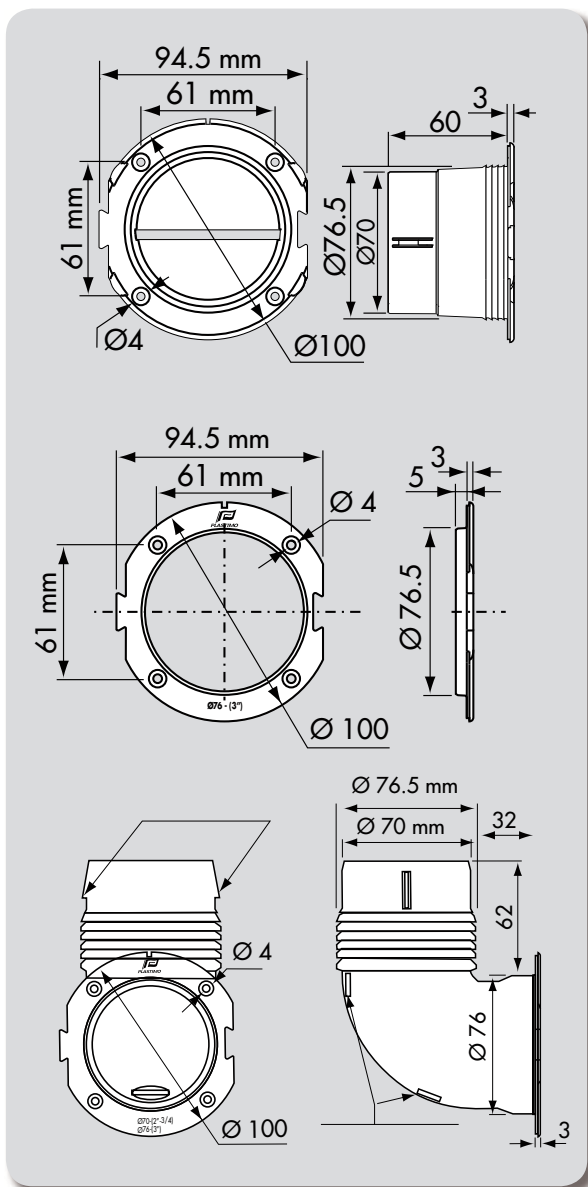
Suitable for Ø 3" and 70 mm ducting hose. Manufactured from polypropylene for a good UV-resistance. It is extremely shock and load resistant, compatible with common sealants and impervious to acetic acids. Made to support a hose along a bulkhead.

On the straight model, ventilation is ensured by a louvered opening, which also prevents heavy water intrusions.

Quick and easy installation :

Drill a Ø 76 mm hole. Notches ensure the perfect hold of the adapter in the bulkhead. Secure the adapter with 4 x M4 screws and sealant for waterproofness (compatible with most common sealants). Clip a louvered vent if necessary : moulded-in ribs contribute to the vent's secured position. Fit the hose on the adapter. Two lugs hold the hose, while waiting to be secured with stainless steel hose clips (not supplied).

Ref.	Modell
A 47514	3" straight adapter
B 54389	3" elbow adapter
C 54390	3" 5 mm flange



3" hose vents

Used either on its own to ventilate a locker or in conjunction with the stiffening adaptor for connection to a hose.

No screws required : neat aesthetics and time-saving assembly.

Ref.	Colour
47515	White
47516	Grey
47517	Black
56067	Chrome

Use :

- **Locker ventilation** : drill a Ø 73 mm hole with a hole saw, apply sealant and push-in the vent.
- **Inside locker ventilation, in conjunction with a hose** : the vent grid is simply clipped on the stiffening adaptor, requiring no glue nor mechanical fixture.



Ventilation flange

417965

Ø 75 mm - 3"

Black polyethylene resistant to water and hydrocarbons.

Easy mounting with no need for clamps. Access from above deck.

Vents

Range of vents covering most mounting possibilities typically encountered on a boat. The Plastimo range provides a stylish, efficient and mechanically resistant answer.

To prevent water intrusion into the ventilation circuit, place the vent in a protected area and if possible form a swan neck in the sheath.

Double vents



A

Connects two ventilation exhausts behind one single louvred vent.

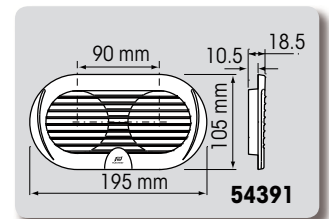


B



A - Example :
locker
ventilation

Description	Ref.	Dimensions	Colour
Double ventilator. Offers multiple combinations in conjunction with two adaptors (flange, straight or elbow stiffening adaptors). The vent is simply clipped on the stiffening adaptors (90 mm space between the two holes). Detachable double vent - Polyamide	A 54391	195 x 105 mm Ø 3"	White
	B 44545	255 x 115 mm	White



54391

Louvered vents

AISI 316 st. steel louvered vents

Description	Ref.	Dimensions
A 3-slot	13356	208 x 111 mm
A 5-slot	13357	325 x 111 mm
B 4-slot	476180	213 x 111 x 38 mm
C 5-slot	403626	288 x 111 x 22 mm
D 10-slot	476185	527 x 76 x 32 mm



A



B



C



D



ABS louvered vents

Heavy duty ABS, corrosion and UV-proof.
Creme colour model can be lacquered.
Built-in dimensions : 406 x 56 x 25 mm.

Colour	Ref.	Dimensions
Chrome	403624	452 x 87 mm
Black	403625	452 x 87 mm
Cream	418221	452 x 87 mm


Plastic collector box

Black plastic.
2 exits, flow Ø 3" and 4".
Suitable for ventilation or water exhaust.



Ref.	Dimensions	Flow exits
403623	260 x 83 x H 140 mm	2 x 3"
423807	460 x 115 x H 127 mm	2 x 4"

Plastic vents




Rectangular vents

Description	Ref.	Colour	Dimensions
A Plastic	16311	Black	200 x 100 mm
	17657	White	
B ABS	27320	White	441 x 69 mm Cut-out 390 x 49 x 19 mm



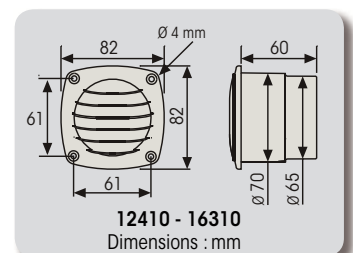
Square vents

Dimensions	White	Grey
84 x 84 mm	A 424932	-
92 x 92 mm	B 47063	C 47064
118 x 118 mm	D 50152	-



Round vents + flange

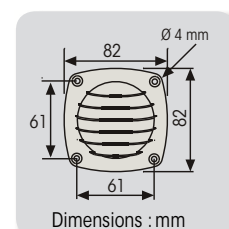
Ref.	Colour	Dimensions
A	12410	White
	16310	Black
	421952	Black
B	421953	White
	421955	White
C	421956	Black




Round vents

Manufactured from PBT, for increased UV-resistance. Compatible with common sealants and impervious to acetic acids. Resistant to distortion resulting from hygrometry fluctuations.

Ref.	Colour	Dimensions
12409	White	82 x 82 mm
16307	Grey	82 x 82 mm
16308	Black	82 x 82 mm



Stainless steel vents



A



B



C

Rectangular vents

Ref.	Material	Dimensions
A 16312	St. steel	115 x 230 mm
B 16314	St. steel	115 x 130 mm
C 16313	St. steel	65 x 125 mm



A



B



C



D



E

Fixed round vents

Ref.	Material	Dimensions
A 13355	316 St. steel	Ø 125 mm
423516	304 St. steel	Ø 100 mm
B 423517	304 St. steel	Ø 127 mm
423520	304 St. steel	Ø 152 mm
414528	304 St. steel	Ø 64 mm
C 414529	304 St. steel	Ø 83 mm

Butterfly round vents

Ref.	Material	Dimensions
402873	304 St. steel	Ø 102 mm
D 402907	304 St. steel	Ø 127 mm
414451	304 L St. steel	Ø 90 mm
E 414452	304 L St. steel	Ø 120 mm
414454	304 L St. steel	Ø 150 mm
412976	304 L St. steel	Ø 180 mm

Oval vent



Ref.	Description	Dimensions
472659	304 st. steel. Drill size 144 x 34 mm	150 x 40 mm

Square vent + flange



Ref.	Description	Dimensions
475364	316 st. steel vent flange for hose Ø 100 mm	127 x 127 mm




Folding outboard engine trolley & stabilizer

Zinc-plated steel structure, varnished wood board.
Wood board width : 43 cm.

Description	Ref.	Features
Folding outboard engine stabilizer.	A 402358	Overall height : 90 cm. Weight : 6 kg. Suitable for motor 20 HP (14.72 kW) 40 kg max.
Folding outboard trolley with tank-holder.	B 402357	Includes shock cord to secure tank. Overall height : 90 cm. Weight : 12 kg. Rubber wheels Ø 15 cm. Suitable for motor 20 HP (14.72 kW) 50 kg max.
Folding outboard trolley with tank-holder. Special wheels for sand.	C 418432	Includes shock cord to secure tank. Overall height : 90 cm. Weight : 10 kg. Wheels Ø 22 cm. Suitable for motor 20 HP (14.72 kW) 45 kg max.

Outboard transom pads

Plastic transom pads



	Width	Height	Thickness	Black	White	Grey
A	230 mm	86 mm	5.5 mm	45343	45341	45342
	270 mm	98 mm	5.5 mm	45339	45337	-
B	300 mm	220 mm	7 mm	45331	45329	-
	450 mm	360 mm	7 mm	-	45333	45334
C - Tilted	450 mm	360 mm	3 mm - 19.5 mm	195139	195136	195138
D	450 mm	360 mm	6 mm	45327	45324	45326



Aluminium transom pad

Anodized aluminium transom pad
with safety cable fastening.

Ref.	Dimensions
402018	200 x 95 mm
402024	315 x 100 mm

Adjustable motor brackets



St. steel motor brackets, wood pad

175702

For motor 10 HP - 40 kg max.

Structure & springs : St. steel.

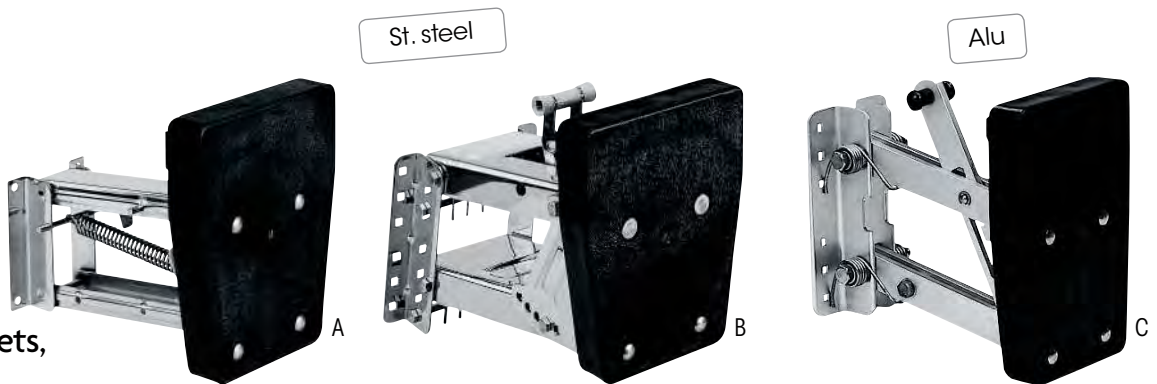
Pad : varnished marine quality plywood.

Height of pad : 248 mm.

Width of pad : 180 mm.

Thickness : 33 mm.

Height clearance : 355 mm.



Motor brackets, plastic pad

Ref.	Structure & pad	Pad	For motor	Height of pad	Width (pad top)	Width (pad base)	Thickness	Height clearance
A 51566	316 st. steel structure - 304 st. steel springs	Polypropylene	10 HP - 30 kg max.	265 mm	210 mm	160 mm	45 mm	260 mm
B 51567			20 HP - 50 kg max.	265 mm	210 mm	160 mm	45 mm	260 mm
C 31619	Structure & springs : anodised aluminium	Polypropylene	< 20 CV - 50 kg	265 mm	210 mm	160 mm	45 mm	310 mm

Aluminium motor brackets

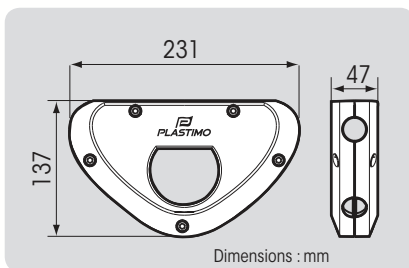


Ref.	Structure & springs	Pad	For motor	Height of pad	Width (pad top)	Width (pad base)	Thickness	Height clearance
A 46326	Anodised aluminium - Double structure - Reinforced springs	Marine quality wood	9.9 HP 4 stroke - 30 HP 2 stroke - 70 kg max.	300 mm	375 mm	335 mm	42 mm	320 mm
B 400541			15 HP max - 30 kg max	270 mm	-	200 mm	40 mm	310 mm
C 400543	Anodised aluminium	Varnished marine quality wood	20 HP max - 35 kg max	270 mm	-	200 mm	40 mm	300 mm
D 473775			9.9 HP 4 stroke - 30 HP 2 stroke - 50 kg max.	300 mm	300 mm	270 mm	43 mm	280 mm
E 413927			25 HP max - 40 kg	270 mm	200 mm	-	40 mm	320 mm

Fixed motor brackets




**MADE BY
PLASTIMO**



Outboard motor holder

- White : **61535**
- Grey : **65628**


Features a built-in compartment to store the cable neatly.
Fibreglass reinforced polyamide 6 and st. steel screws.
Mounting on Ø 25 mm stainless steel tube.
90 cm st. steel sheathed cable included (Ø 4.2 mm).
For motor 5 HP max. (30 kg max.).



Fixed motor bracket

- **405066** : straight pad (0° to 17°).
- **405067** : inclined pad (22° to 35°).

Console made from st. steel.
Varnished marine wood pad, adjustable in 3 positions.
Fastening to transom.
For motor : 8 HP - 40 kg max.
Height : 150 mm.
Width : 265 mm.
Thickness : 35 mm.



Platform-mount motor bracket

414658

316 st. steel bracket, varnished wood pad.
For motor up to 8 HP (5.9 kW).
Length : 220 mm.
Height : 190 mm.
Depth : 210 mm.
Thickness : 32 mm.



Teak rail-mount motor bracket for outboard

40167

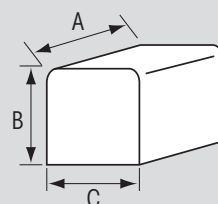
Teak pad : 180 x 175 mm
Rail or pulpit Ø : 22 mm min., 25 mm max.
For motor up to 20 kg.



Outboard motor covers

With lanyard for perfect fit.

Dralon bleu royal	PVC white	Dimensions A x B x C
38018	38022	45 x 20 x 25 cm
38019	38023	45 x 25 x 30 cm
38020	38024	45 x 30 x 35 cm
38021	38025	55 x 35 x 35 cm



Accessories for motor brackets



Marine safety chain

51738

High safety chain in corrosion-free hardened steel. 10 mm shackle. Length 1.10 m. Integral sleeve for optimum protection. Ideal for outboard engine or any deck equipment (lifter, tender,...).



Safety cable

Plastic coated st. steel cable, with a st. steel hook on each end.

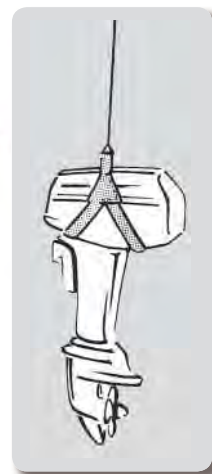
Ref.	Description
A 17618	Transparent plastic coated. Length : 1 m.
B 414100	White plastic coated. Length : 60 cm.



Lifting sling for outboard motor

418654

For outboard engine <15HP (max. 50 kg).



Engine start braid

High strength, polyester braided with 16-plait core. High friction resistance. Density : 1.38.

Ø mm	White/black	Breaking strength	Length
3	417122	200 kg	200 m
4	417123	320 kg	100 m
5	417124	400 kg	
6	470001	590 kg	


Winch straps

Eliminate all the problems of twisting and binding which can occur with cable. The large heavy duty hook allows for easy and secure retrieval. Rinse in fresh water regularly. 50 mm wide webbing straps.

Description	Ref.	Length	Break load
A Polyamide	410696	4.50 m	1800 kg
	410698	6 m	
	410699	7.50 m	
B Polyester	10755	4.50 m	5000 kg
	10756	6 m	
	10757	7 m	

Polyester lashings


Model	Ref.	Length	Width	Break load	Fitted with
A	415217	2.50 m	25 mm	70 kg	Zamak buckle
	415218	3 m	25 mm	70 kg	
B	31484	5 m	35 mm	500 kg	Buckle
C	416154	3.50 m	25 mm	130 kg	Ratchet
	416155	5 m	25 mm	130 kg	
D	414266	3 m	25 mm	500 kg	1 ratchet + 2 "S" hooks
	10102	6 m	25 mm	400 kg	
E	421984	6 m	50 mm	1000 kg	Ratchet
	10316	8 m	50 mm	5000 kg	
F	10315	6 m	50 mm	5000 kg	1 ratchet + 2 hooks
	417934	8 m	50 mm	4000 kg	
	417933	10 m	50 mm	4000 kg	



Trailer accessories

Trailer winches + cable or webbing strap

Zinc-plated steel manual trailer winches.



	Safe working load	With cable or webbing strap	Ref.	Gear ratios	Hub Ø	Handle
A	450 kg	Steel cable, 10 m Ø 4.2 mm	65547	4.1 : 1	18 mm	18.5 cm
B	450 kg	Webbing strap, 8 m x 50 mm wide	65548	4.1 : 1	18 mm	18.5 cm
C	1130 kg	Steel cable, 10 m Ø 5 mm	65549	5.1 : 1 + 12.2 : 1	21 mm	20.5 cm
D	1130 kg	Webbing strap, 8 m x 50 mm wide	65550	5.1 : 1 + 12.2 : 1	21 mm	20.5 cm



Winch cables

410700 : 6 m
410701 : 10 m

Manufactured from high tensile 7 x 19 galvanised aircraft cable.
This pliable cable easily winds on winch reel and is fitted with 112 mm marine snap hook.
Breakload : 1500 kg.
SWL : 1000 kg.



LED trailer lights

Waterproof LED trailer lights (IP67), heavy-duty, vibration and UV-resistant.
For increased safety on the road, they feature the Multivolt™ technology which ensures that the lamp will perform at full brightness (across a range of voltages) and will not be affected by voltage drop. Easy to install and maintenance free.

Suitable for both 12 V and 24 V connections.

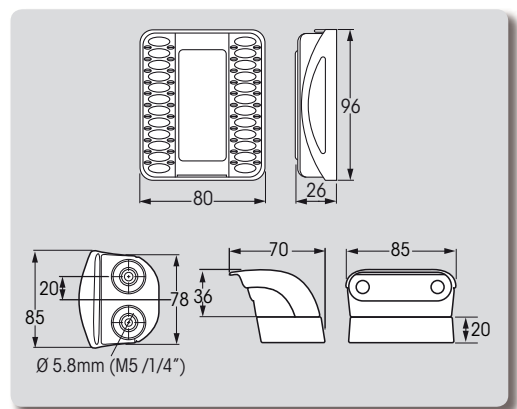
Spike and reverse polarity protected.

Pre-wired with 50 cm cable (2.5 m for number plate light).

ECE approved.

Hella marine

5 year
Warranty



	Functions	Ref.	Voltage	Consumption
A	Stop, rear position, rear indicator lamps and 18 cm ² red retroreflector.	61938	LED Multivolt™ 8-28 V DC	Position 1 W, direction 2 W and stop 2 W
B	Number plate lighting*	61939*	LED Multivolt™ 10-33 V DC	0.5 W

* Two lights are required to meet ECE requirements.



Trailer light

403054 :
4-function square light.
Size : 98 x 98 x 49.5 mm

Spare bulbs

400767 : BA15S - 12 V - 21 W bulb

404908 : BA15S - 24 V - 21 W bulb



Trailer sockets and plugs


Ref.	Description
403057	7B plastic male plug
403058	7B plastic female socket
427708	Extension cable - 10 m - 6 wires.



Trailer hitch

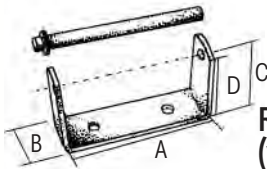
422400

Trailer hitch bowl Ø 50 mm. Thread Ø 24 mm x L. 55 mm.
Complies with ISO standard for 3.5 tons.



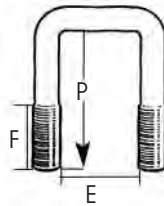
Rubber rollers and buffers

Model	Ref.	Length	Ø bore	Dimensions
A Buffer block	416719	120 mm	-	Width 100 x thickness 40 mm
	416718	300 mm	-	Width 100 x thickness 30 mm
B Flat roller	416705	126 mm	16 mm	Ø max. 75 mm. Ø min. 50 mm. Reinforced spindle
	416707	126 mm	21 mm	Ø max. 75 mm. Ø min. 50 mm
	416704	195 mm	21 mm	Ø min. 47 mm
	416708	197 mm	16 mm	Ø max. 69 mm. Ø min. 59 mm
	416701	200 mm	16 mm	Ø max. 88 mm. Ø min. 60 mm
C «V» roller	416709	197 mm	21 mm	Ø max. 69 mm. Ø min. 59 mm
	403121	200 mm	21 mm	Ø max. 70 mm. Ø min. 60 mm. Weight 950 g
	403122	200 mm	21 mm	Ø max. 86 mm. Ø min. 60 mm. Weight 1080 g
	403129	200 mm	21 mm	Ø max. 86 mm. Ø min. 60 mm
	416702	200 mm	21 mm	Ø max. 88 mm. Ø min. 60 mm
	417380	200 mm	21 mm	Ø max. 90 mm. Ø min. 60 mm
D Castor roller	416712	74 mm	16 mm	Ø max. 82 mm
	416714	74 mm	18 mm	Ø max. 120 mm
	416713	74 mm	21 mm	Ø max. 82 mm
	416715	74 mm	21 mm	Ø max. 120 mm
E Castor roller	403132	70 mm	25 mm	Ø max. 142 mm



Roller brackets (without spindle)

Ref.	A	B	C	D
422423	137 mm	40 mm	55 mm	75 mm
422424	209 mm	40 mm	60 mm	80 mm



Zinc plated «U» bolts


Wire Ø 9 mm, M10 thread. Supplied with washers and nuts.

Ref.	Dimensions	E	F	P
422370	30 x 30 mm	30 mm		50 mm
422371	40 x 40 mm	40 mm		60 mm
422372	50 x 50 mm	50 mm		75 mm
422373	60 x 60 mm	60 mm		85 mm
422374	80 x 80 mm	80 mm	22 mm	110 mm
422375	100 x 100 mm	100 mm		120 mm
422376	60 x 30 mm	60 mm		55 mm
422377	80 x 40 mm	80 mm		65 mm
422378	100 x 50 mm	100 mm		70 mm
422379	120 x 60 mm	120 mm		80 mm

Spindles and washers

Ø	Length	Spindle	Washer
16 mm	250 mm	422417	422420
20 mm	250 mm	422419	422422

Master Lock



Trailer hitch locks

Simply fit the anti-theft device on the towing ball to keep your trailer safe when parked.

Ref.	Description	Fits couplers Ø
A 63623	Universal trailer coupler lock. Body in nickel plated die-cast zinc. Built-in lock with cylinder.	48 to 51 mm
B 31326	Set of coupler lock with padlock	50 mm



Option



Brass padlock alone :
410704
95 mm.
Stainless steel Ø 8 mm
straight shackle.

Fishing & Angling



Inflatable lifejackets
with washable outer shell,
see pages 22-23

Seats for fishing



Ladder back seat
66215

2-piece plastic injection seat covered with UV-stabilized polypropylene substrate for durability.
Off-white colour.
Removable snap-on cushions.
Molded armrest with polished aluminum brackets.
Dim. : 560 x 560 x 530 mm (L x H x D).
Compatible with 5" x 12" seat mounts.

Deck plates mounts :
see page 524



Fish Pro seat
66212

Comfortable seat for maximum lumbar support.
Charcoal grey colour.
Easy to fold.
Pinch-proof hinges.
Dim. : 480 x 660 x 580 mm (L x H x D).
Compatible with 5" x 12" seat mounts.

Stools / stand-up seats

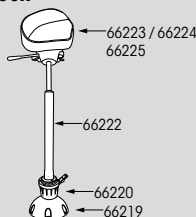
- Black : **66223**
- White : **66224**
- Camouflage : **66225**

Seat or lean against stool, « bicycle » style.
Compact design allows for more room when standing up to fish.
Foam padding covered in marine grade vinyl.
Dim. : 380 x 130 x 280 mm (L x H x D).

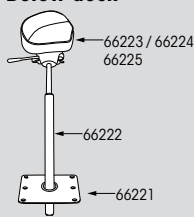


Seat pedestal (see page 525)

• On deck



• Below deck



Norwegian helm seat
66216

High-back helm seat.
Foam padding covered in heavy-duty marine vinyl.
Black colour.
Dim. : 480 x 860 x 580 mm (L x H x D).
Compatible with 5" x 12" seat mounts.



Option : Offshore pedestal 66218 (see page 525).

Fixed rod holders



Jean-Marie Liot ©



Metal rod holders

Options & Accessories



Model	Ref.	Length	Int. Ø	Features
304 st. steel	A 17046	216 mm	35 mm*	Removable rod holder. 100 x 90 mm plate for deck or bulkhead mounting.
316 st. steel	B 35174	232 mm	41 mm	Flush mount. Supplied with cap.
Chromed brass	C 400597	240 mm	40 mm	Flush mount. Supplied with cap.
	D 400570	250 mm	40 mm	Adjustable upper clamp.

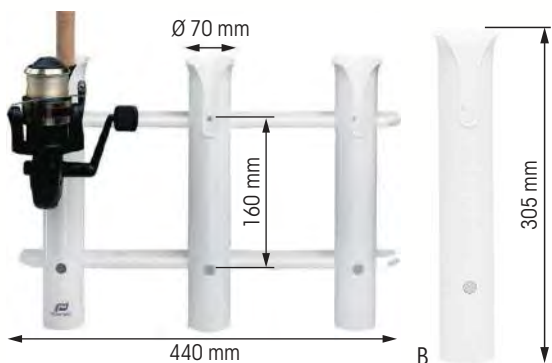
*38 mm without flange.

Plastic rod holders



Model	Material	Ref.	Length	Int. Ø	Features
White	PVC	A 62256	228 mm	44 mm	Supplied with 2 st. steel sockets.
	Polypropylene	B 62259	228 mm	41 mm	Flush mount.
	Polyamide	C 62253	230 mm	40 mm	Flush mount. Supplied with cap*.
	Polyamide	D 196403	230 mm	40 mm	Flush mount. Supplied with cap.
Black	Polyamide	E 44490	235 mm	40 mm	Straight. Flush mount.
	Polypropylene	F 62255	228 mm	41 mm	Flush mount.
	Polyamide	G 44487	230 mm	40 mm	Flush mount.
	Polyamide	H 37659	230 mm	40 mm	Flush mount. Supplied with cap.

* White spare cap : **62258**.




Bulkhead-mount storage racks

- For 3 rods. : **13405**
 - For 1 rod : **13406**
- Length : 305 mm. Ø : 70 mm.

Adjustable rod holders



Jean-Marie Liot ©



Metal rod holders

Model	Ref.	Length	Int. Ø	Features
316 L st. steel	A 400614	330 mm	50 mm	Horizontal mount. Base dimensions : 100 x 65 mm.
Chromed brass	B 400609	290 mm	40 mm	Railmount. Ø tube : 22/25/30 mm
	C 400598	350 mm	40 mm	Horizontal mount. Base dimensions : 93 x 60 mm

Options & Accessories



• Rail mount base for 400609. **404956**



• Intermediate serrated washer for 418378 & 400598. **401768**



• Rubber for rod holder - Ø 40 mm. **401769**



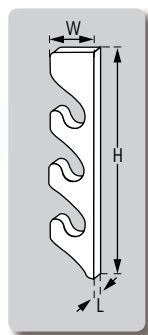
• Rod holder base for 400598. **478205**



Plastic rod holders

Ref.	Features
A 27520	Reinforced plastic rod holder. Locking ring to secure the rod. 180° vertical easily adjustable. Fits all types of rods. 3-year warranty. Supplied with mounting base.
B 37660	For fishing rod 40 mm Ø maximum. Length : 215 mm. Vertical adjustment knob. Supplied with 2 sockets (for lateral or flushmount).

Fishing rod storage



Rod and boat hooks racks

Description	Ref.	H	W	L
A Horizontal storage. Polyethylene. 2 rods.	62252	216 mm	73 mm	19 mm
B Horizontal storage. 3 rods held by strong rubber band.	31529	298 mm	63 mm	23 mm



Rod holding ring **62260**

White rod holding ring.



Fishfinders :
see page
352.



Round surface float

Polyethylene.

Yellow	Orange	White	Ø cm	Height cm	Rope Ø cm	Buoyancy Overall	In use
-	43956	-	4.8	3.2	0.6	62 g	31 g
-	43960	-	5.6	3.6	0.8	71 g	35 g
62202	62188	62187	8	3.9	0.8	500 g	130 g



Marker float

16381

Red and white polystyrene.
Floats are supplied without
rope.

Length : 14 cm, Ø : 6 cm.
Rope Ø : 1.2 cm.

Buoyancy overall : 262 g.
Buoyancy in use : 131 g.



Round surface float

Suitable for fitting marker flag.

Yellow	Orange	White	Ø cm	Height cm	Rope Ø cm	Buoyancy Overall	In use
43399	62182	62181	17	14.5	2	3 kg	1.7 kg
43397	62185	16385	26	20	3	15 kg	8.5 kg



Aquascope, collapsible

Description	Ref.	Ext. Ø	Height
Ideal to watch the underwater world from your boat.	31409	33.5 cm	51 cm



Small bathyscope

Ref.	Length	Height	Width
43350	20 cm	41 cm	17 cm

Diving equipment

LIFE FLAG To be rescued,
we must be seen



61690 - Day



61690 - Night

Diving flags

Innovative process :

Photoluminescence process combined with fluorescence optimizes the location by night or day, in all weather conditions. 5 minutes exposure to a bright light = 8 hours of photoluminescence

Benefits :

- **Safety** : excellent visibility by night or day, immediate spotting even from airplane.
- **Easy to use** : quick and easy fastening with shock cords, fully operational when flat or hoisted.
- **Economic and eco-friendly** : durable safety equipment, recyclable. No other energy source required other than light.
- **Quality** : made in France, non-polluting manufacturing process with solvent-free, water based printing paste. French patent. LNE certificate.

Model	Ref.	Dimensions	Weight	Features
Saint-Andrew's	61690	30 x 40 cm	< 50 g	Blocked mesh polyester fabric, 130 g/m ² . Tunnel strap (Life Flag exclusivity).
Alpha Pro	61824	100 x 125 cm	< 190 g + soft PVC rushes < 80 g	Blocked mesh polyester fabric, 130 g/m ² . Mounted with a tunnel strap on luff. Floating print in the «V» perimeter of 2 cm width bands with photoluminescent texture. Finish with 2 closed covers to place 2 soft pvc rushes that allow to extend the flag in all weather. Complies with RIPAM/COLREG.



Diving flag

64370

Nylon, 30 x 40 cm.



Shark-repellent sachet

301802

Water-soluble powder producing a highly repellent acid solution.

- Dimensions : 18 x 8 cm
- Weight : 100 g
- Expiring date : 3 years (in sealed sachet)

Diver Recall Signal (DRS)

300603

Set of 3 units.

Emits a strong sound signal to call back divers at sea, in lakes or rivers.

Must not be used for any other purpose.



These kits enable you to carry out emergency checks only. It is imperative that correct dive safety training is obtained before operating this equipment.

Beuchat emergency diving kit

56196

Designed for underwater emergency operations or routine maintenance checks below the waterline. This compact system is ideal for ferring fouled propellers and stern gear, anode inspection and hull maintenance...

Kit includes :

- 2-litre tank.
- Regulator (1st and 2nd stages).
- Pressure gauge.
- Stabilising harness with weight pockets.
- Mask and snorkel (adult size).
- Shock-resistant storage bag with internal padded compartments.

Dive duration : approx. 20 minutes at 3 metres depth.
Remaining air in the tank can be checked at all times with incorporated pressure gauge.

Tank can be filled using a standard diving compressor.

Weight : 6 kg.

Dimensions : 45 x 35 x 18 cm.

Accessories

Mask & snorkel (spare)

56197

Adult size.

CE

LED flashlight

301733

4 LED flashlight, floating and waterproof up to 100 m.

Ideal for boating, diving, jet ski...

• 4 bright white LED, life span of more than 5 000 hours.

• 50 to 70 flash/minute.

• Autonomy : 150 hours.

• Visibility up to 2 km.

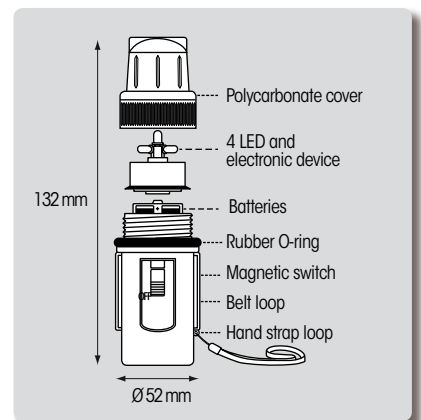
• ABS body and polycarbonate optic.

• Weight : 190 g with batteries.

• Power supply : 3 piles AA (not included).

• Supplied with lanyard and arm-strap.

Waterproof up to 100 m.



Great under-water performance IP68.




Aquadisc underwater lighting

64658

Easy to install below waterline, no need to go through the hull.

Supplied with voltage stabiliser, mounting bracket, screws and 1.5-m cable.

- Blue light.
- St. steel, AISI 316.
- 8-LED - 16 W.
- 12/24 V.
- 1120 Lumen.
- CRI (Color Rendering Index) : > 80.
- Working temperature : -10 to 45°.





Anodes

When your boat's hull is submerged, anodes protect the various metal components (steel or aluminium hull, propeller shaft, keel, rudder, engine) from the deterioration caused by galvanic corrosion.

Galvanic corrosion (also called electrolyte) is the deterioration of metal which occurs when dissimilar metals are joined together by a conductor in an electrically conductive fluid : the least noble metal (the anode) dissolves while the most noble metal (the cathode) remains protected.

Sacrificial anodes are mounted on, or related to the metal to be protected. As the anode has a lower electrical potential than the metal, the anode deteriorates in lieu of the metal to be preserved.



Sea water : Zinc* or Aluminium
Brackish water : Aluminium
Fresh water : Magnesium

* Zinc anodes comply with MIL-A-18001K.

Electrochemical specifications	ZINC	ALUMINIUM	MAGNESIUM
Potential (Ag/AgCl)	- 1050 mV	- 1150 mV	1450 mV
Theoretical capacity	800 Ah/Kg	2700 Ah/Kg	1300 Ah/Kg
Practical capacity	780 Ah/Kg	2600 Ah/Kg	1300 Ah/Kg
Electrical efficiency	95%	90%	50%

Electrical potential of metals (Ag/AgCl)

Bronze	- 400 mV
Steel	- 800 mV
Stainless steel	- 200 -400 mVw
Brass	550 mV
Aluminium	- 800 -1100 mV

Standard anodes protect elements common to all boats (shafts, hull...).

Some anode models are specific to a motor or thruster brand (always refer to the manufacturer's recommendations).

INSTALLATION

The anode must be in direct contact with the metal it protects : never paint around an anode or the anode itself.

Do not fit magnesium anodes on wooden hulls as it would deteriorate the boat structure.

WHEN SHOULD ANODES BE REPLACED ?

Anodes deterioration rate may fluctuate according to the mooring area, water salinity, PH and temperature, potential electrical failure on board, and of course, the quality of the anodes themselves.

A good benchmark for replacement is when the anode is 70-80 % dissolved. It is recommended to replace anodes every year when doing the boat antifouling/launching. In all cases, anodes deterioration should always be watched carefully together with the condition of the metal parts they protect.

IMPORTANT :

On the opposite, anodes may dissolve quickly if they are bad quality or if there is an electrical failure on board (check the batteries, the right earth connection to the dock, the proper cathodic protection of your marina neighbours, ...).

Magnesium anodes

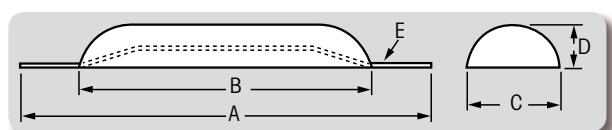
Dimensions in mm

Magnesium
Fresh water



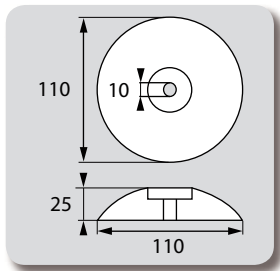
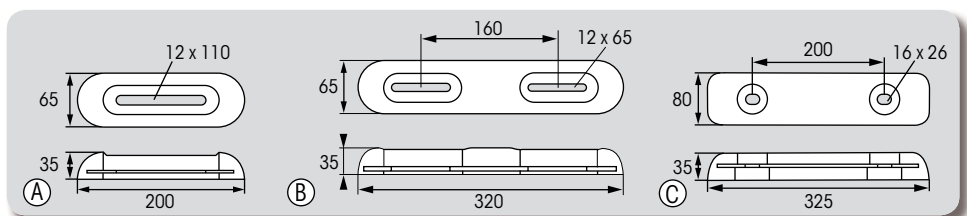
Weld-on anodes, galvanised steel fixing strap

Ref.	A	B	C	D	E	Weight
(A) 38387	190	110	60	28	25 x 4	0.3 kg
(B) 38388	300	180	65	30	25 x 4	0.75 kg
(C) 38389	390	290	80	40	30 x 5	1.3 kg
38390	390	290	90	30	30 x 5	1.8 kg



Bolt-on anodes

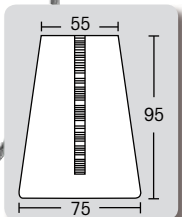
Ref.	Boat	Weight
(A) 38392	Fairline	0.4 kg
(B) 38393	Fairline	0.7 kg
(C) 38394	-	1.6 kg



Disc anode

Supplied in pairs with screw.

Ref.	Weight
53055	0.560 kg



Hanging anode


For optimum performance, hanging anode (or mooring anode) must be brushed regularly

Ref.	Features	Weight
420995	4 m stainless steel cable with PVC sheath. Earthing connector included.	1 kg

Aluminium anodes

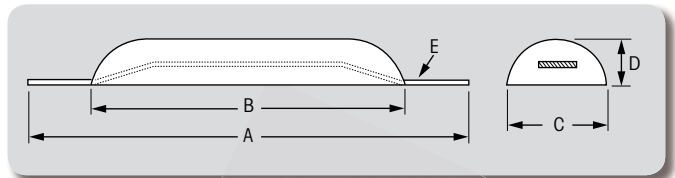
Aluminium
Sea water or brackish water

Dimensions in mm



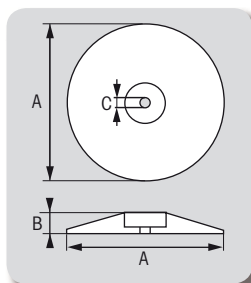
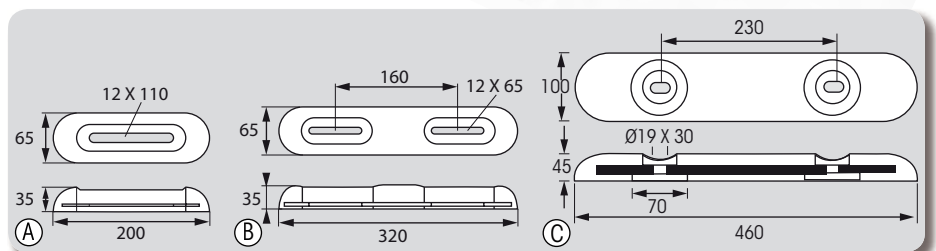
Weld-on anodes, galvanised steel fixing strap

Ref.	A	B	C	D	E	Weight
Ⓐ 38374	190	110	60	28	25 x 4	0.6 kg
Ⓑ 38375	300	200	70	25	25 x 4	1 kg
Ⓒ 38376	300	200	90	35	30 x 5	1.8 kg
Ⓓ 38377	390	290	80	40	30 x 5	2.2 kg



Bolt-on anodes

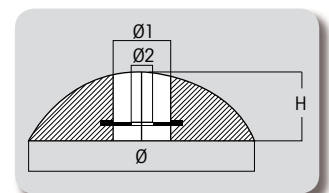
Ref.	Boat	Weight
Ⓐ 38383	Fairline	0.550 kg
Ⓑ 38384	Fairline	1 kg
Ⓒ 177390	Fairline - Sunseeker	5 kg



Disc anode

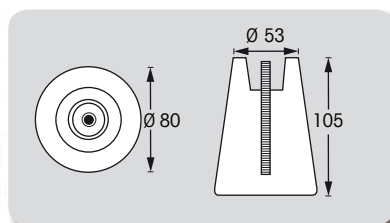
Supplied in pairs with screw.

Ref.	Ø A	B	C
53052	110 mm	25 mm	10 mm
53053	140 mm	29 mm	12 mm



Disc anode (UK)

Ref.	Ø	Ø 1	Ø 2	H	Weight
177386	110 mm 4.33"	36 mm 1.42"	14,5 mm 0.57"	31 mm 1.22"	0.390 kg



Hanging anode 420994

Suitable for aluminium alloy hulls.

- 6 m stainless steel cable with PVC sheath. Earthing connector included.

- Weight : 0.980 kg

Use 2 anodes on boats up to 12 m and 4 anodes on 12-14 m boats.

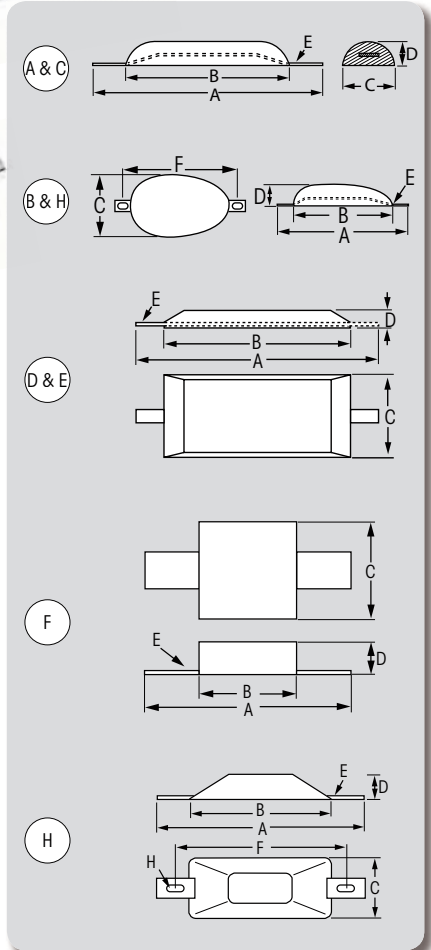

Hanging anodes (or mooring anodes) must be brushed at regular intervals for optimum performance.

Zinc anodes for hull

Zinc*
Sea water

*Compliant with MIL-A-18001K

Dimensions in mm



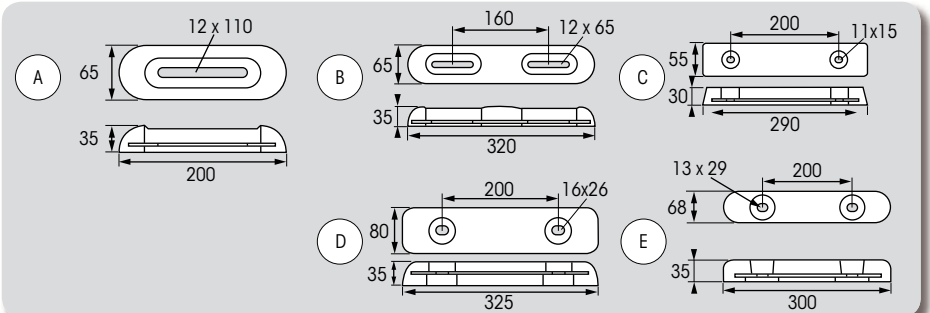
Weld-on anodes, galvanised steel fixing strap

Ref.	A	B	C	D	E	Weight	Features	
A	40236	170	110	60	20	25 x 4	0.6 kg	-
	38214	190	110	60	28	25 x 4	1 kg	-
	39338	250	145	90	35	30 x 4	2.2 kg	-
B	38216	250	150	90	40	30 x 4	3 kg	-
	420915	250	150	90	45	30 x 4	3.3 kg	-
C	38215	300	200	70	25	25 x 4	2.2 kg	-
D	40237	300	200	70	35	25 x 4	2.5 kg	-
E	420913	300	200	50	35	25 x 4	1.9 kg	-
F	420014	160	75	80	25	28 x 3	0.85 kg	-
G	476512	290	150	90	35	30 x 4	2.5 kg	Weld or screw (16x23 mm screws)
	38220	150	110	35	15	20 x 3	0.3 kg	Weld or screw (7x13 mm screws)
H	38221	170	120	45	21	20 x 3	0.5 kg	Weld or screw (7x13 mm screws)
	38222	210	160	90	30	20 x 3	2.2 kg	Weld or screw (11x15 mm screws)



Bolt-on anodes

Ref.	Boat	Weight
A	38268	Fairline 1.2 kg
B	38270	Fairline 2.4 kg
C	38269	- 3 kg
D	40282	- 5 kg
E	420003	- 4 kg

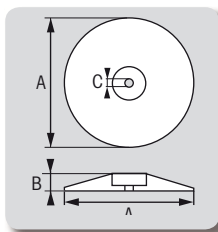
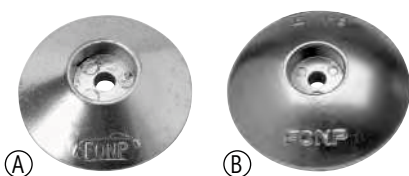


Zinc anodes for rudders, flaps, transoms

Zinc*
Sea water

*Compliant with MIL-A-18001K

Dimensions in mm



Disc anodes


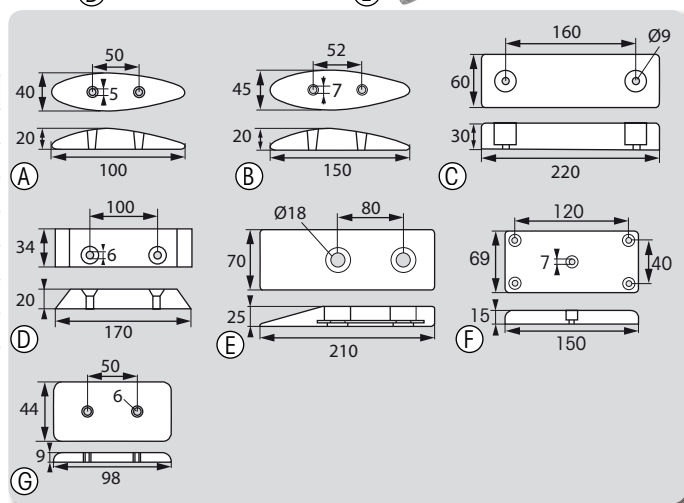
Supplied in pairs with screw.

Ref.	Ø A	B	C
420601	50	12	8
(A) 38223	70	17	8
38224	90	20	8
53051	110	25	10
(B) 420011	125	22	10
420621	140	26	12




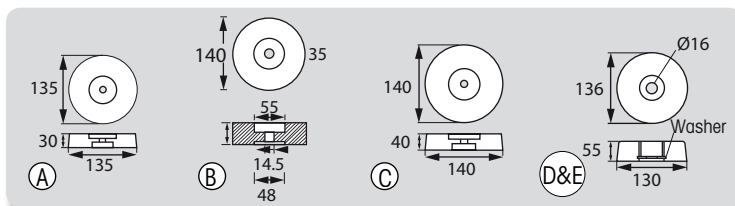
Trim tab anodes

Ref.	Boat	Weight
(A) 420701	-	0.260 kg
(B) 420702	-	0.550 kg
(C) 420140	Riva	2.8 kg
(D) 420708	Saipem	0.6 kg
(E) 476510	-	2 kg
(F) 38265	-	0.9 kg
(G) 420703	-	0.290 kg



Anodes for transom

Ref.	Boat	Weight
(A) 420909	-	2.5 kg
(B) 420911	-	3.4 kg
(C) 420902	-	3.2 kg
(D) 420907	-	4.5 kg
(E) 420908	Complete set	4.5 kg



Hanging anodes

A. Ingot anode + 2 m st. steel cable

38266 Weight 1.4 kg.

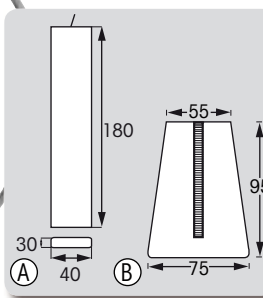
B. Conical anode + 4 m st. steel cable

38267 Weight 2.3 kg.

Cable features PVC sheath.

Earthing connector included.

Hanging anodes (or mooring anodes) should be brushed at regular intervals for optimum performance.



Zinc anodes for shafts

Dimensions in mm

Zinc*
Sea water

* Compliant with MIL-A-18001K.

Shaft anodes



Ref.	Ø A	Ø B	H
38225	20	50	47
38226	22	50	47
38227	25	56	56
38229	28	56	56
38231	30	56	56
38232	32	56	56
38234	35	65	67
38235	38	65	67
38236	40	81	83
38238	45	81	83
38239	50	81	83

Ref.	Ø A	Ø B	H
38240	55	98	98
38241	60	98	98
420865	65	122	108
420870	70	122	108
38228	1" (25.4)	56	56
420815	1" 1/8 (28.5)	56	56
38237	1" 3/4 (44.4)	81	83
405434	2" (50.8)	81	83
405436	2" 1/4 (57.2)	98	98
405438	2" 1/2 (63.5)	122	108

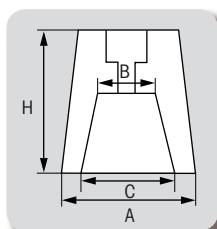
Conical



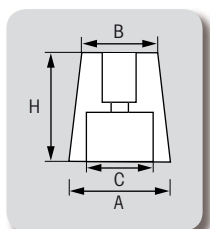
Propeller nut anodes

Model	Ref.	Ø shaft	Ø A	Ø B	C	H	Weight
	38247	25	32	16	25	39	0.140 kg
	38248	30	44	21	32	52	0.290 kg
	38249	35	44	24	37	52	0.4 kg
	38250	40	49	27	42	65	0.540 kg
	38251	45	59	31	48	74	0.9 kg
	420250	50	73	39	57	84	1.150 kg
	420265	55	73	42	65	85	1.120 kg
	401234	60	82	46	71	95	1.7 kg
	38252	22-25	32	26	23	39	0.135 kg
	38253	30	41	30	27	57	0.270 kg
	38254	35	44	38	32	58	0.350 kg
	38255	40	50	41	36	65	0.460 kg
	420204	45	61	-	41	76	0.780 kg
	420205	50	73	-	46	84	0.990 kg
	420206	60	82	-	55	98	1.6 kg

Hexagonal



Conical



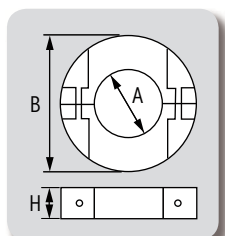
Hexagonal



Screws included

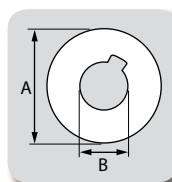
Collar anodes

Ref.	Ø A	Ø B	H
38256	20	60	15
38257	22	60	15
38258	25	60	15
38259	30	60	15
38260	35	74	18
38261	40	74	18
38263	50	96	29



Stainless steel lock ring for shaft

Ref.	Ø shaft	Ø A	Ø B
420210	22-25	38	17
420211	30	46	20
420212	35	51	24
420213	40	54	25

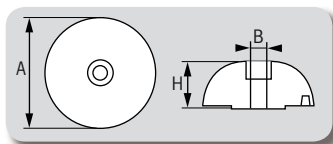


Zinc anodes for propellers

Zinc*
Sea water

* Compliant with MIL-A-18001K.

Dimensions in mm



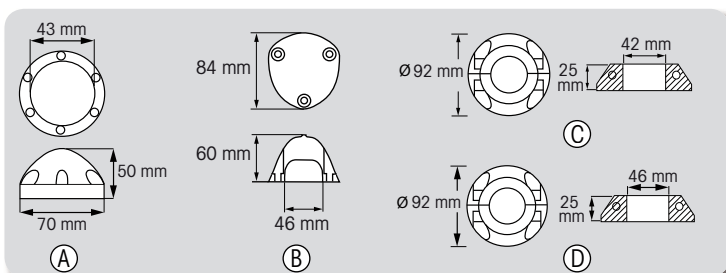
J Prop anodes

Ref.	Ø A	Ø B	H
475663	60	8.5	27
475664	80	10	33



Max Prop anodes

Ref.	Model	Weight
(A) 401237	Ogive	0.3 kg
(B) 401245	Ogive	0.8 kg
(C) 420807	Collar	0.560 kg
(D) 420808	Collar	0.580 kg

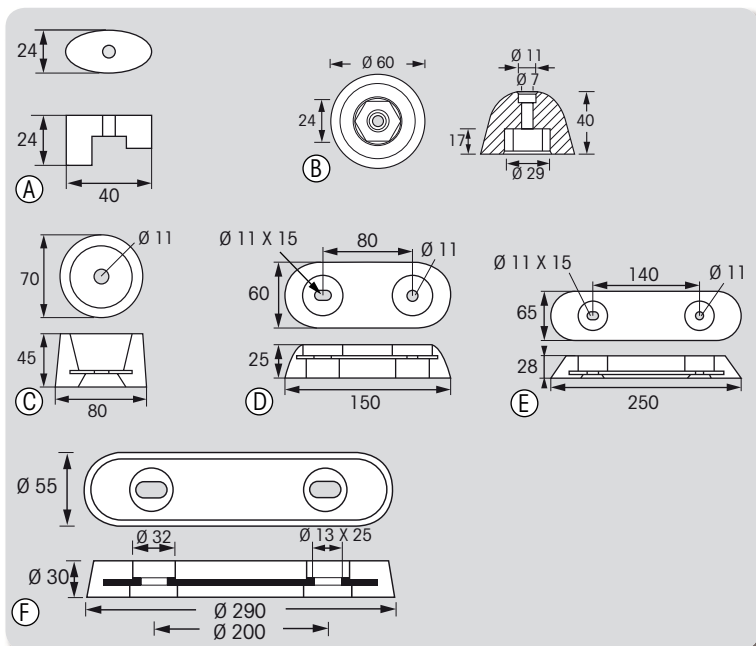


Zinc anodes by brand



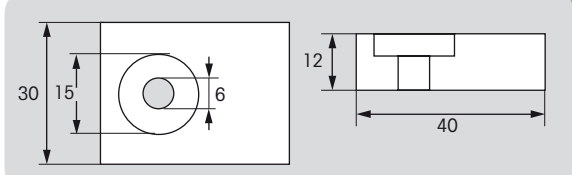
Vetus series anodes

Ref.	Model	Weight
(A) 421089	For bow thruster	0.058 kg
(B) 420060	For propeller	0.440 kg
(C) 421247	Washer	1.170 kg
(D) 401794	Bar	1 kg
(E) 401949	Bar	2.4 kg
(F) 420950	Bar	2.7 kg



Suzuki 38318

Orig. code: 55320-95310.
Series: 40 -> 115 HP.
Weight: 0.090 kg.



Zinc anodes by brand

Dimensions in mm

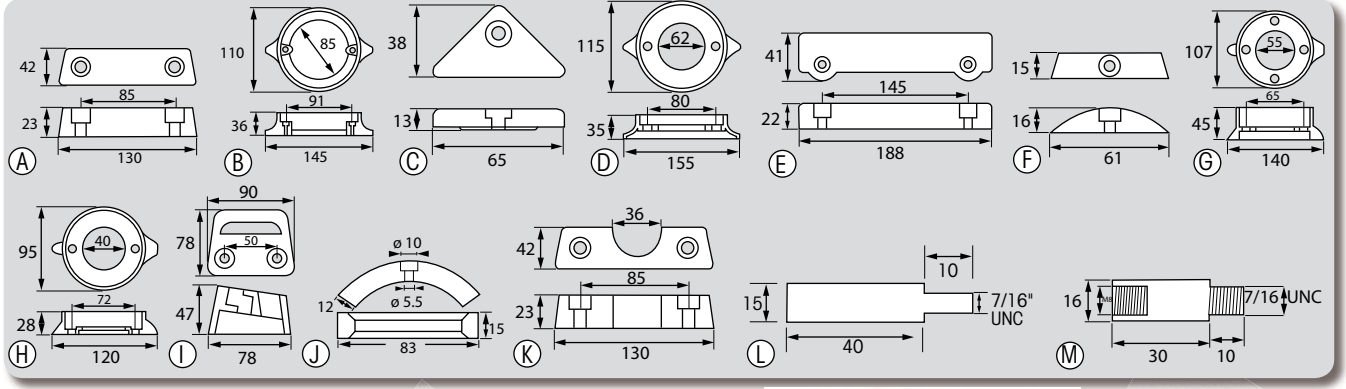

Zinc*
Sea water

* Compliant with MIL-A-18001K.



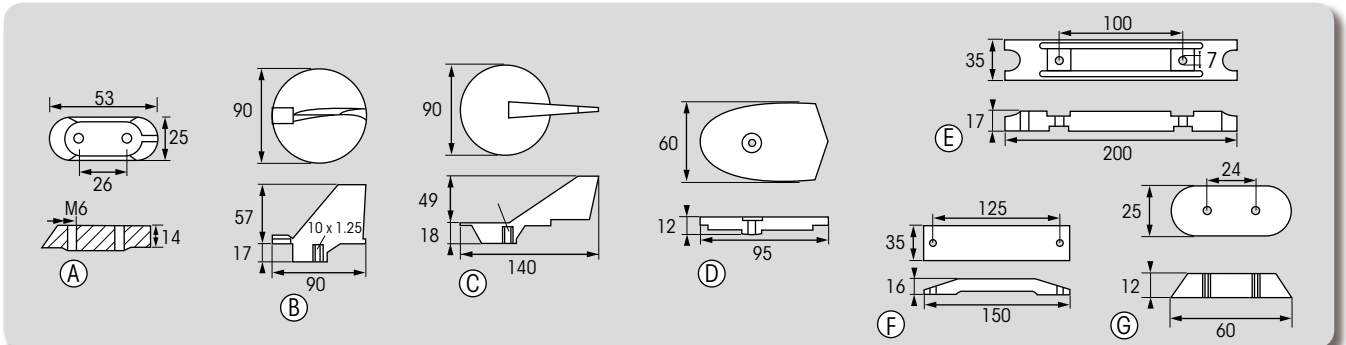
Volvo Penta

Ref.	Manuf. code	Series	Weight
(A) 38302	852835	Duo Prop	0.850 kg
(B) 38297	875821	Duo Prop 290	0.670 kg
(C) 38303	872793	Duo Prop 290	0.1 kg
(D) 38294	875815	280-290 E Single Prop	0.750 kg
(E) 47419	832598	250-270-280-285	0.9 kg
(F) 38298	852018	110, 120 S-B, S-C	0.1 kg
(G) 38295	875812	S Drive 110	0.960 kg
(H) 38296	876286	S Drive 120	0.560 kg
(I) 38299	3854130	S Drive - SX Drive	1 kg
(J) 420996	3858399	-	0.180 kg
(K) 38301	872139	DPX	0.7 kg
(L) 420503	-	Pencil anode	0.060 kg
(M) 39247	838929	Pencil anode	0.040 kg



Yamaha - Honda

Ref.	Manuf. code	Series	Weight
(A) 420137	6E0-45251-12	Yamaha	0.1 kg
(B) 38271	6E5-45371-01	Yamaha 115 -> 225 HP (V4-V6)	0.4 kg
(C) 38275	668-45371-02	Yamaha 60-90 HP	0.4 kg
(D) 38280	6N0-65251-00	Yamaha 6C-6D-8C	0.190 kg
(E) 38281	6H1-45251-02	Yamaha 25 -> 75 HP	0.5 kg
(F) 401863	06411-ZV5-000	Honda 40-50 HP	0.380 kg
(G) 38324	411062W-9000	Honda 8-15-20 HP. Screws included	0.085 kg



Zinc anodes by brand

Dimensions in mm

Zinc*
Sea water

* Compliant with MIL-A-18001K.



(A)



(B)



(C)



(D)



(E)

Mercury - Mercruiser

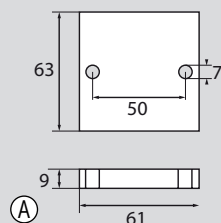
Ref.	Manuf. code	Series	Weight
(A) 38286	34762	Mercury-Mercruiser	0.270 kg
(B) 38293	826134	75 CV - V6 40/50/115 EFI 4T	0.250 kg
(C) 401030	806189	Mercruiser Alpha	0.1 kg
(D) 38288	43994A2	Mercruiser Alpha II gen	0.850 kg
(E) 420119	806105	Mercruiser Alpha One - Alpha II gen	0.235 kg
(F) 420118	806190	Mercruiser Bravo	0.335 kg
(G) 38292	818298	Mercury DA 40 HP to V6 135/150/175 Verado	0.590 kg



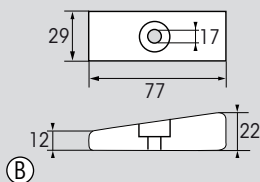
(F)



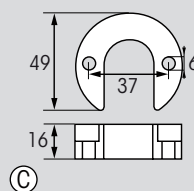
(G)



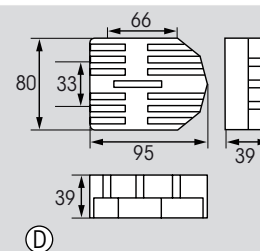
(A)



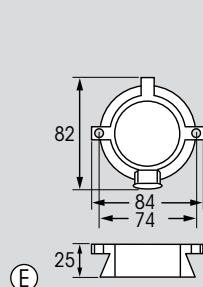
(B)



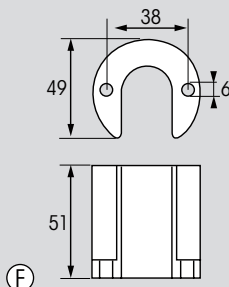
(C)



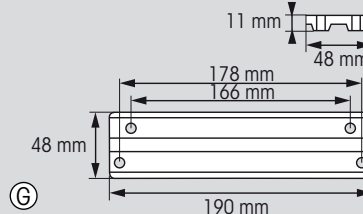
(D)



(E)



(F)




(G)



(A)



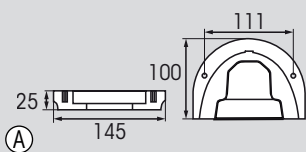
(B)



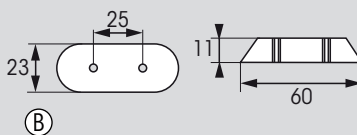
(C)

BRP Bombardier OMC - JOHNSON - EVINRUDE

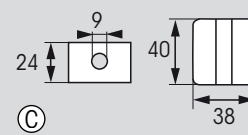
Ref.	Manuf. code	Series	Weight
(A) 38307	984513-3853818	Cobra. Screws included	0.950 kg
(B) 38311	173029-123009-327606	Johnson 2 -> 150 HP. Screws included	0.1 kg
(C) 38313	393023-436745	OMC 50-60-70-90-140 HP. Johnson 50-115-120-140 HP. Evinrude 50-140-200 HP.	0.6 kg



(A)



(B)



(C)


Zinc anodes by brand

Dimensions in mm

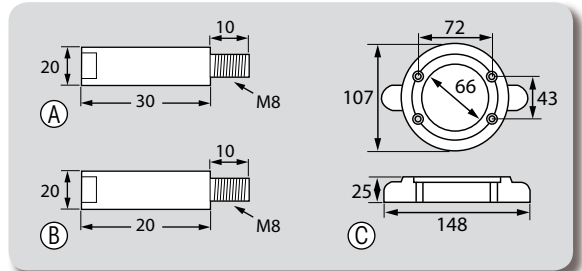
Zinc*
Sea water

* Compliant with MIL-A-18001K.

Yanmar

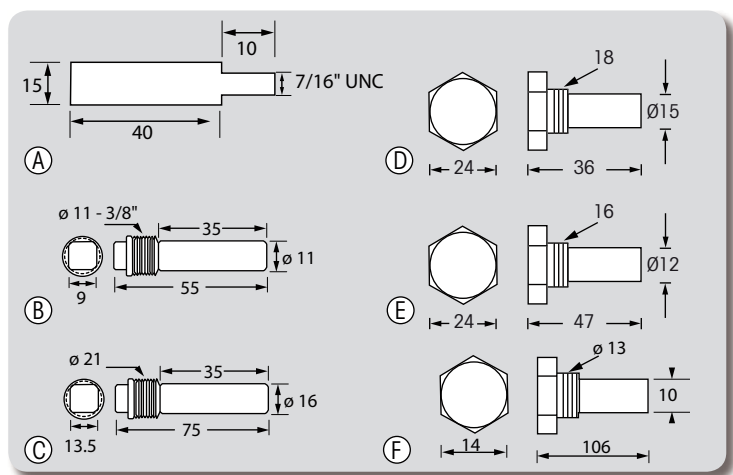
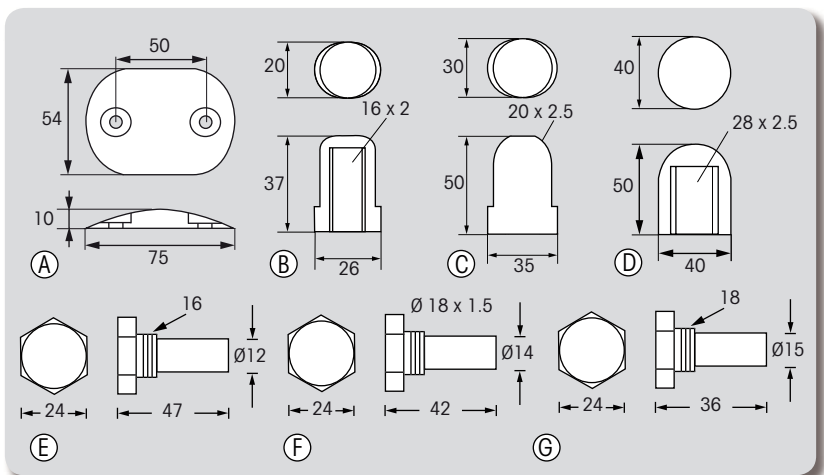


Ref.	Manuf. code	Series	Weight
(A) 38330	27210-200300	-	0.050 kg
(B) 38331	27210-200200	-	0.070 kg
(C) 38334	196420-02652	SD 20-30-40-50-60	0.8 kg



Renault Marine C

Ref.	Manuf. code	Weight
(A) 38327	Rudder blade plate	0.170 kg
(B) 38244	Nut - Shaft \varnothing 22/25	0.1 kg
(C) 38246	Nut - Shaft \varnothing 28/34	0.180 kg
(D) 38245	Nut - Shaft \varnothing 40	0.250 kg
(E) 420562	\varnothing 12 Plug	0.050 kg
(F) 401097	\varnothing 14 Plug	0.070 kg
(G) 420560	\varnothing 15 Plug	0.060 kg



Pencil anodes - other brands

Ref.	Model
(A) 420175	Pencil anode alone - CUMMINS - Orig. code 8517474
(B) 420541	Pencil anode complete with plug - CATERPILLAR-FORD-ONAN
(C) 420548	Pencil anode complete with plug - CATERPILLAR - CUMMINS - GENERAL MOTORS
(D) 420560	Pencil anode complete with plug
(E) 420562	Pencil anode complete with plug
(F) 420559	Pencil anode complete with plug

PLASTIMO Antifouling



J.M. Lot ©

J.M. Lot ©



A high performance range, small enough to facilitate your choice, yet diversified to answer all your needs :

- Plastimo antifouling paints have a good compatibility.
- Easy to apply, they do not require any elaborate surface preparation and produce a superb glossy finish combined with exceptional protection.

Selecting the right antifouling is essential, as it contributes to optimising your sailing, whatever the conditions : antifouling must be adapted to your boat, your navigation programme and mooring area.

Plastimo antifouling :
Making your choice is easy,
protecting your hull is gratifying.



	CLASSIC	PERFORMANCE	RACING
Features	Hard antifouling.	High performance, gradual polishing.	Ultimate performance, self-polishing, very bright colours.
Recommended for	Moderate fouling areas. Sail & Powerboats.	High fouling areas. Sail & Powerboats.	Very high fouling areas. Racing sailboats & fast motorcruisers.
Holding power	Resists up to 70 knots and drying berths/stranding.	Resists up to 40 knots and drying berths/stranding.	Resists up to 40 knots and drying berths/stranding.
Compatibility	Good.	Good.	Good.
Hull	Polyester, wood & steel.	Polyester, wood & steel.	Polyester, wood, steel & aluminium.
Suitable for fresh water	✓	✓	✓✓
Suitable for mud berths	✓	✓	✓✓
Colour			

✓ : Good selection
✓✓ : Better selection





Colours as a guide only, as accurate as printing variations permit.
Shades may vary slightly from the actual product. The manufacturer cannot be responsible for slight deviations.

Racing antifouling

Self-polishing, ultimate performance, low friction. For racing sailboats and fast motor cruisers, up to 40 Knots.

- For all hull types : aluminium, polyester, steel and wood.
- Vibrant racing colours.
- Provides optimum glide ratio, reduces friction and contributes to save fuel.
- Sandable, suitable for drying berths.
- Can be applied over standard antifouling.
- Very heavy fouling areas.
- Coverage ratio 11.20 m² / Litre.
- Temperature during application : +5° to +20°C.

Wait 2 ½ hours before overcoating and 4 hours before launching.

Colour	0.75 L	2.5 L	5 L
 Red	65452	65453	65454
 Polar White	65455	65456	65457
 Navy	65458	65459	65460
 Black	65461	65462	65463

Contains thiocyanate and zinc pyrrhione.

What does compatibility mean ?

A compatible paint can be applied over another, without any defects showing through immediately, nor at a later stage.

Plastimo antifouling paints are chemically and mechanically compatible with the vast majority of tin-free antifouling, provided that the surface preparation instructions are strictly respected.

Antifouling are dangerous classified products. Use biocides with care. Always read the label before use for information on the product. Follow carefully the instructions for use.





Preparation and priming for paintwork below the waterline : see our technical sheet on plastimo.com

Compliant with current regulation

Performance antifouling

Gradual polishing with controlled depletion. For sail and power boats, up to 40 Knots.

- For polyester, steel and wood hulls (do not apply on aluminium).
 - Smooth aspect and excellent glide ration, reduces friction and contributes to save fuel.
 - Suitable for drying berths.
 - Can be applied over standard antifouling.
 - Heavy fouling areas.
 - Coverage ratio 8.80 m² / Litre.
 - Temperature during application : +5° to +20°C.
- Wait 2 ½ hours before overcoating and 4 hours before launching.

Colour	0.75 L	2.5 L	5 L
 Grey	65440	65441	65442
 Blue	65443	65444	65445
 Navy	65446	65447	65448
 Black	65449	65450	65451

Contains cuprous oxyde and zyneb.



Also in 20 L drum

Classic Antifouling

Hard antifouling.
For sail and powerboats, up to 70 Knots.



- For polyester, steel and wood hulls. (Do not apply on aluminium).
 - Suitable for drying berths.
 - Can be applied over standard antifouling.
 - Moderate fouling areas.
 - Coverage ratio 10 m² / Litre.
 - Temperature during application : +5° to +20°C.
- Wait 2 ½ hours before overcoating and 4 hours before launching.

Colour	0.75 L	2.5 L	5 L	20 L
Red	65428	65429	65430	-
Blue	65431	65432	65433	-
Navy	65434	65435	65436	65468
Black	65437	65438	65439	65469

Contains cuprous oxyde.

Antifouling are dangerous classified products. Use biocides with care. Always read the label before use for information on the product. Follow carefully the instructions for use.

Preparation and priming for paintwork below the waterline : see our technical sheet on plastimo.com

Primers and Thinners



Primers

	Colour	Capacity	Ref.
Underwater primer	Silver grey	0.75 L	65551
		2.5 L	65552
Epoxy primer	Silver grey	1 L	65553

Features and recommended use

Epoxy
Use below and above waterline. High performance protection of all rigid surfaces + protection from abuse and abrasion.

Underwater
Use below waterline. Acts as an insulation coat between two different paints. Improves adhesion on a surface with a previous coat or on an antifouling in poor condition.

Polyester	✓✓	✓✓
Wood	NO	✓✓
Steel / ferro cement	✓✓	✓
Osmosis prevention	✓	NO

✓ : Good selection
✓✓ : Better selection

Thinners

Antifouling thinner	Epoxy thinner
1 L : 65554	1 L : 65556
Thinner suitable for Plastimo antifouling and Underwater primer. Also recommended for cleaning tools.	Thinner suitable for Plastimo Epoxy primer. Also recommended for cleaning tools and degreasing the surface.

Indication (in litres) of average quantities required for 2 coats of antifouling

Type of boat	Feets Metres	Length at waterline									
		20	25	28	30	33	35	38	43	48	
		2.75 L	4.5 L	5.75 L	6.5 L	8 L	9 L	10.5 L	13.5 L	16.75 L	
		3.25 L	5 L	6.25 L	7 L	8.75 L	9.75 L	11.5 L	14.75 L	18.25 L	
		2.25 L	3.25 L	4.25 L	5 L	6 L	6.25 L	7.5 L	8 L	9.5 L	

Horizon oilskin :
the perfect protection for
refit and boat maintenance !
See page 110



Preparation and priming for paintwork below the waterline.

✓ : Good selection
✓✓ : Better selection

Substrate	Polyester	Wood	Surface with previous antifouling coat	Steel and ferro cement	
High-pressure wash (3000 psi/211 bar) to eliminate salt and dust.					
Surface preparation	Remove any mould-release wax, grease or traces of antifouling : clean the surface with a circular motion, using a clean absorbant cloth soaked with Thinner E. Turn cloth over and repeat treatment on the same surface. Change cloth every 2 to 3 m ² . Wet sand lightly (180 – 240 grade).	Sand down with 180 to 240 wet sanding paper. Remove dust with a hard brush.	If surface is in poor condition, strip as much of existing paint as possible. Remove any loose paint with a scraper and a hard brush and high-pressure wash. Wet sand with 180 – 240 grade paper.	✓	✓✓
	Rinse with fresh water and allow to dry.			Dust thoroughly.	
Primer	Apply a coat of Underwater primer as a tie coat for optimum adhesion of subsequent antifouling coats. At 20°C, wait 6 hours before next coat.	Apply a coat of Epoxy primer as a tie coat for optimum adhesion and protection from abuse and abrasion. 4 coats are necessary for osmosis prevention. At 20°C, wait 12 hours before next coat of Epoxy primer, 5 days maximum before antifouling coat.	Apply 3 to 4 coats of Underwater primer. At 20°C, wait 6 hours before next primer coat and before antifouling coat.	Apply a coat of Underwater primer to obtain a stable substrate and optimum adhesion of subsequent antifouling coats. At 20°C, wait 6 hours before next antifouling coat.	Apply 3 to 4 coats of Underwater primer. At 20°C, wait 6 hours before next primer coat and before antifouling coat.
	Apply 2 to 4 coats of Epoxy primer to obtain a minimum 225 micron thickness. At 20°C, wait 12 hours before next Epoxy primer coat, 5 days maximum before antifouling coat.				
Antifouling	Use masking tape to protect the waterline, sounder transducer, anodes etc... and prevent corrosion from antifouling. Apply 2 coats of antifouling on the hull, plus one extra coat on the rudder blade, the water line and the sharp edges. At 20°C, wait 2 1/2 hours between coats and 4 hours before launching.				

• How much paint to use

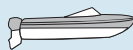
By calculating precisely the surface area to be painted (primer and antifouling), you will determine the quantity necessary to obtain best results and efficiency. The performance of the antifouling results to a large extent from the quantity and the thickness applied (even more so if you have chosen a fast polishing antifouling). In all cases, the total quantity calculated must be applied.

• Calculation of paint quantity

$\frac{\text{Surface in m}^2}{\text{Coverage ratio in m}^2 / \text{litre}} = \text{Number of litres per coat.}$

Multiply this result by the number of coats recommended.

• Calculation of the surface to be painted, in m²



(Beam + Draw) x Load waterline = Surface area in m²
(..... +) x = m²



(Beam + Draw) x Load waterline x 0.75 = Surface area in m²
(..... +) x x 0.75 = m²



(Beam + Draw) x Load waterline x 0.50 = Surface area in m²
(..... +) x x 0.50 = m²

Seatouch Marine spray paints

The Seatouch range of spray paints has been specially designed to withstand the harsh marine environment.

Large motors can be painted with Seatouch sprays, containing 400 ml.

Specific features of Seatouch spray paints are :

- Large area coverage : 400 ml cover 1.5 to 2 sq.m.
- Perfect gloss.
- "quick-dry" (motor can be used after 20 min., in a 20°C environment).
- Excellent compatibility (cellulosic, acrylic, polyurethane base paints).

Motor spray paints

The Seatouch touch-up paints provide efficient protection to your motor-outboard or in-board- restore it to like new appearance and prolonge the motor lifetime. Never apply on the immersed part of the engine if you plan to apply Plastimo 1.4 antifouling at a later stage.

Engine	Ref.	Model
Outboard	18300	Johnson white (72+)
	18303	Johnson white (91+)
	18305	Mariner metallic grey (86+)
	18317	Honda grey (88+)
	29456	Yamaha metallic grey/blue (94+)
	59338	Evinrude blue (95+)
	59340	GM metallic grey
	59342	Mercury metallic black
	59343	Suzuki metallic grey (91+)
	Inboard	18323
18324		Perkins blue (87+)
18328		Volvo aqua green (72+)
18329		Yanmar metallic green (74 to 86)
18330		Yanmar metallic grey (87+)
59344		Caterpillar yellow
59345		Nanni metallic blue
59346		Volvo aqua red (72+)
59347		Volvo Penta green
59351		Volvo Duo Prop grey base

Primers

Product	Ref.	Colour	Features
Rustproof primer	59337	Brown red	High performance anti corrosion undercoat.
Primer for touch-up paint	18343	Grey	Use an undercoat. It improves the application of the Seatouch spray paint, prolongs its lifetime and enhances its perfect glossy finish.
Zinc chromate primer	59336	Yellow	Use as an undercoat. It improves the application of the spray paint on non-ferrous metal alloys (ex : aluminium alloys).
Primer for aluminium protection	18344	-	Unprotected aluminium corrodes very rapidly ; Seatouch primer protection should be applied immediately after a shock or a scratch for optimum protection, as an undercoat before touch-up paint, or before any application of Plastimo 1.4 onto surfaces remaining underwater.



Shake well before and during use (1 minute). Avoid working in sun or wind.



Spray in regular inverted layers, holding the can 25 cm max. away from the surface to be painted.



After use, turn the can upside down and empty the valve.

In a 20°C environment, allow 15 to 20 minutes between 2 coats, and 20 hours to dry completely.

Ref.	Description
59348	RAL 9010 glossy white
59349	RAL 3001 signal red (signalling and safety)

Multi-purpose paints

For all touch-ups on wood, metal, polyester supports.

Colour	Ref.
Matt black	18339
Glossy black	18340
Matt white	18342
Glossy white	18341

Multi-purpose paints

Product	Ref.	Colour	Features
High temperature paint	18338	Satin black	Ideal for exhaust valves/pipes. Resists heat up to 800°C. For a perfect result, make sure that the metal surface is scraped clean and absolutely greasefree.
High temperature paint	59334	White	Ideal for exhaust valves/pipes. Resists heat up to 800°C. For a perfect result, make sure that the metal surface is scraped clean and absolutely greasefree.
Paint for fuel tank	18337	Red	Paint that resists hydrocarbons. Ideal for fuel tanks (diesel/petrol).
Cold galvanizing paint	59335	Grey	Touch up paint for parts with original galvanizing. Can be used on small parts as a cold galvanizing paint.

Surface preparation and protection



Fibreglass cloth

Model	Ref.	Type
A 1 m ² fibreglass : non woven, smooth aspect.	409019	300 g/m ²
	409006	450 g/m ²
B 1 m ² Roving® fibreglass : extra-resistant woven fibre.	422063	160 g/m ²
	422312	300 g/m ²

Masking films

Film dimensions : 55 cm x 33 cm.



Ref.	Description
A 63639	Dispenser including a masking film roll (plastic film + adhesive tape). Protects all surfaces during maintenance and painting works.
B 63640	Refill roll of masking film.



Scrub pad 401347

Medium hard scrub pad with handle.
Dimensions : 150 x 87 x 65 mm.

Masking & adhesive tapes



Use	Description	Colour	Ref.	Length	Width	
A Inside	Smooth masking tape. For paints and gloss paints.	Beige	49327	50 m	25 mm	9
			30024	50 m	30 mm	8
B Outside	Long-lasting masking tape. Can be left in place up to 1 month. UV-resistant.	Blue	63637	25 m	19 mm	1
			63638	25 m	25 mm	1
C Outside	Polyethylene multi purpose tape : repair, protection, waterproofing, strengthening... UV and weather-resistant.	Grey	49325	25 m	50 mm	1



Wet/dry sanding sheets

63647

Latex waterproof paper. 28 x 23 cm.
3-sheet assortment :
Grit 120, 240 + 400.




Abrasive sponges

Double-sided sponge, adapts to the shape of the surface (wood, metal, plastic).
Water washable.

63648 : Fine/medium

63649 : Medium/coarse



Sanding block

63643

Self-adhesive block, for 72 x 123 mm sanding sheet.



Sanding paper

Anti-clogging paper.
72 x 123 mm sheet.
Weight 220 gr/m².
For wood, varnish, plastic, paint, polyester.

63644 : grit 40

63645 : grit 80

63646 : grit 120



Filling knives and scrapers

Ref.	Model	Description	Dimensions
A 423133	Stainless steel knife	Tempered stainless steel blade, mirror polished. Ergonomic polypropylene handle.	40 mm
B 424231	Cooper scraper	Ideal for deck and hull.	60 mm
C 423127	Skarsten scraper	For wood preparation. Steel blade can be sharpened.	35 mm

Wood care



Teak Wonder

Teak whitener and brightener. Eliminates the grey aspect of weathered teak on your deck and restores the golden colour of new teak. The treatment only takes a few minutes and, unlike sanding, does not remove any of the wood. Its components

are neither aggressive nor caustic, and do not damage rubber, paint, varnish or hardware.

Model	Capacity	Ref.
Teak Wonder combi-pack	950 ml	413294
Cleaner	3.78 L	419321
Brightener	3.78 L	419320



Teak Wonder Dressing-Sealer

Allows teak to keep its golden appearance without daily washing with fresh water.

Silicone based. It fills the wood pores, preventing penetration of dust and grime responsible for darkening the wood. Protects wood from ultraviolet rays causing oxidation and discolouration. Slows down the penetration of oil, fuel, fish blood, etc. No unpleasant odours, does not become shiny, slippery or sticky, dries quickly, does not burnish or whiten.

Model	Capacity	Ref.
Teak Wonder Dressing-Sealer	950 ml	413803
	3.78 L	404828

Plastic repair & filling



Finishing filler

BPO hardener included.

Application	Colour	Contents	Ref.
Above the water line	White	500 g	414355
Below the water line	Beige	500 g	414336



Lamination resin

For coating and casting. Pre-accelerated impregnated resin + MEC hardener.

414325 : 500 g

414324 : 1 kg



Multi-purpose repair kit

422067

Suitable for polyester, wood, stone, metal sheet, polystyrene, ABS and PVC.

- 250 g resin can.
- 20 cm² fibre glass sheet.
- Hardener.



Polish

422061

Polish with protective wax for use on plastic, stainless steel, lacquered metal, varnished wood. Anti-static.



Polyester filler

Polyester compound, fibre-glass reinforced. Suitable to fill holes and cracks from 1 to 8 mm.

Use with BPO hardener (included).

409005 : 400 g



Most efficient on jet skis and RIB's when beaching.

Installing Keelshield® is an easy DIY job : all you need to do is cut the pad at the required length to protect the chafing area (keel, bow, area around the motor). Keelshield® is ideal on painted hulls provided they are in good condition. Equally suitable on aluminium hulls (except on some knife-like hull shapes).


Keelshield, keel wear pad

Keelshield® is a high quality rugged shield made of pure urethane polymers, which provides efficient and durable protection for your bow and keel from abrasion, scratches and scars (against pontoons, buoys, floating objects, rocks...).

Suitable for polyester and aluminium hulls.

Comes as a 125 mm (5") wide roll with exclusive 3M adhesive system. Keelshield® wear pad durability combined with high quality 3M adhesive allow to claim a **LIFETIME WARRANTY**.

Length	Colour	White	Black	Light grey
4 ft - 1.22 m		64541	64550	64559
6 ft - 1.83 m		64543	64552	64561
8 ft - 2.44 m		64545	64554	64563
10 ft - 3.05 m		64547	64556	64565




Gator patch

- 75 x 150 mm : **64991**
- 150 x 228 mm : **64992**
- 305 x 228 mm : **64993**

Repair patch in fibreglass reinforced polyester, providing a quick fix for a permanent solution. Can be used for protection or cure and repair on metal, fibreglass, wood, plastic, rubber : ideal on RIB hulls, kayaks, tanks, plastic plumbing etc... Will also find many applications in DIY jobs at home.

Watertight : moldable around flat or curved areas, dents, joints or angles. Bonds within an hour simply with UV light. Can also be drilled, tapped, sanded and painted within an hour.


Watertight and impenetrable. Perfect in and out of the water.



Before

After

Painting tools



TBS 21 adhesive anti-slip decking

Comfortable and highly resistant to accommodate heavy traffic areas.

Elastomere aggregate of polyurethane bonded on a non-woven film of rotproof polyester.

Stretching capacity : 40 % until breaking point.

See adhesive anti-slip decking page 258




Flat paintbrushes

Mix of natural & synthetic bristles.
White steel ferrule.
Natural wooden handle.

Ref.	Bristles length	Width	Thickness
30021	44 mm	30 mm	7 mm
30022	44 mm	40 mm	8.5 mm
30023	50 mm	50 mm	9.5 mm
49305	50 mm	60 mm	10 mm

Colour	Ref.	Width	Length
White C11	418226	25 mm	10 m
	418227	40 mm	
	417326	100 mm	
Black C08	477692	40 mm	10 m
	477693	100 mm	
Express grey C10	414211	25 mm	10 m
	414213	40 mm	
Pearl grey C23	477695	40 mm	

Rollers 110



Use	Ref.	Material	Mounting	Features
A Gloss paints and varnish, alkyd paints	419215	Polyester	Clip	High density polyester foam. 2 rounded edges
B Gloss paints and varnish, alkyd paints	49314	Wool	Clip	4 mm piles. Smooth finish.
C Acrylic gloss paints	49315	Foam	Clip	High density flocked foam. 2 rounded edges
D Alkyd paints	30019	Polyamide	Clip	12 mm polyamide piles. Yellow stripes. Non-drip. Gives a grained texture. Good covering power.
E Alkyd paints	403097	Polyamide	Clip	Ø 30 mm. 12 mm polyamide piles. Yellow stripes. Non-drip. Gives a grained texture. Good covering power.

Frames for 110 rollers

For 110 & 150 mini-rollers.
Plastic grip. Ø 6mm rod.

Ref.	Description	Mounting	
418218	Roller frame - 400 mm handle	Clip	1
30020	Roller frame - 550 mm handle	Clip	10

Illustrated model : complete kit (roller + frame)



Plastic bucket

30026

Plastic bucket with metal handle.
Capacity : 7 litres.
Dimensions : 250 x 180 x 185 mm.



Paint tray

30025

Polypropylene paint tray.
Inside dimensions : 210 x 290 mm.

Collapsible bucket

182510

25 cm diameter collapsible bucket with stainless steel handle. Zippered storage cover. Coated and sealed acrylic fabric.



Washing

Quick Dry water blade

Made from soft silicone to avoid scratches. Patented T-bar edge whisking away water in one pass.

- **186707** : 35 cm - Yellow

Quick Dry blade adapter

186705 : Adjustable to 180°. Suitable for use with Perfect Pole™.



Flexi-gel water blade

186708

Same features as the Quick dry water blades but even more flexible with its soft gel handle. Length : 30 cm. Yellow.



Uni-snap with synthetic bonnet

186703

Suitable for use with Perfect Pole™. Dual-axis swivel head adjustable to 180° to follow curves and contours. Safe for paint, gelcoat, fibreglass, windows, showers...

Replacement bonnets

- **186884** : synthetic bonnet



Deck brushes

Range of deck brushes adjustable on Perfect Pole telescopic poles. Moulded polyethylene block, not affected by UV, shocks and mildew.

Ref.	Description	Use
A 56215*	Extra soft brush	For delicate finishes : paint, fibreglass, gelcoat...
B 56216	Soft flagged brush	Suitable for paint and fibreglass. Ideal for covers, awnings, cushions...
C 56217	Medium brush	Ideal for non-skid surfaces, covers, awnings, cushions or other textured surfaces.
D 56218**	Stiff brush	Suitable for heavy duty cleaning and heavily stained surfaces : non-skid and teak decks...

*Not for use with acid or alcohol.
**Safe for use with detergents and mid-acid cleaners.

Synthetic wash mitt

187665

Heavy duty synthetic mitt for a gently wash. Oversized, holds plenty of cleaning solution. Elastic cuff and hang tag.



Deluxe watercraft cleaning kit

186721

Includes :

- Perfect Pole telescopic handle (ref. 56214),
- Uni-snap with synthetic bonnet (ref. 186703),
- Adjustable water blade adapter (ref. 186705),
- 35 cm Quick Dry water blade (ref. 186707),
- Universal boat hook (ref. 186719),
- Soft flagged brush (ref. 56216),


- Drying mop with strips (ref. 186710),
- PVA cloth (ref. 186711),
- Sheepskin wash mitt.
- Terry micro fiber towel.
- Cleaning set carrying bag.

Scrubbing

Dual-axis swivel plate

186712

Suitable for use with Perfect Pole™. For scrub pads. Dual-axis plate adjustable to 180° to follow curves and contours. Made from ABS. Dimensions : 24 x 9.5 cm (L x W).



Non-woven scrub pads

Ideal for cleaning of teak, non-skid and other surfaces. Suitable for use with the Dual-Axis swivel plate. Dimensions : 25.4 x 10 x 2.5 cm (L x W x Thick.).

Ref.	Description
186713	Soft white pad. Comes by 2.
186714	Medium blue pad. Comes by 2.
186715	Coarse brown pad. Comes by 2.

Drying



PVA cloth

186711

Absorbs 5 times its weight in liquids without dripping. Suitable for use with the Quik Dry water blades. Not affected by mildew ; machine washable. Dimensions : 43 x 68 cm (L x w).



Drying mop with strips

Suitable for use with Perfect Pole™. For quick and delicate deck, fiberglass or painted surface drying, without fluff or scratches. Not intended for cleaning or scrubbing. Not affected by mildew, cleaning chemicals or fuel.


Ref.	Description
A 186710	Features 2" wide die cut strips for maximum absorbency. Length : 50 cm
B 186709	Made in reinforced PVA which absorbs 5 times its weight in liquid. Die cut 1" wide strips.

Microfibre & cloth

Chenille microfibre mitt

186704


Super-soft chenille fibre for gentle cleaning. Holds plenty of soap and water. Size : 23 x 28 cm. Elastic cuff.



Terry microfibre towels

Pack of 8 : 187629

Designed for multi-purpose cleaning of various surfaces. Can be used wet or dry, without chemicals. Dimensions : 30 x 30 cm.



Uni-snap with microfibre bonnet

61229

Uni-snap with microfibre bonnet. Fits all Swobbit poles.

61230

Chenille microfibre replacement bonnet.



Cotton terry towels

Designed for a variety of uses onboard. Extra soft and absorbent, 100% cotton, washable.

Ref.	Description
186887	Pack of 12
186917	Pack of 3



Poles and accessories



Telescopic Perfect Pole™

Model	Ref.	Length	Features
Standard	186701	60 cm	Fixed corrosion-treated anodized aluminium pole. Comfortable hand grip.
	186702	146 cm	Fixed corrosion-treated anodized aluminium pole. Comfortable hand grip.
Telescopic	186698	60 - 121 cm	Ergonomic telescopic pole, for quick and easy extending.
	56214	90 mm - 182 cm	
	186699	152 cm - 274 cm	

Accessories



Ref.	Description	Features
A 186716	ACME threaded adapter	Length : 12 cm.
B 186719	Universal boat hook	Dimensions : 23 x 10 cm (L x w).
C 186892	180° adjustable angle adapter	Length : 26 cm.
D 186717	Stainless steel gaff hook	Designed for light duty use.
E 186718	Landing net	Dimensions : 43 x 68 x 76 cm. Perfect for retrieving overboard items or landing fishes.
F 186891	Starbrite with Perfect Pole™ adaptor	This handy adapter allows Starbrite™ accessories to be used with any of the Swobbit Perfect Poles™. Aluminum.
G 187664	Hand tool adaptor	With a secure foam handle grip, can be quickly attached to Swobbit® brushes, mops, scrub pads, washing tools and quick-drying water blades (equipped with a Uni-Snap™ Adapter). Length : Appox. 16 cm.
H 2452010	Tiggerhook	End piece boathook
2450122	Automatic boathook Handydock Ø rope max 22 mm	Designed to make docking safer. Equally suitable to dock in or dock off, even under heavy loads. Fit on Tiggerhook 2452010 - end piece boathook.
2450133	Automatic boathook Handydock Ø rope max 33 mm	
- 187669	Valco button snap	Superior stainless steel replacement button clip to fit to all poles and brushes.

Personal protective equipment



Disposable protective coverall **30032**

Hooded coverall. Made of soft and durable polypropylene, it ensures comfort and mobility during messy jobs, maintenance activities or site visits... It provides efficient protection against paint splash & dust. Elasticized ankles, wrists and back waist. Front zipper with chin flap. Meets EC cat.1 requirements.



Latex gloves **402407**

Disposable gloves in powdered latex. Suitable for foodstuffs.



Docker gloves **418797**

High quality leather gloves. Cowhide leather with inside cloth. Palm, back and index fingertips protection. Canvas cuff. American cuff. Comply with EN420 and EN388 (Levels 4,2,2,4)



FFP1D disposable masks **63641**

Application examples : rubble, cellulose handling...



FFP2D disposable masks **63642**

Includes an **exhalation valve** to optimise air flow and reduce temperature & moisture vapour in the mask. Application examples : ensure protection when sanding softwood, composite materials, rust, sealants, plaster, plastics... or when sawing, cutting, deburring, grinding, drilling metal.

Boat care



Hull & Deck



Instant hull cleaner

1 L bottle : **184083**

- No rubbing required.
- Does not contain harmful acids, safe and easy to use.
- Removes stains from water line.
- Excellent for use on fibreglass, metal and painted surfaces.



Non-skid deck cleaner with PTFE*®

1 L bottle : **184127**

- Cleans away ground-in dirt and stains.
- Safe to use, contains no harsh chemicals.
- Leaves a protective coating to repel dirt and stains.
- No hard scrubbing or rubbing.
- Will not remove wax or polish.

* PTFE® Star brite® the registered trade mark for polytetrafluoroethylene.



Instant black streak remover

650 ml spray : **184055**

- Instantly removes black streaks caused by water run off.
- Safe for use on fibreglass, metal and painted surfaces.
- Can be used for lots of other tough cleaning jobs : recreational vehicles, garden furniture and outdoor equipment, bathrooms, tubs, showers, etc.



Rust stain remover

650 ml spray : **184149**

- Easy to use spray-on formula.
- No rubbing or scrubbing required.
- Safe for use on fibreglass, metal and painted surfaces.
- Removes rust drip stains and sprinkler rust deposits.

Cleaners



Inflatable boat & fender cleaner/protector

0.5 L bottle : **184099**

- Heavy duty formula removes dirt, grime, scuff marks and oxidation stains.
- Safe for use on all rubber and vinyl surfaces.
- No hard rubbing or buffing required.
- Leaves a tough protective coating.
- Protects against UV rays.



Mildew stain remover

650 ml spray : **184122**

- Removes mildew stains on contact.
- Simple spray-on application.
- Use on headliners, vinyl covers, cushions, etc.
- Provides amazing results in minutes.
- Safe for all surfaces : does not weaken fabric or thread.

Polish



Plastic scratch remover

237 ml bottle : **65607**



- Removes fine scratches from acrylic, polycarbonate and most other types of plastic surfaces.
- Easy to use : just rub scratches at a right angle and buff off.
- Cleans off stains, salt deposits and surface discoloration.
- Use as the first step in the restoration of deteriorated plastic.

Plastic polish restorer

237 ml bottle : **184137**




- Restores shine and clarity to acrylic, polycarbonate and most other types of plastic surfaces.
- Easy to use : just apply and buff off.
- Removes hazing from windshields, hatch covers, ports, etc.
- Use as the second step in the restoration of deteriorated plastic.

Premium marine polish with PTEF®*

0.5 L bottle : **184124**

- The ultimate protection for fibreglass, metal & painted surfaces.
- Lasts up to 6 times longer than other marine waxes.
- UV inhibitors help stop fading and oxydation.
- Easy to use : wipe on, let dry, wipe off.
- Leaves a super smooth, non-stick PTEF™ coating which reduces drag and repels dirt, grime, oil and stains.

* PTEF® is Star brite®'s registered trademark name for polytetrafluoroethylene.



Marine polish

0.5 L bottle : **184060**

- Keeps your boat looking like new.
- Helps stop fading caused by UV-rays.
- No hard rubbing required.
- Lasts up to 4 times longer than other polishes.



Liquid electrical tape

Volume 118 ml : **401430**

- Forms a protective, waterproof, UV-resistant, dielectric coating.
- Prevents corrosion on wires and terminals.
- Cap has convenient brush applicator.

Chrome & stainless polish

250 ml bottle : **184093**



- Cleans and shines chrome and stainless steel surfaces.
- Protects against pitting, discoloration, staining and rusting.
- Easy to use : wipe-on, wipe-off formula.
- Resists salt and water spray.
- Bonds to metal for long lasting protection.
- Leaves a dazzling shine.

Bilge & Engine



Petrol additive

250 ml bottle : **473841**



- Eliminates and prevents ethanol fuel problems.
- Reduces all emissions.
- Prevents fuel oxidation and stabilises fuel chemistry for at least 1 year.
- Lowers fuel system maintenance.
- Eliminates carbon build-up.
- Increases fuel economy.

Diesel additive

250 ml bottle : **473837**



- Reduces all emissions.
- Stabilises fuel chemistry for at least 2 years.
- Lowers fuel system maintenance.
- Eliminates carbon build-up.
- Increases fuel economy.
- Meets low sulfur requirements for diesel engines.

Teak care

Starbrite®



Premium teak cleaner

0.5 L bottle : **184074**

- Safe and easy formula.
- Cleans teak and other fine woods.
- Removes stains and weathering.
- No need to sand after cleaning.
- Does not contain acids.
- Does not raise wood grain.



Teak oil

0.5 L bottle : **184080**

- Long lasting formula.
- Contains ultraviolet absorbers to resist weathering.
- Seals and protects teak and other fine woods.
- Fast drying.
- Oil penetrates deep into the wood for maximum protection.



Premium teak brightener

0.5 L bottle : **184077**

- Brightens teak and other fine woods.
- Highlights wood grain and enhances warm natural color.
- Use as the second step in the restoration of grey weathered teak.
- Easy to use - just apply and rinse, no rubbing or scrubbing required.



Premium Golden teak oil

0.5 L bottle : **184112**

- Extra long lasting protection for teak.
- Gives teak a natural warm golden color.
- Contains ultraviolet absorbers to resist weathering.
- Lasts 4 to 6 times longer than standard teak oils.
- Advanced tung oil polymer formula.

Fabrics & Vinyl



Sail & canvas cleaner

0.5 L bottle : **184085**

- Biodegradable.
- Cleans and brightens whites and colours.
- Concentrated formula : removes dirt, grease and mildew stains.
- Great for boat covers, bimini tops and sails.
- Does not weaken fabric or thread.
- Also cleans nylon or dacron sails.



Boat cover cleaner

1 L spray : **65608**

- Removes dirt and stains from boat covers, sail covers, bimini tops, tarps and T-tops.
- Safe for all fabrics.



Vinyl cleaner & polish

0.5 L bottle : **184166**

- A revolutionary formula unlike any other vinyl cleaner, protectant or treatment.
- Cleans, shines and protects all kinds and colours of vinyl.
- Leaves a long lasting, waterproof and anti-UV protective coating.
- Keeps vinyl soft and supple, prevents drying out and cracking.



Vinyl-Brite protector

1 L spray : **65609**

- Restores old marine vinyl to like-new appearance.
- Keeps new vinyl looking great.
- UV inhibitors screen out sun's damaging rays.
- Prevents vinyl from cracking, fading and discolouring.



Vinyl cleaner & shampoo

0.5 L bottle : **184061**

- Use on vinyl-coated canvas, chairs and cushions.
- Gets out deeply embedded grime.
- Won't streak, stain or discolour vinyl.
- Concentrated formula, biodegradable.



Waterproofing with PTEF*

650 ml spray : **65610**

- For boat covers, bimini tops, sail covers, clothing and tents.
- Safe for all fabrics : does not alter the colour or feel of the fabric.

* PTEF® is Starbrite®'s registered trademark name for polytetrafluoroethylene.

Boat cleaners

100% biodegradable AND effective boat cleaner.



Selected by Plastimo, the Bluestream® range stems from green chemistry, a sustainable concept encouraging the replacement of all chemical-based raw materials by components from natural origin. Innovating and eco-friendly, the green chemistry meets the specific requirements of marine environment.

- In order to obtain sustainable raw materials, all components are of vegetal origin, therefore excluding all raw materials featuring chemical preservatives.
- The ecological characteristics of the vegetal extract, biodegradability and eco-toxicity are preserved.
- **Ultimate biodegradability 100% of the formula in less than 28 days.**
- The solutions are effective and guarantee respect for human health, as true cleanliness must be health-compatible.
- Bluestream® complies with the strict requirements of the ECOCERT* standards.



*Ecocert is a control and certification organisation whose activities are governed jointly by the public authorities and legislation. Ecocert carries out inspection and certification activities in over 80 countries.



Engine & bilge cleaner

Ref.	Contents	Use	Description
58674	1 L bottle	Ready to use. No rinsing required.	Dissolves any type of grease and deep cleans bilge, engine compartment, winch, etc...
58673	0.5 L spray	Soluble in water. To be used undiluted on deep seated stains, or diluted for medium dirt. No rinsing required.	Powerful solvent. Ideal for degreasing and cleaning the bilge and engine compartments. Dissolves any type of grease, oils, fuel spills, even mixed with salt.



Multi purpose cleaner

Powerful detergent, for all types of surfaces.
Removes all types of dirt, stains, grease, salt, etc...

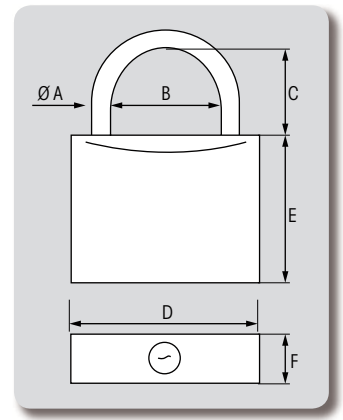
Ref.	Contents	Use
58668	0.5 L spray	Ready to use. No rinsing required.
58669	1 L bottle	To be used diluted for medium dirt, and undiluted on deep seated stains. No rinsing required.
58670	5 L bottle	To be used diluted for medium dirt, and undiluted on deep seated stains. No rinsing required.

Eco-compatible with the marine environment: Bluestream® has been selected by Tara Expeditions for their 3-year passage around the planet aiming to provide answers to climatic issues and focusing on marine biodiversity. Tara is Sir Peter Blake's former Seamaster 36 metres polar expedition boat, with a 14-man crew of scientists and biologists. Bluestream is the green cleaning partner of Tara Oceans adventure.



Padlocks and antitheft devices

Brass padlocks



Brass padlocks

Brass body and pins, bronze springs.

Ref.	Hasp	Ø A	B	C	D	E	F
27322	Standard	4 mm	17 mm	17 mm	30 mm	25 mm	11 mm
17577		6 mm	16 mm	19 mm	35 mm	27 mm	12 mm
17578		6 mm	20 mm	21 mm	40 mm	30 mm	12 mm
17579	Long	6 mm	25 mm	24 mm	45 mm	32,5 mm	13 mm
17580		6 mm	20 mm	94 mm	40 mm	30 mm	12 mm
17583		6 mm	20 mm	144 mm	40 mm	30 mm	12 mm

Keyed alike padlocks

Ref.	Description	Ø A	B	C	D	E	F	
29447	Set of 3 padlocks using the same key.	4 mm	17 mm	17 mm	30 mm	25 mm	11 mm	4
17581	Set of 3 padlocks using the same key.	6 mm	20 mm	21 mm	40 mm	30 mm	12 mm	1
17582	Set of 5 padlocks using the same key.	6 mm	20 mm	21 mm	40 mm	30 mm	12 mm	1



Master Lock security level : 5.
Lifetime guarantee.

Padlock with hardened steel shackle

Solid brass case.
Double locking hardened steel shackle.
4 pins tumbler cylinder.

Ref.	Ø A	B	C	D
63618	6 mm	21 mm	22 mm	40 mm

Master Lock

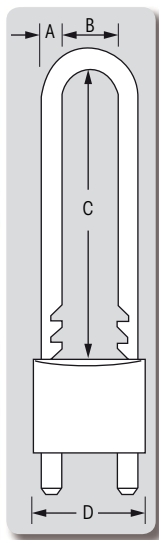



Master lock security level : 8.
Lifetime guarantee.

Set-your-own combination padlocks

Brass finished zinc case.
Hardened steel shackle.
Double locking.
4 resettable digit combination (10000 possible combinations).

Ref.	Hasp	Ø A	C	B	D
A 63614	Standard	8 mm	25 mm	25 mm	51 mm
B 63615	Long	8 mm	51 mm	25 mm	51 mm



Master Lock security level : 5.
Lifetime guarantee.

Padlock with removable and adjustable shackle

Brass case.
Shackle removable and adjustable from 70 to 155 mm.
5 pins tumbler cylinder. Double locking hardened steel shackle.

Ref.	Ø A	B	C	D
63617	11 mm	25 mm	70 to 155 mm	50 mm

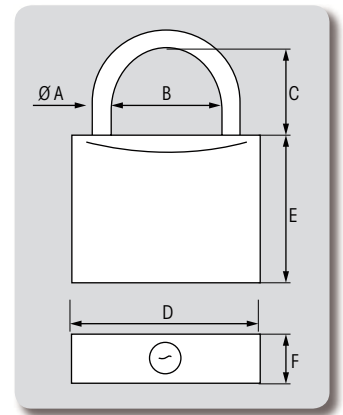
Chrome or nickel-plated padlocks

Chrome-plated padlocks, stainless steel shackle

Case in chrome plated brass. 304 stainless steel shackle.



Ref.	Ø A	B	C	D	E	F
401704	6 mm	14 mm	25 mm	30 mm	28 mm	20 mm
401705	7 mm	19 mm	32 mm	40 mm	32 mm	21 mm
401706	9 mm	24 mm	39 mm	50 mm	37 mm	20 mm
401708	11 mm	28 mm	47 mm	60 mm	43 mm	21 mm
401709	13 mm	33 mm	56 mm	70 mm	45 mm	25 mm



Lifetime guarantee.

Chrome-plated brass padlocks, stainless steel shackle

Case in chrome plated brass. Double locking stainless steel shackle. 4 or 5 pins tumbler cylinder (depends on model).

Master Lock



Ref.	Ø A	B	C	D	Features	Number of pins	Characteristics.	Master Lock security level
A 417622	5 mm	16 mm	17 mm	30 mm	Highly polished finish	4	-	4
B 417624	6 mm	20 mm	23 mm	40 mm	Brushed finish	5	Deadbolt locking/ key retaining.	5
C 63619	6 mm	20 mm	51 mm	40 mm	Brushed finish	5		5



Master Lock security level : 7. Lifetime guarantee.



High security padlocks

Solid brass case with nickel-plated anti-rust protection. Brush finishing. High security 6 pins tumbler cylinder. Hexagonal hardened steel shackle brings increased bolt-cutter resistance. Double locking shackle. 4 dimple keys supplied.



Ref.	Ø A	B	C	D
63620	7.5 mm	22 mm	23 mm	40 mm

Stainless steel padlocks

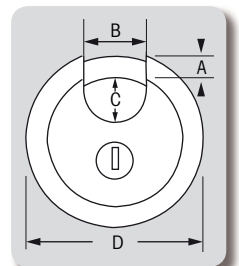
Master Lock



Lifetime guarantee.



Master Lock security level : 6. Lifetime guarantee.



St. steel padlocks

Stainless steel case and shackle. 5 pins tumbler cylinder. Double deadbolt locking shackle key retaining.



Ref.	Model	Ø A	B	C	D	Master Lock security level
A 401144	Shroud concealed shackle.	10 mm	23 mm	22 mm	50 mm	8
B 472743	Long shackle.	7 mm	19 mm	51 mm	40 mm	5

St. steel round padlock

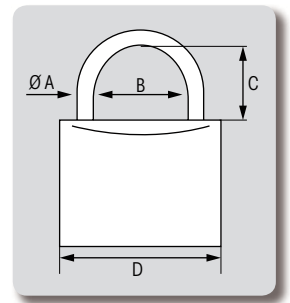
Stainless steel case with convenient front access keyway. Shielded shackle in hardened steel. 4 pins tumbler cylinder. Double deadbolt locking shackle.



Ref.	Ø A	C	B	D
63613	9 mm	17 mm	14 mm	70 mm

Coated padlocks

Master Lock



Master Lock security level : 5. Lifetime guarantee.



Master Lock security level : 8. Lifetime guarantee.

Dual ball bearing locking

Padlock with thermoplastic cover

Laminated steel case. Hardened steel shackle.
Black thermoplastic cover on case and shackle provides protection against water, ice, dirt, shocks.
4 pin tumbler cylinder.
Snap on cap protects keyhole from dust, water and sand.



Ref.	Ø A	C	D
63616	9 mm	29 mm	40 mm

Excell® padlock

Laminated steel case with thermoplastic cover.
octogonal boron alloy shackle.
4 pins tumbler cylinder. dual ball bearing locking.
Snap on cap protects keyholes from dust, water and sand.



Ref.	Ø A	B	C	D
63621	8 mm	20 mm	38 mm	45 mm

Selecting the best Master Lock padlock for you ?

Use	Ref.	Model	Size	Case	Shackle	Security level	Number of pins	Double locking	Dual ball lock	Key retaining
High security & marine	401144	Key	50	St. steel	St. steel	8	5	✓	-	✓
High security & weather tough	63621	Key	45	Coated laminated steel	Boron alloy	8	4	✓	✓	-
	63620	Key	40	Nickel plated brass	Hardened steel	7	6	✓	-	-
High security	63614	Code	50	Zinc + brass finish	Hardened steel	8	-	✓	-	-
	63615	Code	50	Zinc + brass finish	Hardened steel (long shackle)	8	-	✓	-	-
Marine	472743	Key	40	St. steel	St. steel (long shackle)	5	5	✓	-	✓
	417624	Key	40	Chrome plated brass	St. steel	5	5	✓	-	✓
	63619	Key	40	Chrome plated brass	St. steel	5	5	✓	-	✓
	417622	Key	30	Chrome plated brass	St. steel	4	4	✓	-	-
	63613	Key	Ø 70	St. steel	Hardened steel	6	4	✓	-	-
Weather tough	63616	Key	40	Coated laminated steel	Hardened steel	5	4	✓	-	-
Adjustable shackle	63617	Key	50	Brass	Hardened steel	5	5	✓	-	-
Basic	63618	Key	40	Brass	Hardened steel	5	4	✓	-	-

When choosing a padlock one must include the ergonomic aspect (size, shape, keyed/comination shackle,...), its weather resistance, and mostly the specifications which define the level of security (mechanism, shackle, material,...).
Padlocks mostly act as a visual deterrent and offer a level of resistance to delay thieves. Some padlocks are more efficient than others.

Additional security features :

- Pin tumbler cylinder : the most pins a padlock has, the most secure it is (especially against picking).
- Double ball bearing locking : balls locked the shackle at both ends and prevent drill attack.

- Double locking shackle : prevents the shackle from being pried away from its case and offer a good resistance against forced attacks.
- Hardened steel : offer increased resistance against sawing and bold cutting.
- Closed shackle : offer restricted access to the shackle.
- Shrouded shackle : the padlock body extends up onto the shackle to provide protection from cutting, sawing and hammering.
- Hexagonal/octogonal shackle : offer increased protection against bolt cutting.

Anti-theft devices



Trailer hitch locks

Simply fit the anti-theft device on the towing ball to keep your trailer safe when parked.

Ref.	Description	Fits couplers Ø
A 63623	Universal trailer coupler lock. Body in nickel plated die-cast zinc. Built-in lock with cylinder.	48 to 51 mm
B 31326	Set of coupler lock with padlock	50 mm



Option & Accessory



Brass padlock alone :
410704
95 mm.
Stainless steel Ø 8 mm
straight shackle.



Python® adjustable locking cable **472742**



Braided steel cable with vinyl cover. Adjustable length. Light and flexible. Patented locking mechanism. Velcro strap for compact storage. Length: 1,80 m
Cable Ø: 10 mm



Safety chain with D. lock **63622**



High security chain with 10 mm square links. Ideal for outboard engine or any deck equipment (liferaft, tender,...). Integral black nylon sleeve for optimum protection of the chain and surfaces. Supplied with a D.lock featuring a double locking cylinder and a Ø 14 mm shackle. Length : 90 cm



Anti-theft device for outboard motor **63624**


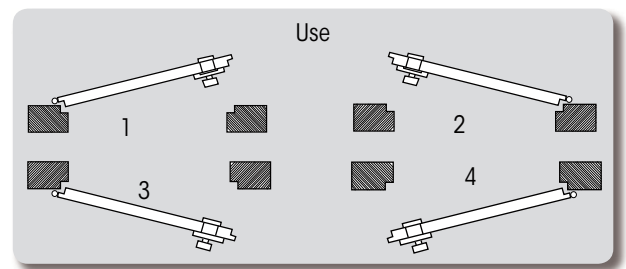


Slotted tube in hardened steel with black vinyl coating for an increase anti-corrosion protection. To be mounted on engine clamping brackets. Supplied with laminated padlock, brass shackle, 4 pins tumbler cylinder.

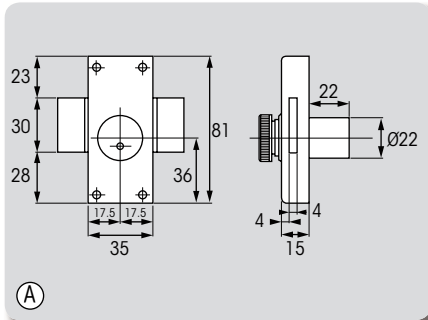
Fasteners

Bolts

Dimensions in mm



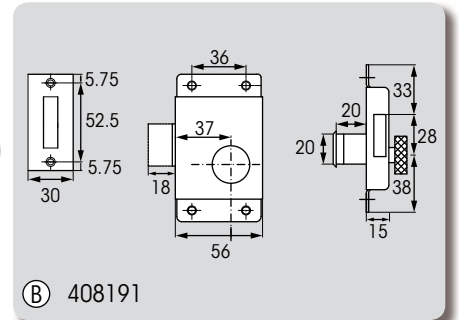
A



A



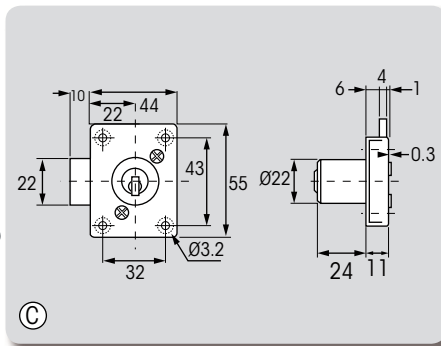
B 408191



B 408191



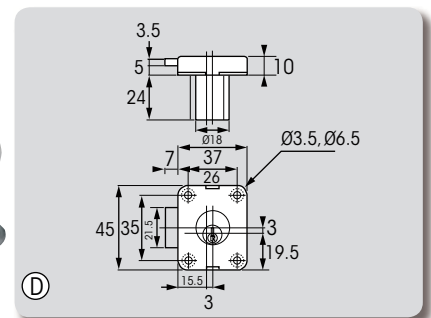
C



C



D



D

Rim locks



Ref.	Model	Door thickness	Use	Material	Description
A 405027	With thumbturn*	22 mm	1-2-3-4	Stainless steel case. Chromed-brass cylinder.	2 keys supplied.
B 408191	With thumbturn*	20 mm	2-4	Chromed brass cylinder.	2 keys supplied.
B 408196	With thumbturn*	20 mm	1-3	Chromed brass cylinder.	2 keys supplied.
C 423997	Half-cylinder	24 mm	1-2-3-4	Stainless steel 304 case and strike plate. Nickel-plated cylinder.	3 keys reversible keys.
D 412051	Half-cylinder	24 mm	1-2-3-4	Nickel-plated brass case and cylinder. Stainless steel 304 strike plate.	Key is not removable in unlocked position. 2 keys supplied.

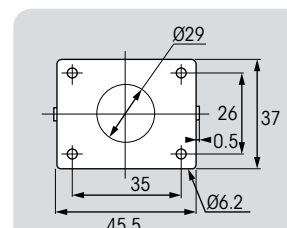
* Cylinder outside/knob inside.

Option



4 mm spacer
412052

Black plastic.
Enable to mount the 412051 lock
on a door with less than 24 mm
thickness.



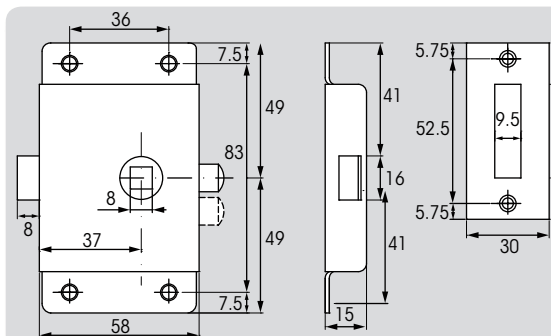
Lock

Dimensions in mm



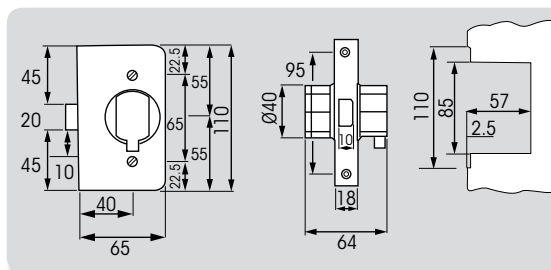
Rim latch - Chromed brass 403404

Activation by handle (available as options).
Locking from inside. Reversible latch.
Dim. Spindle : 8 mm.




Mortise latches-Brass 417621

Compact version, ideal for thin doors like cabins
or lavatories (15 mm).
Door knob activation and lockable from inside
by lock button.

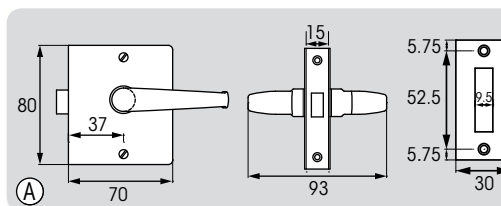


(A)



(B)

415928



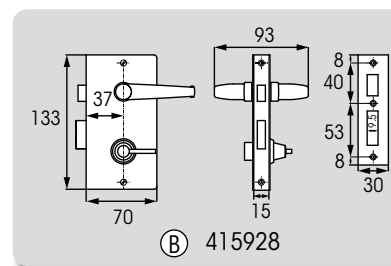
(A)

Mortise latches

Chromed brass lock cases.
Escutcheons and strike plates in stainless steel.

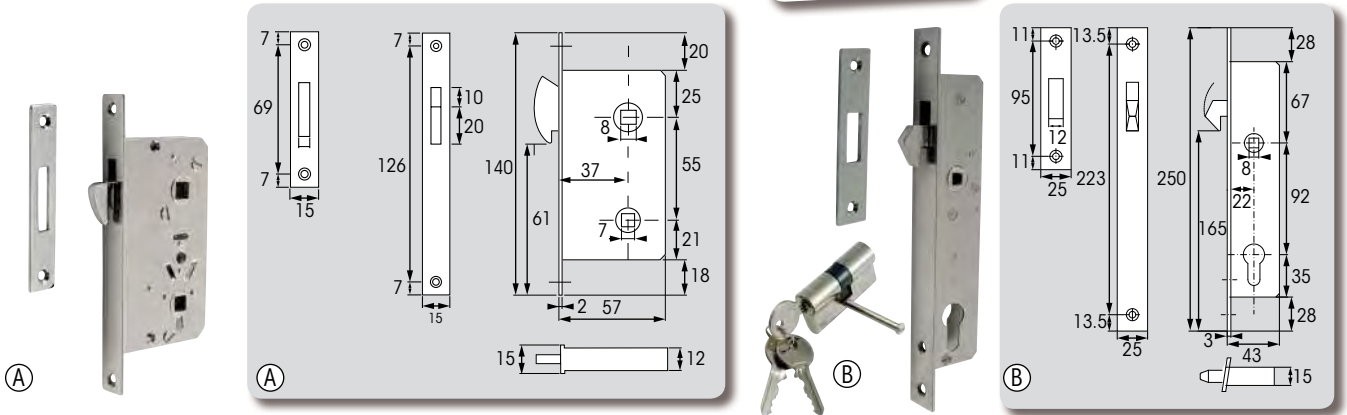


Ref.	Lockable	Use	Cut-out height	Description
(A) 415931	-	1	44 x 15 x 58	-
(B) 415898	✓	2	95 x 15 x 58	Lockable from inside. Red/white indicator bolt. Emergency unlock access from outside (special key).
415928	✓	1	95 x 15 x 58	Lockable from inside. Red/white indicator bolt. Emergency unlock access from outside (special key).



(B) 415928

Dimensions in mm



Mortise locks for sliding door

Chromed brass.



Ref.	Lockable	Description	Composition
Ⓐ 402313	-	Reversible. Handle and roses available as options. 8 mm spindle.	Lock case + strike plate
Ⓑ 63631	✓	Reversible. Handle and roses available as options. 8 mm spindle.	Lock case + cylinder + strike plate + 3 keys


Door handles
Chromed brass.

Ref.	Length	Width	Spindle	Description
A 415505	88 mm	17 mm	8 mm	Compatible with roses int. Ø 13 mm
B 63634	130 mm	20 mm	8 mm	With roses 50 x 50 mm

Accessories

Locking knob 63635
Overall height on button side 33 mm. With roses 50 x 50 mm. 6 mm spindle.

Door handle plate 419681
Chromed brass roses int. Ø 13 mm and ext. Ø 45 mm. With nylon ring.



Watertight compression latch


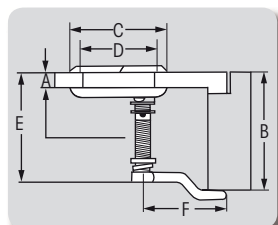
Stainless steel 316 L watertight compression latch, ideal for boat lockers.

The spring cam avoids vibrations and shocks.


Available in 2 versions : with or without key locking, according to the level of security required.

Suitable for bulkhead thickness 23 mm max. Supplied with screws.

Ref.	A	B	C	D	E	F
A 63611	4-23 mm	25-76 mm	65 mm	51 mm	71 mm	54 mm
B 63612	6-23 mm	25-76 mm	65 mm	51 mm	71 mm	54 mm



Cam locks



Cam locks

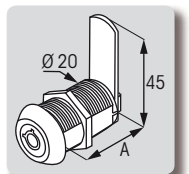
Stainless steel cam with chromed brass nuts and keys.

Chromed brass half-turn cylinder.

Key can be removed in open setting.



Ref.	A	Door thickness
A 404689	13 mm	7 mm
B 404688	26 mm	22 mm
C 404687	32 mm	27 mm






Hatch fasteners



Ref.	Material	Lock	Lid	Face plate size	Mounting base thickness	Cut-out dim.	Technical features
A 419860	316 st. steel	-	✓	100 x 100 mm	70 mm	Ø 82 mm	Accepts padlock (not included).
B 421957		-	-	Ø 70 mm	2 to 47 mm	Ø 62 mm	Overall height : 78.5 mm.
C 423002	Chromed brass	✓	✓	Ø 84 mm	15 to 70 mm	Ø 68 mm	Adjustable cam : 30-70 mm.
D 418278	Composite & chrome plated zinc alloy	✓	-	53 x 60 mm	-	-	Plastic strike plate - 3 heights.
E 417853	Composite & chrome plated zinc alloy	✓	-	64 x 64 mm	6 to 28 mm	Ø 51 mm	Adjustable cam : 10-76 mm. Stainless steel rod.



Flush locks with compact handles

Compact universal lock designed for drawers and furnitures.
Easy and gentle opening.
Slide a finger under the handle and pull softly to open the door.
Supplied with strike plate.



Easy to open

Ref.	Material	Model	Handle dimensions	Door thickness	Length	Ø cylinder
A 63625	Stainless steel handle ; chrome-plated brass cylinder	Square	36 x 36 mm	26 mm max.	43 mm	18 mm
B 63626		Oval	35 x 25 mm	26 mm max.	43 mm	18 mm

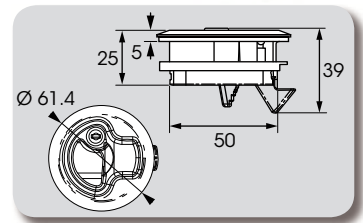


Flush locks

Closing the door by thrust.
Supplied with strike plate.



Ref.	Material	Opening	Features	
A 62174	316 st. steel	Ring pull	57 x 40 x 17 mm	1
B 403467	Chromed brass	Ring pull	58 x 37 mm	1
C 63636	Chromed brass	Push on the central part	50 x 42 mm	1
D 63606	Polyamide	Outside : ring pull. Inside : slide latch.	Ø 61 mm, cut-out dim. : Ø 50 mm. For thickness 7 mm. Overall height : 39 mm.	10



Elbow catches


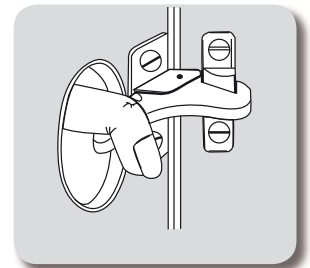


	Ref.	Material	Version	Overall dimensions	
A	63607	316 St. steel	Standard elbow catch	28 x 33 x 28 mm	10
B	414148	Chromed brass	Standard elbow catch	28 x 33 x 28 mm	10
C	421598	Plastic	Invisible elbow catch, metal strike	69 x 19 x 25 mm	2

Wood rings

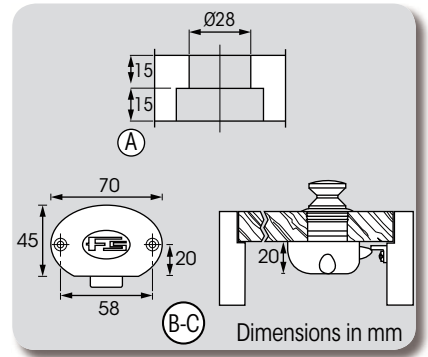


Int. Ø	Mahogany	Teck	Ext. Ø	Height
32.5 mm	13876	13875	38 mm	22 mm
40 mm	13878	13877	45 mm	22 mm



Toggle fasteners

	Ref.	Material	Overall closed dimensions	Hook	Hook spacing	Ø for padlock	
A	473000	316 st. steel	93/103 x 23 x 18 mm	Invisible. L 36 x W 18 mm	9 mm	-	1
B	421571	304 st. steel	145/157 x 40 x 23 mm	L 30 x l 30 mm	20 mm	9 mm	1
C	401549	St. steel	51 x 41 x 11 mm	L 12 x l 36 mm	33 mm	-	2
D	404029	St. steel	112 x 33 x 16 mm	L 25 x l 30 mm	18 mm	12 x 7 mm	2
E	401458	Chr. brass	85 x 34 x 34 mm	Triangle. L 32 x W 34 mm.	22 mm	-	1
F	35647	Chr. brass	94 x 29 x 18 mm	With 90° plate catch. L 24 x W 29 mm.	18 mm	6 mm	1
G	401475	Chr. brass	110 x 50 x 24 mm	L 40 x l 50 mm	30 mm	7 mm	1



Push-buttons

Locks with push-buttons : the bolt is locked when the button is pushed-in. Simply push the button to open the door.



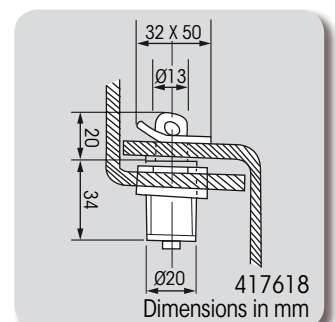
Ref.	Material	Description	Thickness of the door	Cut-out dim.	Case dimensions	Case
Ⓐ 421261	Composite & chrome plated zinc alloy	Push-button. Spacer included for door th. 13 mm	13 to 30 mm	Ø 28 mm (door th. 15 mm).	Ø 40 x h.30 mm	White
Ⓑ 402509	Plastic	Push-button	13 mm	Ø 25 mm	70 x 45 x Ø 20 mm	White
402524	Plastic	Push-button	19 mm	Ø 25 mm	70 x 45 x Ø 20 mm	White
Ⓒ 402414	Plastic	Push-button	16 mm	Ø 25 mm	70 x 45 x Ø 20 mm	Nickel-plated
Ⓓ 470675	Plastic	Push-button	16 mm	Ø 25 mm	80 x 45 mm	Nickel-plated

Door stops




Door stops

Ref.	Material	Model	Description	Dimensions L x W x H (closed)	
A 404694	St. steel	Rolls	Nylon insert	27 x 28 x 37 mm	1
404964	St. steel	Rolls	Nylon insert	40 x 40 x 65 mm	1
B 63608	316 st. steel	Rolls	Nylon insert	27 x 29 x 38 mm	10
C 419453	St. steel	Rolls	St. steel insert with anti-vibration gasket.	33 x 23 x 20 mm	1
D 472734	Nylon	Rolls	White	31 x 35 x 10 mm	10
E 418377	Chr. brass	Clamps	Door stop	60 x 14 x 40 mm	1
413320	Nick.-plated brass	Balls	St. steel springs	35 x 7 x 10 mm	1
F 413322	Nick.-plated brass	Balls	St. steel springs	50 x 9 x mm	1
413323	Nick.-plated brass	Balls	St. steel springs	60 x 11 x 15 mm	1
G 421947	St. steel	Small automatic door stop	Nylon strike plate. Press the button once to close & twice to open.	36 x 28 x 10 mm	1
H 427478	Plastic	Small automatic door stop	Press the button once to close & twice to open.	65 x 40 x 16 mm	1
I 405051	Chr. brass	Spring latch	Without strike plate	Plate : 40 x 20 x 24 mm	1
404053	Chr. brass	Spring latch	With strike plate	Knob : 40 mm	1
J 417618	St. steel	Spring button	Accepts padlock Ø 6 mm.	Door th. : Ø 25 mm max. Cut-out : Ø 20 mm.	1




Hatch & locker fastening




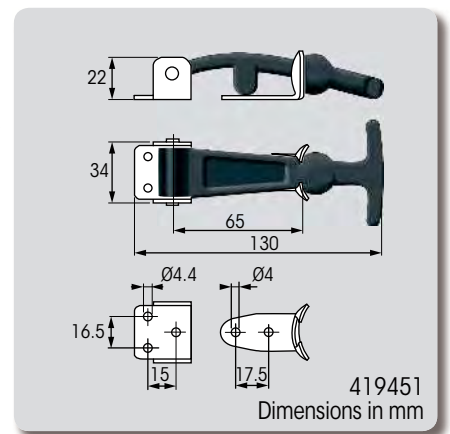
Padlock hinges

	Ref.	Material	Model	Length (closed)	Width	
A	472902	304 st. steel	Standard	92 mm	25 mm	1
	13891	304 st. steel	Standard	70 mm	25 mm	5
B	401476	Chromed brass	Standard	66 mm	20/50 mm	1

T-Bar hatch fasteners



	Ref.	Material	Version	Dimensions	
A	401466	Chromed brass	T-Bar fastener with plate	38 x 15 x 48	1
B	419451	304 st. steel	St. steel + rubber hatch hold-down clamp, anti-rattle.	130 x 34 x 22	2




Barrel bolts

	Ref.	Material	Spring	Overall width	Width overall	Overall height	Plate dim.	Str. plate Dim.	Axis Ø	Model	
A	412752	304 st. steel	✓	60	26	14	40 x 24	20 x 24	6		1 locking left
	412754	304 st. steel	✓	80	26	14	60 x 24	20 x 24	6		1 locking left
	412050	304 st. steel	✓	85	40	20	60 x 33	25 x 33	6		1 locking left
	412751	304 st. steel	-	60	20	14	40 x 24	20 x 24	6		1 reversible right/left
	412753	304 st. steel	-	80	27	14	60 x 24	20 x 24	6		1 reversible right/left
B	400937	Chromed brass	✓	116	41	11	90 x 31	20 x 31	8	Ajustable distance ± 5 mm. Accepts padlocks Ø 6 mm.	1 reversible right/left
C	417573	Chromed brass	-	65	31	11	50 x 25	15 x 25	7	Ajustable distance ± 5 mm	2 reversibles right/left
	404051	Chromed brass	-	65	38	11	40 x 30	14 x 30	8		1 right + 1 left
	421683	Chromed brass	-	70	46	11	50 x 46	20 x 46	10		1 locking right
D	404052	Chromed brass	-	85	38	11	50 x 30	20 x 30	8	Ajustable distance ± 5 mm	1 right + 1 left
E	419220	Chromed brass	-	86	38	17	60 x 30	25 x 30	10	Anti-vibration	1 reversible right/left


Dimensions in mm

Handles & ring pulls



Flush ring pulls

Ref.	Material	Model	Dimensions	Features	
A 477068	304 st. steel	Ring	Ø 50 mm x 10 mm thick	Spring-loaded	1
B 416265	Chromed brass	Ring	Ø 53 mm x 8 mm thick	Spring-loaded	1
C 419452	304 st. steel	Rectangle	44 x 38 x 11 mm	Spring-loaded	1
415902	304 st. steel	Rectangle	65 x 55 x 11 mm	Spring-loaded	1
D 13858	Chromed brass	Rectangle	45 x 38 mm	-	2
F 400165	Chromed brass	Rectangle	63 x 48 x 6 mm	-	1
G 13859	Polished brass	Rectangle	61 x 47 mm	-	2



Flush lifting handles


Ref.	Description	Length	Width	Thickn.	
A 401483	Polished brass	74 mm	54 mm	8 mm	
B 400288	Chrome-plated brass	75 mm	54 mm	8 mm	



Handles for closet or drawer

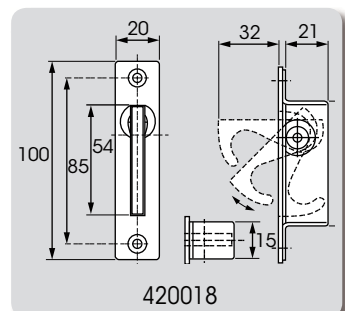
Ref.	Model	Length	Hole spacing	
423020	Polished 304 St. steel + Black plastic	160 x 40 mm	140 mm	

Flush pulls



Ref.	Material	L	W	H	Hole spacing	Thickn.	Features
A 420018	304 st. steel	100	20	23	85	2	Satin finish. Screws included.
B 417184	Chrome plated zinc alloy	83	19	25	70	3	Handle with spring. Flange in polymer. Horizontal or vertical mounting.

Dimensions in mm



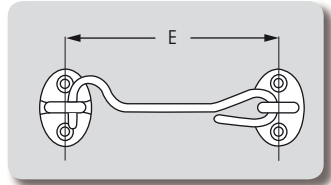
Hooks

Dimensions in mm

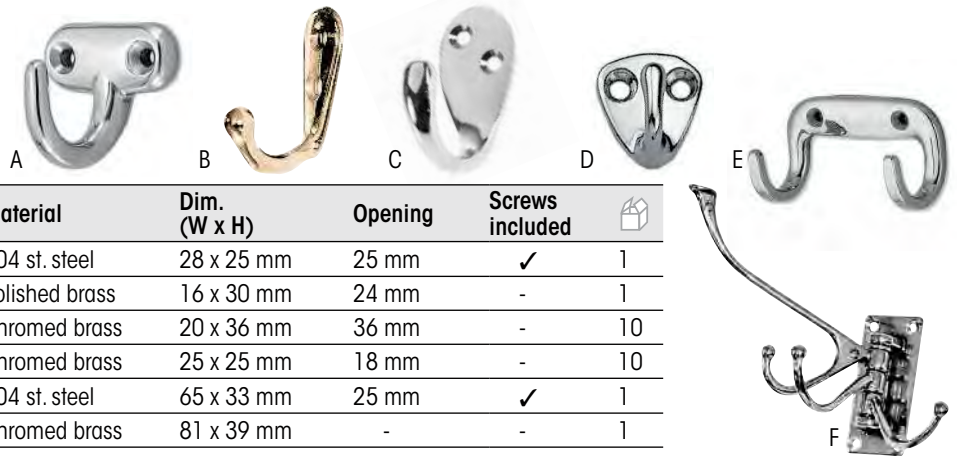
Door hooks



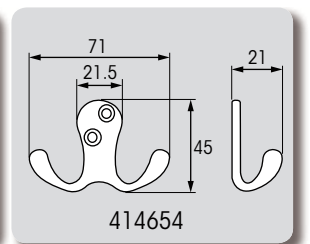
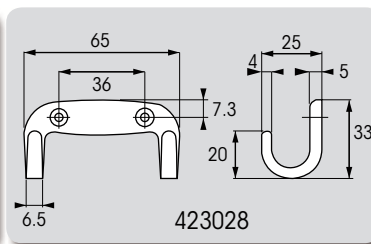
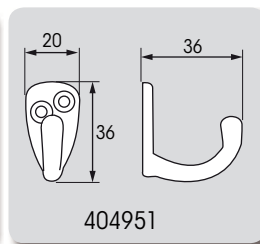
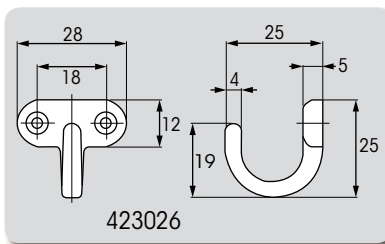
Ref.	Material	Model	Overall Length	Hole Spacing E	Plate Dim.	
A 402905	304 st. steel 316 st. steel fittings	Door hook	88	71	32 x 22	1
B 402906	Stainless steel	Articulated door hook	125	100	45 x 25	1
C 423011	Chromed brass	Double articulated hook	98	80	32 x 18	1



Coat hooks



Ref.	Model	Material	Dim. (W x H)	Opening	Screws included	
A 423026	Single hook	304 st. steel	28 x 25 mm	25 mm	✓	1
B 402362	Single hook	Polished brass	16 x 30 mm	24 mm	-	1
C 404951	Single hook	Chromed brass	20 x 36 mm	36 mm	-	10
D 402883	Single hook	Chromed brass	25 x 25 mm	18 mm	-	10
E 423028	Double hook	304 st. steel	65 x 33 mm	25 mm	✓	1
F 418262	4 folding hooks	Chromed brass	81 x 39 mm	-	-	1



Stays & Braces



Corner braces,
304 st. steel



Ref.	Dimensions
426612	30 x 30 x 3 thick mm
426613	50 x 50 x 3 thick mm
426614	70 x 70 x 3 thick mm

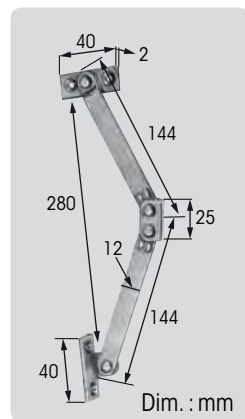


418777

Articulated stay



- Right : **418777**
 - Left : **418778**
- Chromed brass.



St. steel opening stay



- 421935**
304 st. steel opening stay with automatic locking system.
90° opening, one position.
Length : 303 x 165 mm.
Width : 20 mm.

Hinges

St. steel hinges

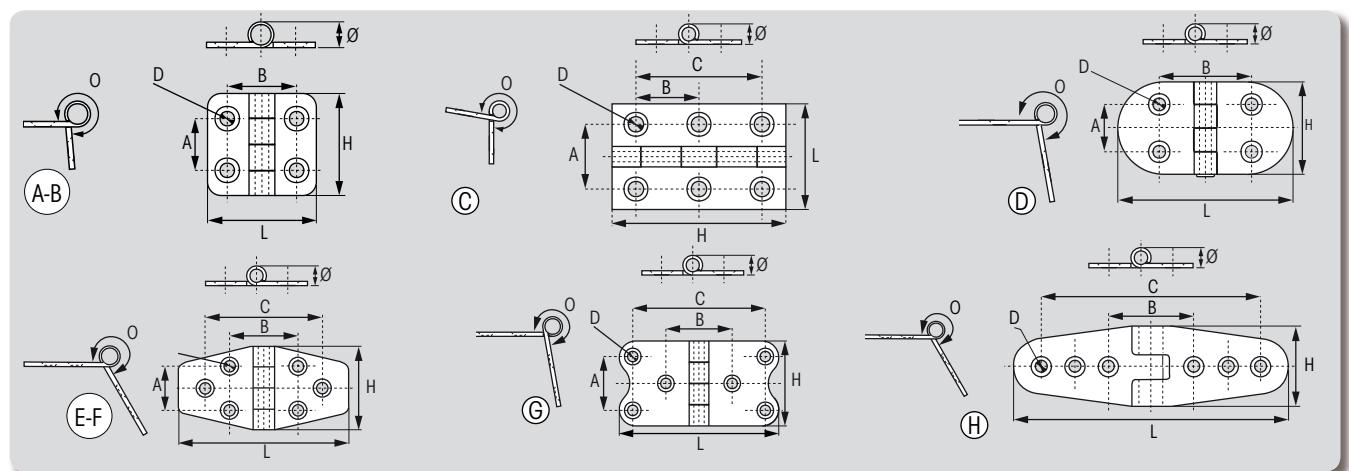


Dimensions in mm



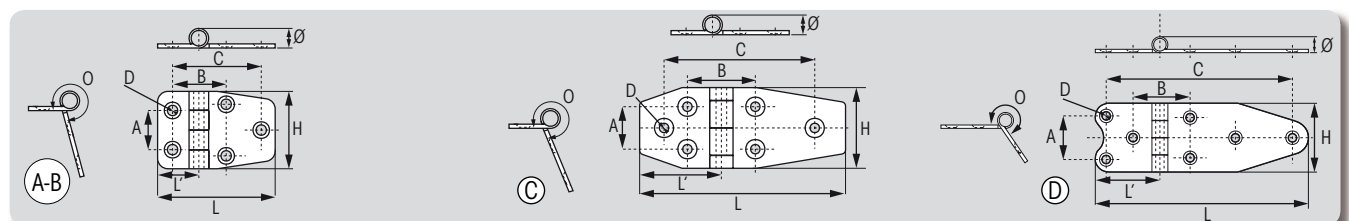
St. steel hinges

Ref.	Material	Thickness	L	H	Opening (O)	A	B	C	Ø	D	
(A) 13836	316 st. steel	2	36	40	270°	23	25	-	9.5	5	5
(B) 403376	316 st. steel	4.8	51	50	280°	34.5	36	-	10	5	1
(C) 414575	St. steel	2	60	80	270°	36	30	60	9.5	5.5	2
(D) 12429	316 st. steel	2	74	41	260°	20	40	-	10	5	5
(E) 13838	316 st. steel	2	76	40	260°	23	27.5	62	9.5	5.5	5
(E) 13831	316 st. steel	2	76	40	270°	20	38	54	9	5.5	5
(F) 470814	316 st. steel	4.6	75	39	280°	19.5	26.5	59.5	10	5	1
(G) 13827	316 st. steel	2	74	41	280°	26	30	60.5	9	5.5	5
(H) 403673	316 st. steel	4	158	28	280°	-	40	140	11	5	1
(H) 13839	316 st. steel	2	102	31.5	280°	-	34	82	9.5	5.5	5



Asymmetric 316 st. steel hinges

Ref.	Material	Thickness	L	L'	H	Opening (O)	A	B	C	Ø	D	
(A) 13837	316 st. steel	2	57	19	40	270°	23	26	45	9	5.5	5
(B) 414873	St. steel	2	86	37	40	270°	20	27	73.5	10	5	1
(C) 13833	316 st. steel	2	97	39	40	270°	20	37	72.5	9.5	5.5	5
(C) 13834	316 st. steel	2	126	39	40	260°	20.5	58	104	9.5	5.5	5
(D) 13828	316 st. steel	2	126	37	41	270°	26	35	110	9.5	5.5	5



Dimensions in mm



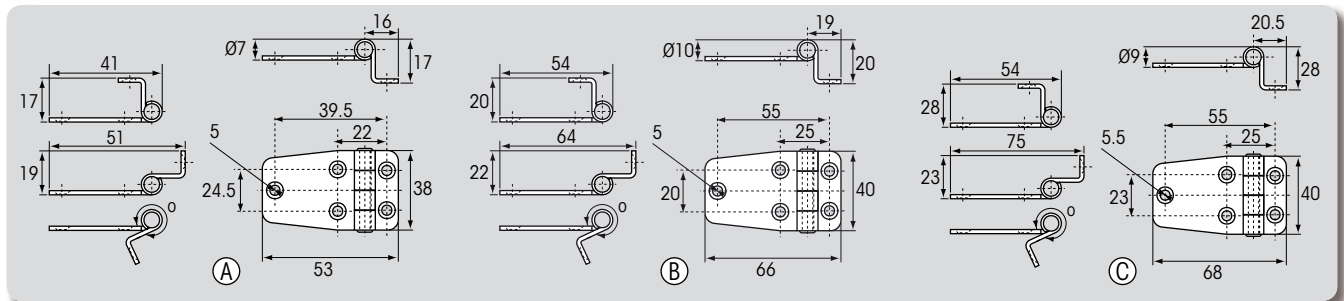
(A)

(B)


(C)

Offset st. steel hinges


Ref.	Material	Thickness	Opening (O)	Knot Ø	
(A) 403381	316 st. steel	3.5	300°	7	1
(B) 414874	Stainless steel	2	330°	9.5	1
(C) 13841	304 st. steel	2	330°	9	5



(A)



(B)




(C)




(D)



(E)



(F)



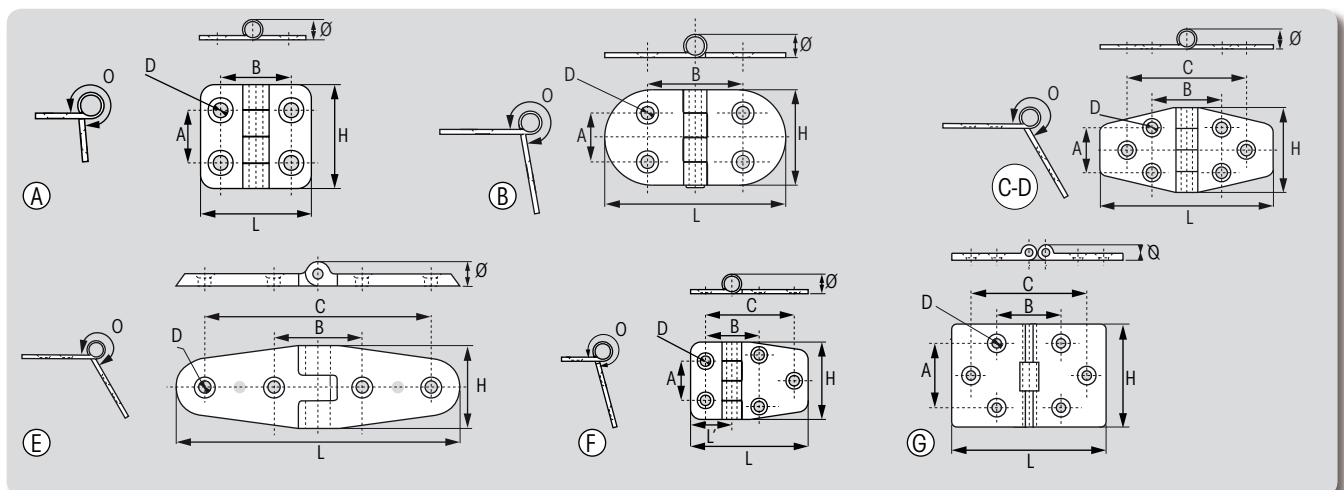
(G)

Invisible 316 st. steel hinges

Low profile barrels.
Barrels welded closed on both ends. Bright polished finish.

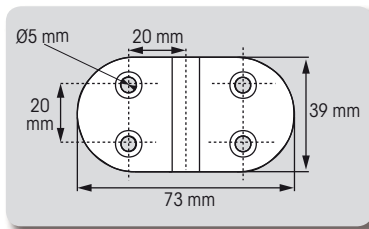


Ref.	Model	Thickness	L	L'	H	Opening (O)	A	B	C	Ø	D
(A) 403364	Standard	3.5	37	-	38	290°	25	25	-	7	4.5
(B) 403627	Standard	2.5	75	-	39	280°	19	42	-	7.5	5.5
(C) 403377	Standard	3.5	76	-	37	280°	22	25	61	7.5	4.5
(D) 403378	Standard	3.5	104	-	38	280°	20	29	91	7	3.5
(E) 403674	Standard	3	104	-	27	280°	-	37	88	7	5
(F) 403379	Asymmetric	3	60	21.5	38.5	290°	22.5	25.5	42	7	5
(G) 416161	Double axle	2.5	70	-	41.5	180°	27	38	55.5	7.5	5





304 st. steel hinge -
neoprene axle
63609



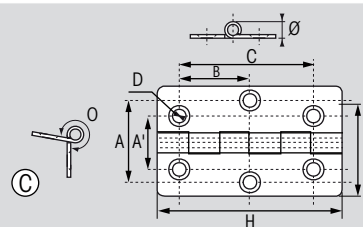
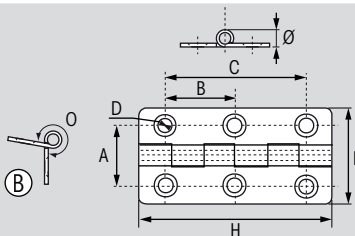
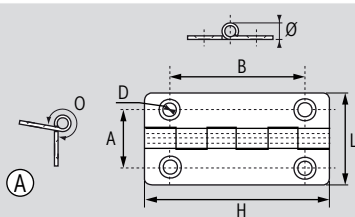
Brass hinges

Dimensions in mm

Rectangular hinges, chrome-plated brass



Ref.	Thickness	L	H	Opening (O)	A	A'	B	C	Ø	D	
Ⓐ 404070	2	25	30	280°	16	-	17	-	5	3	10
403998	2	30	40	280°	18	-	14	28	5	3	10
Ⓑ 404061	2	30	50	280°	17.5	-	16	32	5	3.5	2
404091	2	50.5	70	300°	31	-	23	48	6	4	2
404075	2	40	50	290°	29	18	16	32	6	3.8	2
404087	2	50.5	50.5	290°	41	19	16	32	6	3.8	2
403996	2	40	60	290°	29	18	21	42	6	3.8	2
Ⓒ 403995	2	40	70	290°	30	26	24	48	7	4	2
404059	3	70	70.5	280°	49	31	23.5	47	7	4	2
404058	3	80	80	280°	65	35.5	29.5	58	8	4.5	2



Ⓐ



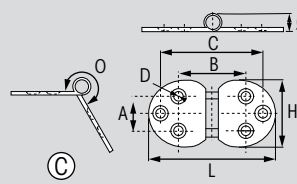
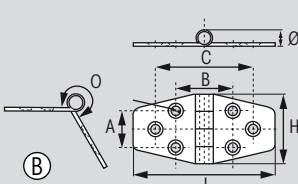
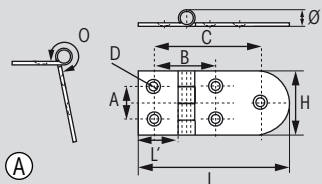
Ⓑ



Ⓒ

Hinges, chrome-plated brass

Ref.	Model	Thickness	L	L'	H	Opening (O)	A	B	C	Ø	D	
Ⓐ 404023	Asymmetric	3	76	26	30	280°	15	32.5	50	7	4	2
Ⓑ 401484	Trapeze	2	96	-	56	310°	38	38	79	12	5.4	1
Ⓒ 416280	Half circle, st. steel rod	2	47	-	30	290°	21	17	38	35	4.2	2





Polished brass hinges

Ref.	Thickness	Length	Height	
403999	2 mm	20 mm	40 mm	10
404008	2 mm	30 mm	40 mm	10
404068	2 mm	30 mm	50 mm	2
404006	2 mm	40 mm	60 mm	2

Special hinges



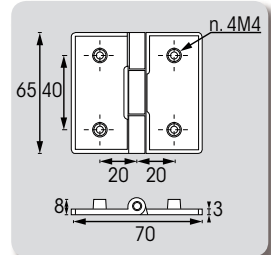
A



B

Double axle hinges

Material	Ref.	Thickness	Length	Width	Knots Ø
A Chromed brass	413663	2 mm	67 mm	30 mm	7 mm
B Polished brass	409423	2 mm	67 mm	30 mm	7 mm



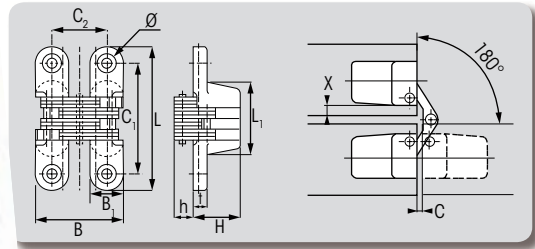

Hinge with threaded rod chromed brass

418263

Fastening with threaded rods (not included).
Opening : 290°.
Knot Ø : 9 mm

Flush-fit concealed hinges

Flush-fit foldaway hinge.
180° opening.
Compact and easy to integrate.
Body in chrome zinc alloy. Small connecting rods & axis in st. steel.



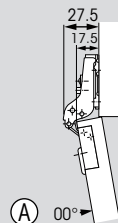
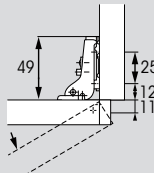
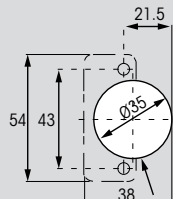
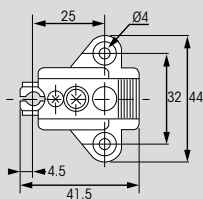
Ref.	Door thickness	Length (L) mm	Width (B) mm	B1 mm	Height (H) mm	L1 mm	C1 mm	C2 mm	Ø mm	h mm	t mm	C mm	X mm
421576	13 mm	43	29	11	13	22	32	18	3.5	5	5	0.8	2.3
420034	19 mm	60	35	13	18.5	33	47	22	4	6.5	6	1	3
220421	25 mm	70	42.5	16	23	35	53	26.5	4.5	7	7	1.2	3.5



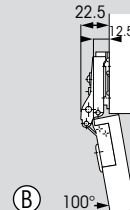
304 st. steel concealed hinges

For door thickness : 15-20 mm.
100° integral opening.
Comes with plastic adjustment wedge.

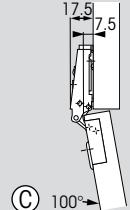
Ref.	Door thickness
(A) 420029	9 mm (5-9 mm)
(B) 420028	14 mm (10-14 mm)
(C) 420027	19 mm (15-19 mm)



(A) 00°

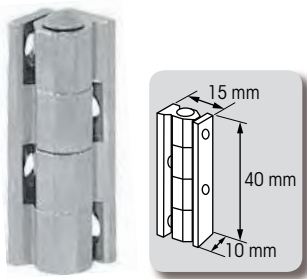


(B) 100°



(C) 100°

Dimensions in mm



Universal hinge

404021

Chrome plated brass.



St. steel piano hinges



Ref.	Length	Width open	Knot length
404000	1.98 m	25 mm	15 mm
404001	1.98 m	32 mm	15 mm
405917	1.98 m	40 mm	15 mm
405986	2 m	50 mm	10 mm
405988	2 m	60 mm	10 mm

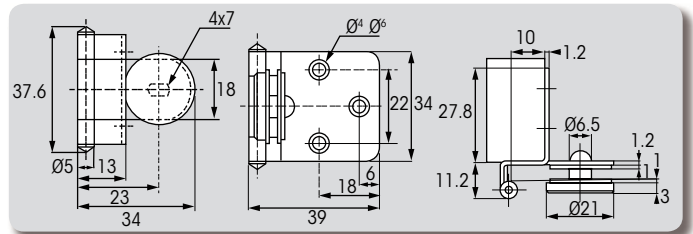


Glass door hinge


420394

Hinge for glass or plexiglas door.
304 st. steel & anodised aluminum button.
For door :

- Max. width : 450 mm & max. height : 700 mm.
- Max. thickness : 4-6 mm.
- Max. weight : 4 kg (for 2 hinges).



Polyamide hinges



Polyamide hinges

Black polyamide. Stainless steel axis.

Ref.	Description	Thickness	A	B	Ø axis	Opens through
A 16671	Symmetrical, square	2.5 mm	40 mm	40 mm	No axis	280°
B 43680	Symmetrical, round	4.5 mm	70 mm	40 mm	7.5 mm	270°
C 16666	Symmetrical, round	6.1 mm	76 mm	40.5 mm	12.1 mm	290°
D 16674	Symmetrical, rectangle	4.5 mm	40 mm	75 mm	7.5 mm	230°
E 43653	Symmetrical, trapezoid	4.5 mm	95 mm	60 mm	7.5 mm	270°
F 43674	Symmetrical, triangle	4.5 mm	135 mm	40 mm	7.5 mm	270°
G 16668	Symmetrical, triangle	6.1 mm	139 mm	40.5 mm	12.1 mm	290°
H 43686	Asymmetrical, oval	4.5 mm	100 mm	40 mm	7.5 mm	270°
I 16667	Asymmetrical, oval	6.1 mm	107.5 mm (69.5 + 37.5)	40.5 mm	12.1 mm	290°

Hinges




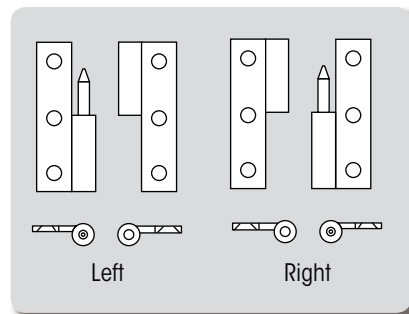
A



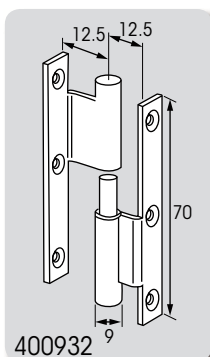
B

Take-apart hinges, chromed brass

Model	Ref.	Thickness	Length	Width	
Right	404093	2 mm	60 mm	40 mm	2
Left	400905	2 mm	60 mm	40 mm	2
Right	404094	2 mm	70 mm	40 mm	2
Left	400961	2 mm	70 mm	40 mm	2
Right	413792	3 mm	50 mm	65 mm	1
Left	400850	3 mm	50 mm	65 mm	1



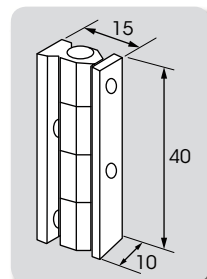
Offset take-apart hinge chrome-plated brass



Universal lift-off hinge

Chrome-plated brass.

404096



Model	Ref.	Thickness
Right	400932	2.5 mm
Left	400931	2.5 mm



All products manufactured by Plastimo, which must comply with a standard of buoyancy, resistance, inflation time... are declared up to standard when they leave our factory. These products are designed and produced for normal conditions of use.

Use of goods : Information and general advice given in this catalogue are for indicative purposes only and strictly apply to the use of our products in a recreational boating environment. It is the customer's responsibility to determine a product's suitability for his intended application. Plastimo hereby gives notice that it will not accept responsibility for any damages or loss directly or indirectly arising as a result of the inappropriate use of its products. Plastimo reserves the right to modify any of its products in order to comply with a new standard or regulation.

Misprints excepted, this catalogue (and all accompanying leaflets) are intended to give a general description only. Illustrations, sizes and descriptions are generally accurate, but shall not be considered binding or part of a contract. Plastimo reserves the right to alter technical specifications, etc. without notice. Colours shown in our catalogue are as accurate as printing variations permit ; they may vary slightly from the actual product.

Photographers

B.Y. LEGLATIN
Larmor-Plage, France

Arand Getty
Altair Yachts
Charal Sailing Team
Chantiers Bénéteau
William Borel
Vincent Curutchet / AléA
Laurent Charpentier
Hocus-focus.bzh

François Delayre
Jean-Baptiste D'Enquin
Christophe Favreau
Stéphanie Gaspari
Yann Georges
Chantiers Jeanneau
Jérôme Kélagopian
Patrice Laurent
Clément Le Calvé
Jean-Marie Liot
Loïc Madeline
Thierry Martinez/ Sea&Co
Gilles Martin-Raget

Camille Moirenc
Thomas Neile
Philip Plisson
Guillaume Plisson
Boris Réjou, Moteur Boat Magazine
Christian Rérat
SEAir
Graham Snook, Yachting Monthly
Benoît Stichelbaut, DPPI
François Van Mallegem
Voiles & Voiliers
Yvan Zedda

Warning

Plastimo (Lorient-France) has paid the copyrights related to all the photographs printed in this catalogue.

Any reproduction of these photos - whatever the media - is strictly forbidden without the authorisation from Plastimo and the photographer.

PLASTIMO DISTRIBUTION SAS

Lorient-La Base
3, Rue du Commandant L'Herminier
56100 - LORIENT (France)
Tel. +33 (0) 297 87 36 36
Fax +33 (0) 297 87 36 28
E-mail : contact@plastimo.com

Conditions of sale

Plastimo sells only to chandlers, boat builders and bona fide retailers in the marine trade. Plastimo products are available to the general public through this network of retailers. Please visit www.plastimo.com to obtain the name/ address of your nearest dealer.

Plastimo around the world

On board with you
across all oceans !

For over 50 years, Plastimo has grown a very strong International activity : based in France, the company achieves half of its business abroad. Our dedicated network of professional distributors worldwide ensures that wherever your cruise may take you, there will always be reliable Plastimo service close at hand.

Our dedicated country distributors can give you a list of Plastimo dealers on their territory, including liferaft and lifejacket service stations worldwide.



FRANCE PLASTIMO DISTRIBUTION

 Lorient - La Base
3, rue du Cdt L'Herminier
56100 LORIENT
T +33 (0) 297 87 36 36 - F +33 (0) 297 87 36 28
contact@plastimo.com

AUSTRALIA AMI
 Unit 1, 13 Simcock St, Somerville
3912 Victoria
T +61 3 59780143
F +61 3 8640 0595
ami@amisales.com.au
www.amisales.com.au

RWB MARINE
146-160 Cope Street
2017 NSW WATERLOO (Sydney)
T +61 02 9319 6027
F +61 02 9319 5157
info@rwbmarine.com.au
www.rwbmarine.com.au

BRAZIL PLASTIMO AMS
 Rua Teofilo Otoni, n° 48
20090-070 RIO DE JANEIRO - RJ
T +55 21 982145119
plastimo.ams@orange.fr

BULGARIA BULSTAR OUTDOOR LTD
 Bulstar Str. # 1
8140 ATIA
T +359 550 42242
F +359 56 910419
info@bulstar.bg
www.bulstar.bg

CANADA STRIGHT-MACKAY Ltd.
 P.O. Box 97
209 Terra Cotta Drive
B2H 5E1 NEW GLASGOW, N.S.
T +1 902 928 1900
F +1 902 928 1905
info@stright-mackay.com
www.stright-mackay.com

CROATIA NAVELA d.o.o.
 Castropola 54
52100 PULA
T +385 52 214542
F +385 52 213558
navela@navela.hr
www.navela.hr

CYPRUS COMAR MARINE
 Acropolis Avenue 11 E
2006 NICOSIA
T +357 22 51 12 51
F +357 22 51 11 36
comar@cytanet.com.cy
www.comar-marine.com

DENMARK Palby Marine A/S
 Korsvej 3
6000 KOLDING
T +45 75 88 13 11
T +45 75 88 17 01
palby@palby.dk
www.palby.com

GREECE ALEX MARINE
 5 Leocharus str.
185 31 PIREAS
T +30 210 4133543
F +30 210 4112932
info@alexmarine.gr
www.alexmarine.gr

GERMANY BUKH BREMEN GmbH
 Ferdinand-Porsche-Straße 11
28237 Bremen
T +49 (0) 421 53507-0
F +49 (0) 421 55605-1
info@bukh-bremen.de
www.bukh-bremen.de

AUSTRIA


IRAN MAKIN DARYA CO.
 Tavous Alley, South Kamranieh
TEHRAN
T +98 21 22292839
F +98 21 22296751
m.azadnia@makindarya.com
www.makindarya.com

ITALY F N I - Forniture Nautiche
 Italiane srl.
Via Galilei, 9
57023 CECINA (LI)
T +39 0586 662424
F +39 0586 662437
info@fni.it
www.fni.it

JAPAN KAZ MARINE PRODUCTS Co., Ltd.
 5682-1 Fukuda, Yamato-city
242-0024 KANAGAWA-PREF
T +81 (0) 46 268 4101
F +81 (0) 46 268 4351
info@kazmarine.co.jp
www.kazmarine.co.jp

NETHERLANDS ON DECK
 Leimuiderdijk 478A
2156 MX WETERINGBRUG
T +31 71 331 3366
F +31 71 331 3387
allhands@on-deck.nl

NEW ZEALAND ABSOLUTE MARINE
 Unit 1
13 Highbrook drive
East Tamaki
2013 AUCKLAND
T +64 (9) 273 9273
F +64 (9) 273 9099
info@absolutemarine.co.nz
www.absolutemarine.co.nz




POLAND

 AURA s.j.
 Przestrzenna 13
 70-800 SZCZECIN
 T + 48 91 461 39 92
 F + 48 91 461 37 41
 aura@aura.szczecin.pl
 www.aura.szczecin.pl

PORTUGAL

 SIROCO REPRESENTACOES
 NAUTICAS S.A.
 Complexo Marina Monsanto
 Rua de Proletariado S/n,
 armazem 1 e 2 - Quinta do Paizinho
 2790-138 CARNAXIDE
 T + 351 21 9154530
 F + 351 21 9154540
 geral@siroco-equipamentos.pt
 www.siroco-equipamentos.pt

SPAIN

 DISMARINA MEDITERRANEA S.L.
 c/ Pep Ventura, 12
 (Pol. Ind. Sud)
 8440 CARDEDEU (BCN)
 T +34 938 462 953
 F +34 938 454 761
 info@dismarina.com
 www.dismarina.com

SWEDEN & SCANDIN.

 NAVINORDIC AB
 Lundenvägen, 2
 473 31 HENAN - SWEDEN
 T +46 (0) 304 36060
 F +46 (0) 304 30743
 info@navinordic.com
 www.navinordic.com


SWITZERLAND

 ITEN YACHTTECHNIK GmbH
 Rufibach Str. 9
 6318 WALCHWIL
 T +41 41 759 00 87
 F +41 41 759 00 89
 iten@itenyachttechnik.ch
 www.itenyachttechnik.ch

MARINE PRO
 Chemin des pêcheurs, 9
 Port d'Ouchy
 CH-1007 LAUSANNE
 T + 41 (0)21 616 41 81
 T + 41 (0)21 616 52 61
 info@marinepro.ch
 www.marinepro.ch

TURKEY

 KAPTAN DENIZCILIK Tic. A.S.
 Kucukyali Is Merkezi
 Girne Mah. Irmak Sok.
 A Blok No:14
 34852 Maltepe
 ISTANBUL
 T +90 216 489 95 97
 F +90 216 489 96 10
 info@kaptandenizcilik.com
 www.kaptandenizcilik.com

UNITED KINGDOM

 AQUAFAX
 1 Dencora Way
 Sundon Business Park
 Luton, Bedfordshire, LU3 3HP.
 T +44 (0) 1582 568700
 F +44 (0) 1582 568720

1-2 Mitchell Point
 Ensign Business Park
 Hamble, Southampton, SO31 4RF
 Tel: +44 (0) 23 8045 7206
 Fax: +44 (0) 23 8045 7208
 sales@aquafax.co.uk
 www.aquafax.co.uk

USA

 BAINBRIDGE INTERNATIONAL, Inc.
 255, Revere Street
 MA 02021-2960 CANTON
 T + 1 781 821 2600
 F + 1 781 821 2609

15242, Transistor Lane
 CA 92649-1142
 HUNTINGTON BEACH
 T +1 714 373 3322

2580, N. Powerline Road -
 Suite 603 & 604
 FL 33069 POMPANO BEACH
 T +1 954 532 7557
 info@bainbridgeint.com
 www.bainbridgeintcatalogs.com





Safety

9



Personal
Equipment

101



Mooring
& Tenders

127



Deck Equipment
& Rigging Hardware

221



Compasses, Electronics
& Navigation

307



Life on Board

375



Water on Board

399



Power Management
& Electrical

457



Powerboat
& Engine Accessories

503



Chandlery,
Maintenance & Paint

577



5€

DESIGN
MANUFACTURE
SELECT


PLASTIMO
happy boating to you!

www.plastimo.com

